



PARTS CATALOGUE

EXPORT EDITION



MARCH 2024
VERSION 1

WWW.TOUGHDOG.COM.AU

UNLESS SPECIFIED OTHERWISE, ALL LISTINGS IN THIS CATALOGUE ARE FOR 4WD (FOUR WHEEL DRIVE) VEHICLES ONLY.

| | | | |
|--|-----------|--------------------------------------|-----------|
| LIMITED WARRANTY..... | 6 | COURIER..... | 48 |
| TERMS & CONDITIONS | 6 | RANGER..... | 50 |
| OUR HISTORY | 8 | PJ & PK, 2.5L & 3.0L..... | 50 |
| BUILD & BUY ONLINE | 9 | PX - PXII | 52 |
| AIR ASSIST | 14 | PXIII..... | 54 |
| AIR BAGS | 14 | GVM UPGRADE | 56 |
| AIR BAG COMPONENTS | 16 | PXIII RAPTOR | 57 |
| GVM UPGRADES | 22 | P703 RANGER | 58 |
| ASIA MOTORS | 26 | GVM UPGRADE | 60 |
| ROCSTA | 26 | P703 RANGER RAPTOR..... | 61 |
| CHEVROLET..... | 27 | GREAT WALL | 63 |
| SILVERADO..... | 27 | WINGLE, SAILOR | 63 |
| DAEWOO | 28 | HOVER, SAFE, HAVAL | 64 |
| MUSSO | 28 | STEED | 65 |
| DAIHATSU | 29 | CANNON / P-SERIES | 66 |
| F10, F20, F50, F60. INC. SCAT | 29 | TANK..... | 68 |
| F25, F55, F65 | 30 | HOLDEN..... | 70 |
| FEROZA | 31 | FRONTERA | 70 |
| FEROZA II..... | 32 | MB & MX | 70 |
| ROCKY..... | 33 | JACKAROO, ISUZU TROOPER | 71 |
| F77, F87 PICK UP & TRAYBACK | 33 | UBS13, 16, 52, 52I | 71 |
| F70, F75/F80, F85/F77, F87..... | 34 | UBS16, 17, 52, 55 | 72 |
| F73, F78 (COIL SPRINGS)..... | 35 | JACKAROO, MONTEREY..... | 73 |
| FORD..... | 36 | UBS25, 26, 69, 73 | 73 |
| EVEREST | 36 | RODEO | 74 |
| UA | 36 | KB4, KBD4 | 74 |
| UAll | 38 | TFS17, 54, 55, TFS25, 77..... | 75 |
| UB | 40 | RODEO & COLORADO | 76 |
| EXPLORER | 42 | RA-RC | 76 |
| BRONCO | 43 | COLORADO | 78 |
| F150 | 44 | RG | 78 |
| F150 | 45 | - 07/2012-06/2016..... | 78 |
| F250 | 46 | - 06/2016-2023..... | 80 |
| 2003-2006 | 46 | COLORADO 7 | 82 |
| 2016-2020 | 47 | TRAILBLAZER..... | 82 |
| | | HYUNDAI..... | 84 |
| | | TERRACAN | 84 |

UNLESS SPECIFIED OTHERWISE, ALL LISTINGS IN THIS CATALOGUE ARE FOR 4WD (FOUR WHEEL DRIVE) VEHICLES ONLY.

| | | | |
|---|------------|--------------------------------------|------------|
| ISUZU | 86 | LDV | 120 |
| D-MAX | 86 | D90 | 120 |
| RA, RC MY09-MY11 | 86 | T60 | 122 |
| RT MY12 | 88 | T60 MAX | 124 |
| - 05/2012-04/2016 & 4/2016-8/2020 | 88 | MAHINDRA | 126 |
| RG MY19 | 90 | SCORPIO N | 126 |
| - 4X2 MODEL | 92 | THAR | 128 |
| GVM UPGRADE | 94 | MAZDA | 129 |
| MU-X | 96 | B2500, B2600, B4000 | 129 |
| - 08/2014-07/2021 | 96 | BT-50 | 130 |
| - 07/2021 ON | 98 | B2500, B3000 | 130 |
| JEEP | 100 | UP, UR | 132 |
| CHEROKEE | 100 | TF | 134 |
| XJ LIMITED, SPORT | 100 | - 4X2 MODEL | 136 |
| GRAND CHEROKEE | 101 | GVM UPGRADE | 138 |
| WG, WJ, & ZG | 101 | MERCEDES-BENZ | 140 |
| WK2 | 102 | X-CLASS UTE | 140 |
| WRANGLER | 103 | MITSUBISHI | 142 |
| TJ | 103 | CHALLENGER | 142 |
| JK | 104 | PA | 142 |
| JL (EX RUBICON) | 105 | LEAF REAR | 142 |
| JT | 106 | PA II (COIL REAR) | 143 |
| LANDROVER | 107 | CHALLENGER/PAJERO SPORT | 144 |
| 80, 88 SWB, 109 LWB | 107 | L200 4WD | 146 |
| SERIES I, II, IIA & III | 107 | L300 4WD | 147 |
| DEFENDER | 108 | PAJERO/MONTERO | 148 |
| 110 COUNTY | 108 | LEAF REAR | 148 |
| 90 SERIES | 110 | COIL REAR | 149 |
| 110, 130 SERIES | 112 | NM-NX | 150 |
| DISCOVERY | 114 | QE, QF | 152 |
| SERIES I | 114 | TRITON | 154 |
| SERIES II & III | 116 | ME-MK | 154 |
| RANGE ROVER | 117 | ML-MN | 156 |
| CLASSIC | 117 | MQ | 158 |
| - NON AIR SUSPENSION | 117 | MR | 160 |
| - WITH AIR SUSPENSION | 118 | - 4X2 MODEL | 162 |
| LADA | 119 | | |
| NIVA | 119 | | |

UNLESS SPECIFIED OTHERWISE, ALL LISTINGS IN THIS CATALOGUE ARE FOR 4WD (FOUR WHEEL DRIVE) VEHICLES ONLY.

| | | | |
|--------------------------------------|------------|------------------------------------|------------|
| NISSAN | 164 | SSANGYONG | 210 |
| NAVARA | 164 | MUSSO (INC SPORT UTE) | 210 |
| D21, D22 | 164 | SUZUKI | 212 |
| D40 - 2.5L, 4.0L | 166 | JIMNY | 212 |
| D40 - 3.0L STX-550 V6 | 168 | SN413 (JB33, 43, 48) | 212 |
| NP300..... | 170 | JB74 - 3 DOOR..... | 214 |
| - COIL REAR | 170 | GVM UPGRADE | 216 |
| - COIL REAR (S5) | 172 | JB74 - 5 DOOR..... | 220 |
| - LEAF REAR | 174 | LJ50, LJ80, LJ81 | 224 |
| - 4X2 MODEL | 176 | SIERRA SJ40 | 224 |
| PATHFINDER | 178 | MARUTI MG410 (NARROW TRACK) | 224 |
| WNVD21, WHYD21..... | 178 | SIERRA SJ50, SJ51, SJ70 | 225 |
| R50 | 179 | MARUTI MG410 (WIDE TRACK) | 225 |
| R51 2.5L, 4.0L | 180 | VITARA | 226 |
| R51 3.0L V6 | 181 | INC GRAND VITARA & XL7 | 226 |
| PATROL | 182 | TOYOTA | 227 |
| MQ, MK | 182 | FORTUNER | 227 |
| GQ (Y60) 2" LIFT | 184 | - 2004-12/2015..... | 227 |
| GU (Y61) 2" LIFT WAGON | 186 | - 2015 ON..... | 228 |
| GVM UPGRADE | 188 | 4RUNNER | 230 |
| GQ, GU (Y60, Y61)..... | 190 | IFS/LEAF REAR | 230 |
| - 3" LIFT..... | 190 | IFS/COIL REAR..... | 231 |
| - 4", 5", 6" LIFT | 192 | HILUX | 232 |
| GQ/GU CAB CHASSIS | 194 | LEAF/LEAF | 232 |
| - (LEAF/LEAF) | 194 | - 04/1979-1997..... | 232 |
| - (COIL/COIL)..... | 196 | TORSION BAR FRONT | 234 |
| - (COIL/LEAF) | 198 | - 10/1988-1997..... | 234 |
| Y62 | 200 | - 10/1997-2005..... | 236 |
| - WITHOUT HBMC | 200 | KUN26, GGN25R..... | 238 |
| - WITH HBMC | 202 | GUN125R, GUN126R, GGN125R | 240 |
| TERRANO II | 203 | - 4X4 | 240 |
| RAM | 204 | - 4X4 | 241 |
| 1500 | 204 | N80 - WORKMATE 4X2 HI RIDER | 242 |
| DS SERIES..... | 204 | GVM UPGRADE | 244 |
| GVM UPGRADE | 205 | 2WD WORKMATE | 245 |
| DT SERIES - NON AIR SUSPENSION | 206 | ROGUE WIDEBODY | 246 |
| GVM UPGRADE | 207 | GR SPORT | 248 |
| 2500 SERIES | 208 | INNOVA | 250 |

UNLESS SPECIFIED OTHERWISE, ALL LISTINGS IN THIS CATALOGUE ARE FOR 4WD (FOUR WHEEL DRIVE) VEHICLES ONLY.

| | | | |
|---------------------------------------|------------|----------------------------------|------------|
| LANDCRUISER | 252 | UAZ | 310 |
| 40, 42 SERIES | 252 | UAZ, HUNTER, PATRIOT..... | 310 |
| 45, 47 SERIES | 254 | VOLKSWAGEN | 312 |
| 60, 61, 62 SERIES | 256 | AMAROK | 312 |
| 70 SERIES BUNDERA | 258 | - 2010-2022..... | 312 |
| 71, 74 SERIES | 259 | - 10/2022 ON..... | 314 |
| (HZJ71 & HZJ74) | 259 | ROCK DOG | 316 |
| 70, 73, 74 SERIES | 260 | PROMOTIONAL ITEMS | 318 |
| 75 SERIES | 262 | FITTING SHEET | 320 |
| 76 SERIES | 264 | CLAIM FORM | 321 |
| 77 SERIES | 266 | DISCLAIMER FORM..... | 322 |
| 78 SERIES | 268 | PURCHASE ORDER FORM | 323 |
| - (WITH COIL SPRING) | 268 | | |
| 78, 79 SERIES..... | 270 | | |
| - (SINGLE CAB)..... | 270 | | |
| - (DUAL CAB)..... | 272 | | |
| GVM UPGRADE | 274 | | |
| 80 & 105 SERIES..... | 278 | | |
| - (2")..... | 278 | | |
| - (3")..... | 280 | | |
| - (4", 5", 6") | 282 | | |
| 100 SERIES | 284 | | |
| - (IFS)..... | 284 | | |
| 200 SERIES | 286 | | |
| - GX, GXL, VX..... | 286 | | |
| - SAHARA | 288 | | |
| GVM UPGRADE | 290 | | |
| 300 SERIES | 292 | | |
| - VX, GXL, GX, SAHARA, SAHARA ZX..... | 292 | | |
| - GR SPORT | 294 | | |
| GVM UPGRADE | 296 | | |
| PRADO | 298 | | |
| 95 SERIES | 298 | | |
| 120 SERIES | 300 | | |
| 150 SERIES | 302 | | |
| FJ CRUISER | 306 | | |
| RAV 4 | 308 | | |
| TUNDRA | 309 | | |

TERMS & CONDITIONS

THIS WARRANTY IS PROVIDED BY 4 WAY SUSPENSION PRODUCTS PTY LTD, OF 14 DARLING STREET MARSDEN PARK, NSW, 2765, AUSTRALIA THROUGH ITS DEALERS AND AGENTS IN THE RELEVANT TERRITORY.

TERMS & CONDITIONS

Our goods come with guarantees that cannot be excluded under the Australian Consumer Law. You are entitled to a replacement or refund for a major failure and compensation for any other reasonably foreseeable loss or damage. You are also entitled to have the goods repaired or replaced if the goods fail to be of acceptable quality and the failure does not amount to a major failure.

The benefits under our limited warranty are in addition to other rights and remedies under applicable law in relation to the product. At 4 Way Suspension Products Pty Ltd, we want you to have complete confidence in each and every 4 Way product you own. That's why we back our products with a manufacturer's warranty.

ACCOUNTS

Account applications that are approved must comply with the following Term & Conditions.

1. All export orders must be prepaid before shipment.
2. Credit terms are 30 days from the end of the trading month.
3. Credit will be suspended if payment is not made within the trading terms.
4. Unpaid accounts at 30 days will be placed on stop supply
5. If no credit arrangement exists, all goods must be prepaid before leaving 4 Way Suspension premises.
6. If the applicant is a company, the Director's Guarantee must be completed by all relevant parties.

FREIGHT & INSURANCE

All prices are quoted Ex-Warehouse and do not include freight. Ownership of the goods passes to the buyer at the time they leave the 4 Way Suspension Premises, providing that payment has been made according to the applicable account terms. Unless specified otherwise, freight will be added to the total cost of goods using the Supplier's preferred freight company.

CREDIT & WARRANTY RETURNS

Goods for credit or exchange must be returned within fourteen (14) days of invoice date accompanied by a completed **Returns Form**. Goods returned for the purpose of warranty claim must also be accompanied by the returns form along with a copy of the customer invoice. Freight for returned goods can be arranged by the returning party or by 4 Way Suspension, but in both cases, the associated costs remain the responsibility of the returning party.

15% OF THE TOTAL VALUE OF THE RETURNED GOODS WILL BE CHARGED IN THE EVENT THAT REPACKAGING IS REQUIRED

WARRANTY EXCLUSIONS

1. Parts that have been incorrectly installed.
2. Struts that have been assembled with the use of any tool other than hand tools (no rattle guns or impact tools)
3. Load bearing strut bushes that have been tightened while hanging. Strut bushes must be tightened while the vehicle is on the ground supporting its own weight.
4. Interference between shock absorber and other suspension components.
5. Parts that have been involved in a motor vehicle accident or have been bent or have been physically damaged by impact of any kind.
6. Parts showing evidence of improper tightening of the mounting bolts causing parts to wear or bend.
7. Gripping tool marks (vice grips or multi grips) or any other tool made marks on the polished chrome section of the shock absorber shaft.
8. All parts subjected to abuse.
9. All parts used in racing or competition events of any description
10. Fair wear & tear components (including bushings – warranted for 12 months from date of purchase as a component of the shock absorber)
11. Any special-order parts (in which case the warranty is limited to manufacturing defects)*
12. Parts fitted to vehicles weighing more than original GVM or the revised GVM specified by a Tough Dog GVM upgrade.

*Please Note: Any components built to a special order or specification outside the catalogue listings is covered by warranty limited to manufacturing defects. The manufacturer is unable to guarantee the suitability of components for an application for which has not been tested. Failure arising as a result of the application is excluded.

PROOF OF PURCHASE

A copy of proof of purchase by the retail customer must be attached to the claim including the kilometre reading at the time of fitment (if applicable). Each 4WD Suspension fitted must have a fitting sheet completed and kept on file by either the vehicle owner or the fitment centre performing the work. Failure to produce the fitting sheet may affect the warranty of the product. Warranty is limited to coverage of the original purchaser and is not transferrable with transfer of ownership of the vehicle.

TERMS & CONDITIONS

THIS WARRANTY IS PROVIDED BY 4 WAY SUSPENSION PRODUCTS PTY LTD, OF 14 DARLING STREET MARSDEN PARK, NSW, 2765, AUSTRALIA THROUGH ITS DEALERS AND AGENTS IN THE RELEVANT TERRITORY.

WARRANTY PERIODS

| PRODUCT | RECREATIONAL WTY | COMMERCIAL WTY |
|------------------------------|-------------------------------|-------------------------------|
| 50MM RALPH & 45MM ADJUSTABLE | 4 Year/Unlimited KM | 3 Year/Unlimited KM |
| 35MM NITRO GAS SHOCKS | 3 Year/Unlimited KM | Not Applicable |
| FOAM CELL & 40MM ADJUSTABLE | 4 Year/Unlimited KM | 3 Year/Unlimited KM |
| RTC/EXT/SV DAMPERS | 4 Year/Unlimited KM | 3 Year/Unlimited KM |
| LEAF SPRINGS | 4 Year/Unlimited KM | 3 Year/Unlimited KM |
| COIL SPRINGS (UP TO 2") | 4 Year/Unlimited KM | 3 Year/Unlimited KM |
| COIL SPRINGS (ABOVE 2") | 3 Year/Unlimited KM | 3 Year/Unlimited KM |
| UPPER CONTROL ARMS | 4 Year/Unlimited KM | 3 Year/Unlimited KM |
| AIR ASSIST PRODUCTS | 4 Year/Unlimited KM | 3 Year/Unlimited KM |
| WIRELESS AIR ASSIST | 3 Year/Unlimited KM | 2 Year/Unlimited KM |
| GVM UPGRADES | 4 Year/Unlimited KM | 3 Year/Unlimited KM |
| RECOVERY EQUIPMENT | 3 Year material & manufacture | 3 Year material & manufacture |



SELF FIT (DIY) SUSPENSIONS

DIY suspension fitment does not affect the warranty application or term as long as the following conditions are adhered to:

1. A fitting sheet is completed prior to the suspension being fitted and filed for later reference.
2. The above fitment sheet accurately and clearly includes bottom of rim to wheel arch measurements for all four corners of the vehicle both before and after fitment, as well as at the 500km check service.
3. U-Bolts must be replaced at the time of fitment. U-Bolts are a 'stretch fit' item, and should not be torqued to tightness twice. Re-using U-Bolts puts the vehicle and occupants at risk.



WARRANTY LIMITS

4 Way Suspension Products Pty Ltd provides this product warranty which is limited to the repair or replacement of defective or faulty parts and does not include any costs incurred in labour for the removal or re-fitment of parts or damage incurred as a result of the product's fitment.

OUR HISTORY



MAKING TRACKS SINCE 1985

Tough Dog has been “making tracks across the world” since 1985, and have grown rapidly as a result of the excellent reputation their quality gear commands. Today, Tough Dog products are sought after the world over, and the distribution network spans 41 countries around the world. With some of the harshest conditions right here in Australia to test out products, the gear that makes it to the market is a cut above the rest.

In 2018, Tough Dog took up residence in the new Headquarters in Marsden Park. Featuring dedicated spaces for Research & Development, Design & Manufacture, and Bulk Production, the new home of Tough Dog marks the beginning of a new chapter in our international story. Our efforts in the export market were also recognised, with 3 runner-up positions and a win in the WSABE Excellence in Export category.



HOW TO USE KIT BUILDER

STEP 1 SELECT YOUR 4WD

Find the right Tough Dog suspension kit for any application has never been easier than with our Online kit builder. Head to www.toughdog.com.au/Kit-Builder

Just choose the vehicle, accessories, and shock absorber that you need, and the suitable kits will be displayed! It could not be easier. If you're in Australia, you can even order your kit online, and collect it from your local authorised Tough Dog Dealer.

WHATS YOUR 4WD?

| | |
|-------------|------------------|
| MAKE | TOYOTA |
| MODEL | HILUX |
| SERIES | GUN125R |
| YEAR | 2021 |
| FRONT SETUP | BULL BAR + WINCH |



STEP 2 SELECT WHAT IS YOUR REAR LOAD



LIGHT LOAD



MEDIUM LOAD



HEAVY LOAD

STEP 3 SELECT YOUR SHOCK



FOAM CELL



BIG BORE RALPH



ADJUSTABLE



BIG BORE ADJUSTABLE

STEP 4 ADD OPTIONAL ACCESSORIES



UPPER CONTROL ARMS



AIR ASSIST - AIR BAGS

STEP 5 FIND YOUR NEAREST DEALER

ENTER YOUR POSTCODE

2765



Your complete kit will be delivered to your local dealer.

FOAM CELL SHOCK



SPECIFICATIONS

- Bore Size:** 40mm
- Rod Size:** 18mm
- Outer Casing:** 60mm

FEATURES

- Foam cell technology
- Twin tube design
- Hydraulic rebound stop
- High temperature, all weather oil
- Reinforced, welded mounting points
- Multi-stage velocity sensitive valving

ADJUSTABLE SHOCK



SPECIFICATIONS

- Bore Size:** 40mm
- Rod Size:** 18mm
- Outer Casing:** 60mm

FEATURES

- 9 Stage adjustable settings
- Twin tube design
- Hydraulic rebound stop
- High temperature, all weather oil
- Reinforced, welded mounting points
- Adjustable internal bypass with foam cell sleeve

BIG BORE ADJUSTABLE SHOCK



SPECIFICATIONS

Bore Size: 45mm
Rod Size: 22mm
Outer Casing: 70mm

FEATURES

- 9 Stage adjustable settings
- Twin tube design
- Hydraulic rebound stop
- High temperature, all weather oil
- Reinforced, welded mounting points
- Adjustable internal bypass with foam cell sleeve

BIG BORE RALPH SHOCK



SPECIFICATIONS

Bore Size: 50mm
Rod Size: 20mm
Outer Casing: 70mm

FEATURES

- Foam cell technology
- Twin tube design
- Hydraulic rebound stop
- High temperature, all weather oil
- Reinforced, welded mounting points
- Multi-stage velocity sensitive valving

SPRINGS YOU CAN COUNT ON!

COIL SPRINGS

Tough Dog Coil Springs are designed and manufactured in Australia to exacting standards to stand up to some of the harshest conditions found anywhere in the world.

Made from X5K spring steel, our coils are designed with less material while maintaining superior ride quality & load carrying characteristics. The spring retains its original memory even after heavy loading.

THE RESULT? A lighter, tougher coil that can handle just about anything you can throw at it.

- Shot Peened, Scragged, and Load Tested for maximum durability
- Hot formed on precision mandrels to maintain spring memory
- Huge range of heights and load carrying options for most 4WD vehicles



TORSION BARS

Tough Dog's Performance 4WD Torsion Bars offer a spring rate that is approximately 30% higher than OEM torsion bars. Optimise your 4WD's ride and handling characteristics with quality Torsion Bars from Tough Dog.



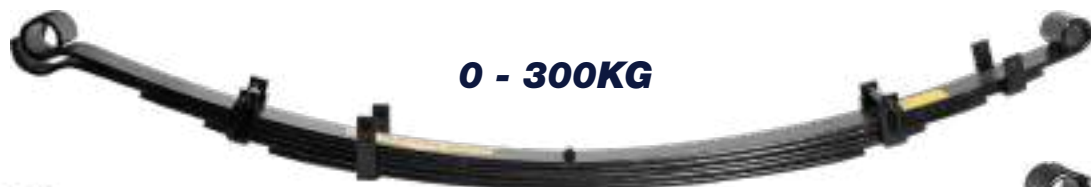


LEAF SPRINGS

Designed in Australia, Tough Dog leaf springs offer a spring pack for just about any application you might require. Our springs are a proven performer in any situation.

Tough Dog leaf springs are a truly progressive rate leaf spring. Each leaf is set slightly higher than the leaf above so there is contact along the whole length of each leaf.

There are single stage and two stage springs available for different applications. Primary and secondary stage leaves ensure that the vehicle's ride remains uncompromised. As the spring is compressed under load, the heavier second stage leaves come into play to prevent excessive sag & remove high stresses from the primary stage.



VARYING LOAD? NO WORRIES!

Tough Dog airbags are designed to exacting standards to stand up to some of the harshest conditions found anywhere in the world. If your load changes all the time, an 'Air Assist' suspension system could be for you. 'Air Assist' springs are specifically designed to level out and control the rear ride height of your vehicle.

- Reduces Sway & Body Roll
- Guards Against Excessive Compression When Loaded
- Laser Cut & Powder Coated Brackets
- Zinc Plated Roll Plates Top & Bottom
- No Drill Fitting (most applications)
- In-cab control, with Wireless Air Assist upgrade



HEAVY DUTY RUBBER



**5-100 PSI (Bellows)
5-60 PSI (Coil Insert)**



NO DRILL FITTING



SUITS TOWING




SUITS HEAVY LOAD

BELLOW AIRBAGS

Tough Dog 'Air Assist' rubber bellow airbags are designed for leaf sprung vehicles where the load constantly varies. Made from heavy duty rubber bellows with crimped end caps, these air bags will withstand the harshest environments found anywhere in the world.

Kit includes:

- 2x Bellows Air Bags
- 5m of 1/4" Air Line
- Air Line Fittings
- Mounting brackets & hardware



COIL INSERT AIRBAGS

Tough Dog 'Air Assist' high density polyurethane airbags are designed for coil sprung vehicles to assist with varying loads and towing applications. The heavy duty polyurethane bags can handle up to 60psi of pressure.

Kit includes:

- 2x Coil Insert Airbags
- 5m of 1/4" Air Line
- Air Line Fittings
- Mounting brackets & hardware



KIT INCLUSIONS

WIRELESS AIR ASSIST SYSTEM **TDAS-001 - SUITS BELLOWS AIRBAGS** **TDAS-002 - SUITS COIL INSERT AIRBAGS**

Offering a built-in air compressor for your air bag system, the Tough Dog Wireless Air Assist system allows you to adjust the pressure in your rear air bags on the fly, thus providing the perfect amount of pressure in the bags to suit your requirements.

Installing a Wireless Air Assist system gives you the ability to adjust each airbag individually, levelling out vehicles with uneven loads, and improving handling & ride quality.

The Wireless Air Kit can be controlled by a user-friendly LCD wireless controller, or the intuitive wireless app that can be programmed with user-defined presets and enables frequently used pressure settings to be saved.

Tough Dog Wireless AIR ASSIST kits includes:

- Heavy Duty Compressor
- LCD Wireless Controller
- Dual Path Manifold
- 7.5m of 1/4" Air Line
- Battery direct wiring harness



2 GAL. AIR TANK - COMPLETE KIT **TDAS-003**

Combine the Complete 2 Gal. Air Tank kit with a set of our Air Bags for the ultimate in adjustable Air Assist systems! The supplied 2 Gallon tank, compressor, and airlines allow you to inflate/deflate your airbags at the push of a button, as well as giving you the ability to inflate your tyres with the on-board air!

The Complete Kit includes:

- 2 Gallon Air Tank
- Heavy Duty Compressor
- Dual Path Manifold & mounting bracket
- Coiled Air Line with quick-connect tyre valve
- 10m of 1/4" Air Line
- LCD Wireless Controller
- Battery direct wiring harness
- Mounting Hardware
- Airline Installation Kit
- Wiring Kit



2 GAL. AIR TANK - UPGRADE KIT **TDAS-004**

If you're already running a Wireless Air Assist kit, you can take it to the next level of convenience and adjustability with the 2 Gal. Air Tank upgrade kit, which includes:

- 2 Gallon Air Tank
- Heavy Duty Compressor
- Coiled Air Line with quick-connect tyre valve
- Manifold mounting bracket
- 30' of 1/4" Air Line
- Battery direct wiring harness
- Mounting Hardware
- Airline Installation Kit
- Wiring Kit



| PART NO | QTY | DESCRIPTION | RRP |
|------------------------------|-----|---|----------|
| AIR ASSIST COMPONENTS | | | |
| TDAP-001 | 1 | Bellow Hard Airline | \$70.00 |
| TDAP-002 | 1 | Poly Kit Soft Airline (5m) | \$35.00 |
| TDAP-003 | 1 | Split tubing for airline (5m) | \$20.00 |
| TDAP-004 | 1 | Poly Kit Bag of Parts | \$40.00 |
| TDAP-005 | 1 | Bellow Kit Bag of Parts | \$40.00 |
| TDAP-006 | 1 | Bellow Push to Connect Elbows | \$25.00 |
| TDAP-007 | 1 | Airline Mounting Bracket to Trailer Plug (Left) | \$20.00 |
| TDAP-008 | 1 | Airline Mounting Bracket to Trailer Plug (Right) | \$20.00 |
| TDAP-009 | 1 | Exhaust Heat Shield Kit | \$25.00 |
| TDAP-010 | 1 | Upper Spacer 25mm Spacer for Prado, MU-X, FJ, etc. | \$30.00 |
| TDAP-011 | 1 | GU, GQ Patrol, 80, 100, 200 Series LandCruiser / 50mm LS / Convert SH to Raised | \$30.00 |
| TDAP-012 | 1 | 79 Series LandCruiser - convert STD to raised (TDAA-121) | \$65.00 |
| TDAP-015 | 1 | Replacement Bag For TDAA-001, 021, & 031 (Bag #46183) | \$180.00 |
| TDAP-016 | 1 | Replacement Bag For TDAA-002 (Bag #46159) | \$140.00 |
| TDAP-017 | 1 | Replacement Bag For TDAA-003 & 019 (Bag #48181) | \$180.00 |
| TDAP-018 | 1 | Replacement Bag For TDAA-004, 008, 011, 014, 017, 032, & 033 (Bag #46176) | \$180.00 |
| TDAP-019 | 1 | Replacement Bag For TDAA-005 (Bag #46185) | \$180.00 |
| TDAP-020 | 1 | Replacement Bag For TDAA-006 (Bag #46186) | \$180.00 |
| TDAP-021 | 1 | Replacement Bag For TDAA-007, 016, 022, 023, 029 (Bag #46178) | \$180.00 |
| TDAP-022 | 1 | Replacement Bag For TDAA-009 (Bag #46187) | \$180.00 |
| TDAP-023 | 1 | Replacement Bag For TDAA-010 (Bag #46184) | \$180.00 |
| TDAP-024 | 1 | Replacement Bag For TDAA-012 (Bag #46188) | \$180.00 |
| TDAP-025 | 1 | Replacement Bag For TDAA-013 (Bag #46182) | \$180.00 |
| TDAP-026 | 1 | Replacement Bag For TDAA-015 & 030 (Bag #46189) | \$180.00 |
| TDAP-027 | 1 | Replacement Bag For TDAA-018 (Bag #46161) | \$140.00 |
| TDAP-028 | 1 | Replacement Bag For TDAA-020 (Bag #46181) | \$180.00 |
| TDAP-029 | 1 | Replacement Bag For TDAA-101-113, 126, 131, 133, & 136 (Bag #58437) | \$380.00 |
| TDAP-030 | 1 | Replacement Bag For TDAA-114, 116, 130, & 135 (Bag #58439) | \$380.00 |
| TDAP-031 | 1 | Replacement Bag For TDAA-115 & 121 (Bag #58343) | \$440.00 |
| TDAP-032 | 1 | Replacement Bag For TDAA-117, 118, 119, 120, 122, 123, 124, 125, & 134 (Bag #58407) | \$380.00 |
| TDAP-033 | 1 | Airline Mounting Bracket to Trailer Plug (universal mount) | \$25.00 |
| TDAP-034 | 1 | 50mm upper Spacer - OD 104mm x ID 20mm x L 50mm | \$30.00 |
| TDAP-035 | 1 | Replacement Bag For TDAA-024 & 025 (Bag #48179) | \$190.00 |
| TDAP-036 | 1 | Upper/Lower spacer to suit TDAA-025, 024, 023, 022, 014, & 004 | \$40.00 |
| TDAP-037 | 1 | Replacement Bag For TDAA-027, & 028 (Bag #48178) | \$190.00 |
| TDAP-038 | 1 | Replacement Wireless Air Control Unit | \$430.00 |



TDAP-001
Bellows Hard Airline



TDAP-002
5m Soft Airline Poly Kit



TDAP-003
5m Splittubing for Airline



TDAP-007
Left Airline Mounting
Bracket to Trailer Plug



TDAP-033
Universal Airline Mounting
Bracket to Trailer Plug




TDAP-008
Right Airline Mounting
Bracket to Trailer Plug



TDAP-036
Spacer



TDAP-034
50mm Spacer



TDAP-011
Spacer



TDAP-009
Exhaust Shield



TDAP-012
Bracket for LC79
Convert STD to Raised
(TDAA-121)



TDAP-031
Bellow
Replacement Bag
for TDAA-115 & 121



TDAP-015
Coil
Replacement Bag
for TDAA-001 & 021

Quality steering components go a huge way to alleviating driver fatigue. Rough and unforgiving road surfaces can transfer through the wheels and up to the steering wheel.

If you're constantly fighting to keep the vehicle on track, eventually that effort will take its toll. Tough Dog Steering Dampers are on your side when it comes to taming steering shimmy and shake.




EXT

The Tough Dog EXT Steering Damper is our affordable, heavy duty replacement damper. Featuring a 35mm internal bore and our Foam Cell insert, this damper will give you control and feeling back in your steering set up.



RTC

The 'Return-to-Centre' damper is designed to re-centre your steering and help reduce shimmy and shake caused by rough road surfaces, reducing driver fatigue and increasing vehicle control.



XHD RTC

These dampers are designed for vehicles with greater than 100mm of lift running large diameter or aggressive tyres. These dampers come with all necessary, vehicle-specific brackets.



SV

The 'SV' 9 Stage Adjustable damper offers users the ability to adjust the damping force to suite driving style and vehicle requirements. Available for most live axle vehicles, and up to 150mm lift in some applications.



UPPER CONTROL ARMS

Tough Dog front upper control arms have been designed to restore OEM wheel alignment targets and cam-bolt settings for both camber and castor.

- Fixed length and position design - guards against accidental misalignment during offroad use.
- Slimline tube design and ball joint housing to maximize clearance.
- Chromoly steel ball joint
- 1020 Grade Forged Bushing & Ball Joint Housings for high strength.
- Heavy Duty, High flex style bushing design - requires no lubrication and maximizes bushing life.
- Factory brake line mounting locations included.
- Designed to accept OEM components as replacements if needed.



IMPROVED CLEARANCE



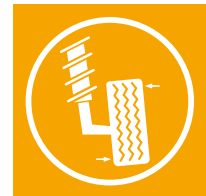
HEAVY DUTY HIGH FLEX BUSHING



1020 GRADE FORGED HOUSING



CHROMOLY BALL JOINTS



CORRECTS Castor & CAMBER

CASTOR CORRECTION

Castor is the angle to which the steering pivot axis is tilted forward or rearward from vertical, as viewed from the side. When a vehicle is Lifted, the castor angle is adversely affected because of the change in the angles of the front radius arms.

Tough Dog provide a range of products to adjust camber from two degrees through to seven degrees to ensure a reliable straight steering feel is maintained at any Lift height provided in the Tough Dog range.

OFFSET CAMBER PINS

Camber adjustment on live axle LandCruisers and Patrols can require an offset camber pin to be fitted. Available in 0.5, 0.75, and 1 degree of offset, these pins can help eliminate excessive and uneven tyre wear.



PANHARD RODS

Adjustable panhard rods allow the axle to be re-centred under the vehicle after the height has been modified. Tough Dog panhard rods are bent from a single solid bar for strength, and are adjustable to cover a broad range of vehicle heights.



SWAY BARS

Tough Dog Sway Bars help control the additional body roll created by lifting a vehicle and adding touring accessories, luggage, and passengers, maintaining good road holding characteristics and restoring the handling qualities of the vehicle.



PINS & SHACKLES

Greasable pins and shackles help protect the bushes from premature wear because of the ingress of dirt and grit. Greasable components are particularly important to vehicles exposed to outback dust or high salt level environments like boat ramps and beach driving.



U-BOLT KITS

When U-bolts are tightened to secure the leaf pack in the vehicle from factory, the metal is stretched as a normal part of this process. It is important that U-bolts be replaced when a suspension system is changed, as a stretched U-bolt has lost its integral strength. Tough Dog U-bolts are manufactured using high tensile steel & are designed with the correct length of thread for larger, heavy duty leaf spring packs.



URETHANE BUSHES & SPACERS

Tough Dog urethane is stronger than rubber components and has greater longevity and resistance to deterioration from chemical exposure. Urethane bushes respond well to greasing during operation, and are created to retain flexibility for ride comfort.


Replacement urethane bushes are available for all Tough Dog leaf springs as well as for a range of other suspension bushing locations in vehicles.





BRAKE HOSES

Extended brake lines become a requirement for larger Lift vehicles to prevent damage from stretching the existing lines. Tough Dog offer a brake line solution in both a tradition rubber style as well as a steel braided line for improved brake pedal response and feel.



STRUT TOPS

Strut Tops are available separately for most modern vehicles. These units are suitable for use with Tough Dog product and with original manufacturers struts as well.



FITTING KITS

Tough Dog pays close attention to the fit and finish of every complete solution. We have a range of fitting brackets and vehicle specific components. Check out our complete catalogue listing for components to suit your vehicle.



Sway Bar Spacers



TDSK-010



TDSP-008



TDSK-021



TDSP-004-2

CARRY MORE - SAFELY & LEGALLY



The allowable payload on most modern 4WDs seems great on paper, but gets quickly eaten up when accessories, gear and passengers get loaded in.

Remaining under the vehicles Gross Vehicle Mass (GVM) can seem like an impossible feat.

Tough Dog Suspension is a recognised Second Stage Manufacturer (SSM) which allows us to develop and federally certify components to increase your vehicle's GVM. Maximise your allowable payload without risking your roadworthiness!

Each complete GVM kit has been extensively tested to ensure ADR compliance is maintained.



PRE-REGISTRATION

Certification of your GVM upgrade will occur on either a Federal or State level, depending on whether the vehicle has been registered or not.

VS

POST-REGISTRATION

Both Pre-Registration and Post-Registration kits must be supplied and installed through an authorised Tough Dog GVM installer.



When the GVM upgrade is completed prior to the first registration, the certification is done at a Federal level, and remains constant regardless of where in Australia the vehicle is registered. When you collect and drive your new vehicle for the first time - it will be recognised as a Tough Dog upgraded vehicle.



If your vehicle is already registered, you're still able to take advantage of our GVM upgrade kits - Post Registration kits contain the same components as their pre-registration brothers, but require an additional signoff by a state engineer. Your local Tough Dog GVM approved dealer can help with certification.

SAFETY & PERFORMANCE BY DESIGN

Federal approval for GVM upgrades requires rigorous testing to ensure that the vehicle performs as well or better than when it left the original manufacturer. You can be sure that your Tough Dog GVM will stop and handle well, even with the increased load on board. Depending on the vehicle, testing is required for:

1. **Finite Element Analysis (FEA) testing:** A check of the maximum load carrying capacity of the vehicle's axles.
2. **Brake Testing:** Laden and Unladen brake testing as well as testing under partial system failure to comply with ADR35/06.
3. **ESC Testing:** If required, this test ensures that the ESC system's response is the same or better than the original vehicle.



Every GVM kit comes complete with everything required, including necessary certification paperwork.

4 YEAR WARRANTY*

- Specially Appointed Installers
- Complete Peace of Mind

**FIND YOUR NEAREST DEALER AT
WWW.TOUGHDOG.COM.AU/DEALERLOCATOR**

**CONTACT OUR DEDICATED TEAM:
ENQUIRY@4WAYSUSPENSION.COM.AU**



GVM UPGRADES CAN ONLY BE ORDERED THROUGH A TOUGH DOG APPROVED GVM DEALER PORTAL

WHAT IS A GVM UPGRADE?

The GVM, or Gross Vehicle Mass of any vehicle is the weight in kg that the manufacturer has specified as being the maximum that the vehicle can weigh when fully loaded. Tough Dog GVM upgrades allow a vehicle to be certified to carry a greater amount than the original manufacturer, without breaching applicable ADRs or laws.

GVM upgrades for new vehicles are undertaken at the Second Stage of Manufacture (SSM) to the vehicle (after the First Stage of Manufacture) and are only certifiable by the Federal Government via the Department of Infrastructure, Transport, Regional Development and Communications.



VEHICLE & ACCESSORIES

+



CARGO

+



DRIVER & PASSENGERS

=



GROSS VEHICLE MASS

FEDERAL OR STATE APPROVAL

PRE OR POST REGISTRATION

You can upgrade the GVM of a vehicle using either Federal approval or state based approval, depending on whether the vehicle has been registered or not. If the vehicle has never been registered, Federal approval can be applied, the GVM kit comes complete with an additional compliance plate which will be fixed to the vehicle.

If the vehicle is already registered, the evidence used in Federal compliance is used in conjunction with a vehicle inspection by an authorised state engineer to certify the vehicle. Federal compliance cannot be achieved on a vehicle that has already been registered.

SAFETY FIRST - NEVER OVERLOAD YOUR VEHICLE

YOU MUST NOT EXCEED THE MAXIMUM CERTIFIED GVM

ALWAYS BE AWARE OF:

Fitment of a GVM Kit MUST be carried out by an Authorised Tough Dog fitting facility. DIY fitment, or fitment by a non-authorised fitting station, will result in the kit failing certification.

FRONT & REAR AXLE LOADS:

The maximum load applied to the individual axles must not be exceeded. Tough Dog GVM kits specify the maximum axle loading in both the front and rear axles, the owner or operator is responsible to ensure the vehicle does not to exceed any of its maximum axle ratings.

TYRE LOAD RATINGS:

Tyres fitted to the vehicles MUST meet or exceed the original tyre load ratings to remain compliant. Compliance is the responsibility of the owner or operator.

MINIMUM PAYLOAD

Some Tough Dog GVM kits specify a minimum payload that the vehicle must achieve. This is a requirement of the kit. Compliance testing is carried out to a minimum (unladen) and maximum (laden) weights. The weight of the vehicle must fall within that window to remain compliant.



**COMPLETE
SUSPENSION
UPGRADES**



| FRONT | | | | |
|--------------------------------------|---|-----|-----------------|-------|
| CONTENT | DESCRIPTION | QTY | PART NO | RRP |
| NITROGEN GAS - SHOCK ABSORBER | | | | |
| | OE Height | 2 | BD1102T | \$ Ea |
| | 50mm Lift | 2 | BD1104T | \$ Ea |
| | 40MM ADJUSTABLE - SHOCK ABSORBER | | | |
| | OE Height | 2 | BM401102 | \$ Ea |
| | 50mm Lift | 2 | BM401104 | \$ Ea |

| REAR | | | | |
|--------------------------------------|---|-----|-----------------|-------|
| CONTENT | DESCRIPTION | QTY | PART NO | RRP |
| NITROGEN GAS - SHOCK ABSORBER | | | | |
| | OE Height | 2 | BD1364T | \$ Ea |
| | 50mm Lift | 2 | BD1366T | \$ Ea |
| | 40MM ADJUSTABLE - SHOCK ABSORBER | | | |
| | OE Height | 2 | BM401364 | \$ Ea |
| | 50mm Lift | 2 | BM401366 | \$ Ea |

| STEERING DAMPER | | | | |
|-----------------|-----------------|---|---------------|-------|
| | Steering Damper | 1 | SD5700 | \$ Ea |

| FRONT INDIVIDUAL COMPONENTS | | | | |
|-----------------------------|---------------------------|---|-----------------|-------|
| | Urethane Shackle Bush kit | 1 | TDUK-001 | \$ Kt |
| | U-Bolt Kit | 2 | TDUB-001 | \$ Kt |

| REAR INDIVIDUAL COMPONENTS | | | | |
|----------------------------|---------------------------|---|-----------------|-------|
| | Urethane Shackle Bush kit | 1 | TDUK-001 | \$ Kt |
| | U-Bolt Kit | 2 | TDUB-001 | \$ Kt |

| FRONT REPLACEMENT BUSHES (QTY PER SHOCK) | | | | |
|--|-------------------|---|---------------|-------|
| | Fits Top Pin | 2 | TW959 | \$ Ea |
| | Fits Bottom Eying | 1 | 404702 | \$ Ea |

| REAR REPLACEMENT BUSHES (QTY PER SHOCK) | | | | |
|---|-------------------------|---|---------------|-------|
| | Fits Top & Bottom Eying | 2 | 404702 | \$ Ea |



CHEVROLET

SILVERADO
2500 HD
2019 ON
STANDARD HEIGHT



COMING SOON





DAEWOO MUSSO


07/1998-2002


EST. LIFT FRONT: 35MM | REAR: 35MM







| FRONT | | | | |
|---|-----------------|-----|----------------|-------|
| CONTENT | DESCRIPTION | QTY | PART NO | RRP |
| NITROGEN GAS - SHOCK ABSORBER | | | | |
|  | Up to 35mm Lift | 2 | BD2057T | \$ Ea |
| BD2057T is to be fitted to all applications where a gas or adjustable shock is fitted to the rear | | | | |

| REAR | | | | |
|---|---|-----|-----------------|-------|
| CONTENT | DESCRIPTION | QTY | PART NO | RRP |
| NITROGEN GAS - SHOCK ABSORBER | | | | |
|  | OE Height | 2 | BD1104T | \$ Ea |
| | 35mm Lift | 2 | BD1105T | \$ Ea |
| | 40MM ADJUSTABLE - SHOCK ABSORBER | | | |
| | OE Height | 2 | BM401104 | \$ Ea |
| | 35mm Lift | 2 | BM401105 | \$ Ea |

| TORSION BARS | | | | |
|---|-------------|---|------------------|-------|
|  | 26mm/1040mm | 1 | 4WTB-1800 | \$ Pr |
| Note: Adjust Torsion Bars after fitting shocks - ensure a minimum of 60mm droop is maintained | | | | |

| COIL SPRINGS | | | | |
|---|----------------------------|---|----------------|-------|
|  | 0-300kg load | 1 | TDC100 | \$ Pr |
| | CONSTANT 300kg load | 1 | TDC100H | \$ Pr |

| FRONT REPLACEMENT BUSHES (QTY PER SHOCK) | | | | |
|---|-------------------|---|---------------|-------|
|  | Fits Top Pin | 2 | TW959 | \$ Ea |
|  | Fits Bottom Eying | 1 | 412772 | \$ Ea |

| REAR REPLACEMENT BUSHES (QTY PER SHOCK) | | | | |
|---|-------------------|---|---------------|-------|
|  | Fits Top Pin | 2 | TW959 | \$ Ea |
|  | Fits Bottom Eying | 1 | 404702 | \$ Ea |



| FRONT | | | | |
|--------------------------------------|---|-----|-----------------|-------|
| CONTENT | DESCRIPTION | QTY | PART NO | RRP |
| NITROGEN GAS - SHOCK ABSORBER | | | | |
| | OE Height | 2 | BD1364T | \$ Ea |
| | 50mm Lift | 2 | BD1366T | \$ Ea |
| | 40MM ADJUSTABLE - SHOCK ABSORBER | | | |
| | OE Height | 2 | BM401364 | \$ Ea |
| | 50mm Lift | 2 | BM401366 | \$ Ea |

| REAR | | | | |
|--------------------------------------|---|-----|-----------------|-------|
| CONTENT | DESCRIPTION | QTY | PART NO | RRP |
| NITROGEN GAS - SHOCK ABSORBER | | | | |
| | OE Height | 2 | BD1366T | \$ Ea |
| | 50mm Lift | 2 | BD1382T | \$ Ea |
| | 40MM ADJUSTABLE - SHOCK ABSORBER | | | |
| | OE Height | 2 | BM401366 | \$ Ea |
| | 50mm Lift | 2 | BM401382 | \$ Ea |

| FRONT INDIVIDUAL COMPONENTS | | | | |
|-----------------------------|---|---|-----------------|-------|
| | Urethane Shackle Bush kit - fits F20, F50, & F60 | 1 | TDUK-020 | \$ Kt |
| | U-Bolt kit | 2 | TDUB-027 | \$ Kt |

| REAR INDIVIDUAL COMPONENTS | | | | |
|----------------------------|---|---|-----------------|-------|
| | Urethane Shackle Bush kit - fits F20, F50, & F60 | 1 | TDUK-020 | \$ Kt |
| | U-Bolt kit | 2 | TDUB-027 | \$ Kt |

| FRONT REPLACEMENT BUSHES (QTY PER SHOCK) | | | | |
|--|-------------------------|---|---------------|-------|
| | Fits Top & Bottom Eying | 2 | 404702 | \$ Ea |

| REAR REPLACEMENT BUSHES (QTY PER SHOCK) | | | | |
|---|-------------------------|---|---------------|-------|
| | Fits Top & Bottom Eying | 2 | 404702 | \$ Ea |



DAIHATSU

F25, F55, F65

02/1980-1984

NO SPRING AVAILABLE



| FRONT | | | | |
|--------------------------------------|---|-----|-----------------|-------|
| CONTENT | DESCRIPTION | QTY | PART NO | RRP |
| NITROGEN GAS - SHOCK ABSORBER | | | | |
| | OE Height | 2 | BD1366T | \$ Ea |
| | 50mm Lift | 2 | BD1382T | \$ Ea |
| | 40MM ADJUSTABLE - SHOCK ABSORBER | | | |
| | OE Height | 2 | BM401366 | \$ Ea |
| | 50mm Lift | 2 | BM401382 | \$ Ea |

| REAR | | | | |
|--------------------------------------|---|-----|-----------------|-------|
| CONTENT | DESCRIPTION | QTY | PART NO | RRP |
| NITROGEN GAS - SHOCK ABSORBER | | | | |
| | OE Height | 2 | BD1400T | \$ Ea |
| | 50mm Lift | 2 | BD1441T | \$ Ea |
| | 40MM ADJUSTABLE - SHOCK ABSORBER | | | |
| | OE Height | 2 | BM401400 | \$ Ea |
| | 50mm Lift | 2 | BM401441 | \$ Ea |

| FRONT INDIVIDUAL COMPONENTS | | | | |
|-----------------------------|---------------------------|---|-----------------|-------|
| | Urethane Shackle Bush kit | 1 | TDUK-002 | \$ Kt |
| | U-Bolt kit | 2 | TDUB-027 | \$ Kt |

| REAR INDIVIDUAL COMPONENTS | | | | |
|----------------------------|---------------------------|---|-----------------|-------|
| | Urethane Shackle Bush kit | 1 | TDUK-023 | \$ Kt |
| | U-Bolt kit | 2 | TDUB-027 | \$ Kt |

| FRONT REPLACEMENT BUSHES (QTY PER SHOCK) | | | | |
|--|---------------------------|---|---------------|-------|
| | Fits top & bottom eyering | 2 | 404702 | \$ Ea |

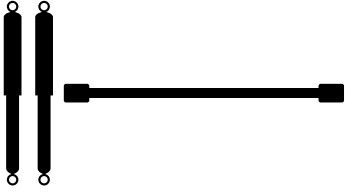
| REAR REPLACEMENT BUSHES (QTY PER SHOCK) | | | | |
|---|------------------|---|---------------|-------|
| | Fits top eyering | 1 | 404702 | \$ Ea |
| | Fits bottom pin | 2 | TW959 | \$ Ea |

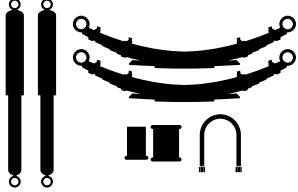



DAIHATSU


FEROZA
CX12, F300 NARROW TRACK
10/1988-1998
EST. LIFT FRONT: 40MM | REAR: 40MM





| FRONT | | | | |
|--|----------------|---|----|--|
| FRONT SUSPENSION CHECK LIST | | | | |
| You need to order the following items for the front end of your vehicle. | | | | |
|  | Shock Absorber | 2 | Ea | |
| | Torsion Bar | 1 | Pr | |



| REAR | | | | |
|--|-------------------|---|----|--|
| REAR SUSPENSION CHECK LIST | | | | |
| You need to order the following items for the rear end of your vehicle. | | | | |
|  | Shock Absorber | 2 | Ea | |
| | Leaf Spring | 2 | Ea | |
| | Urethane Bush kit | 1 | Kt | |
| | U-Bolt | 2 | Kt | |



| CONTENT | DESCRIPTION | QTY | PART NO | RRP |
|---|---|-----|----------------|-------|
| NITROGEN GAS - SHOCK ABSORBER | | | | |
|  | 40mm Lift | 2 | BD2057T | \$ Ea |
| | BD2057T is to be fitted to all applications where a gas or adjustable shock is fitted to the rear | | | |



| CONTENT | DESCRIPTION | QTY | PART NO | RRP | |
|---|----------------------------------|-----|-----------------|-------|--|
| NITROGEN GAS - SHOCK ABSORBER | | | | | |
|  | OE Height | 2 | BD1102T | \$ Ea | |
| | 40mm Lift | 2 | BD1104T | \$ Ea | |
| | 40MM ADJUSTABLE - SHOCK ABSORBER | | | | |
| | OE Height | 2 | BM401102 | \$ Ea | |
| | 40mm Lift | 2 | BM401104 | \$ Ea | |

| TORSION BARS | | | | |
|--|-------------|---|------------------|-------|
|  | 26mm/1093mm | 1 | 4WTB-0197 | \$ Pr |
| Note: Adjust Torsion Bars after fitting shocks - ensure a minimum of 60mm droop is maintained | | | | |

| LEAF SPRINGS | | | | |
|---|--------------|---|------------|-------|
|  | 0-300kg load | 2 | T67 | \$ Ea |
| Check width of leaf springs when ordering. T67 Leaf Springs have a width of 60mm | | | | |

| FRONT REPLACEMENT BUSHES (QTY PER SHOCK) | | | | |
|---|-------------------|---|---------------|-------|
|  | Fits Top Pin | 2 | TW959 | \$ Ea |
|  | Fits Bottom Eying | 1 | 412772 | \$ Ea |

| REAR REPLACEMENT BUSHES (QTY PER SHOCK) | | | | |
|---|-------------------|---|---------------|-------|
|  | Fits Top Pin | 2 | TW959 | \$ Ea |
|  | Fits Bottom Eying | 1 | 404702 | \$ Ea |

| REAR INDIVIDUAL COMPONENTS | | | | |
|---|---------------------------|---|-----------------|-------|
|  | Urethane Shackle Bush kit | 1 | TDUK-003 | \$ Kt |
|  | U-Bolt kit | 2 | TDUB-027 | \$ Kt |



DAIHATSU

FEROZA II
F310 WIDE TRACK
04/1992-1998

EST. LIFT FRONT: 40MM | REAR: 40MM



| FRONT | | | | |
|--|----------------|---|----|--|
| FRONT SUSPENSION CHECK LIST | | | | |
| You need to order the following items for the front end of your vehicle. | | | | |
| | Shock Absorber | 2 | Ea | |
| | Torsion Bar | 1 | Pr | |

| REAR | | | | |
|---|-------------------|---|----|--|
| REAR SUSPENSION CHECK LIST | | | | |
| You need to order the following items for the rear end of your vehicle. | | | | |
| | Shock Absorber | 2 | Ea | |
| | Leaf Spring | 2 | Ea | |
| | Urethane Bush kit | 1 | Kt | |
| | U-Bolt | 2 | Kt | |

| CONTENT | DESCRIPTION | QTY | PART NO | RRP |
|-------------------------------|-----------------|-----|---------|-------|
| NITROGEN GAS - SHOCK ABSORBER | | | | |
| | Up to 40mm Lift | 2 | BD2057T | \$ Ea |
| | | | | |

| CONTENT | DESCRIPTION | QTY | PART NO | RRP | |
|-------------------------------|----------------------------------|-----|----------|-------|--|
| NITROGEN GAS - SHOCK ABSORBER | | | | | |
| | OE Height | 2 | BD1005T | \$ Ea | |
| | 40mm Lift | 2 | BD1007T | \$ Ea | |
| | 40MM ADJUSTABLE - SHOCK ABSORBER | | | | |
| | OE Height | 2 | BM401005 | \$ Ea | |
| | 40mm Lift | 2 | BM401007 | \$ Ea | |

| TORSION BARS | | | | |
|--|-------------|---|-----------|-------|
| | 26mm/1093mm | 1 | 4WTB-0197 | \$ Pr |
| Note: Adjust Torsion Bars after fitting shocks - ensure a minimum of 60mm droop is maintained | | | | |

| LEAF SPRINGS | | | | |
|--|--------------|---|-----|-------|
| | 0-300kg load | 2 | T76 | \$ Ea |
| Check width of leaf springs when ordering. T76 Leaf Springs have a width of 70mm | | | | |

| FRONT REPLACEMENT BUSHES (QTY PER SHOCK) | | | | |
|--|-------------------|---|--------|-------|
| | Fits Top Pin | 2 | TW959 | \$ Ea |
| | Fits Bottom Eying | 1 | 412772 | \$ Ea |

| REAR REPLACEMENT BUSHES (QTY PER SHOCK) | | | | |
|---|-----------------------|---|-------|-------|
| | Fits Top & Bottom Pin | 4 | TW959 | \$ Ea |


| REAR INDIVIDUAL COMPONENTS | | | | |
|----------------------------|---------------------------|---|----------|-------|
| | Urethane Shackle Bush kit | 1 | TDUK-022 | \$ Kt |
| | U-Bolt kit | 2 | TDUB-027 | \$ Kt |






DAIHATSU


ROCKY
F77, F87 PICK UP & TRAYBACK
11/86-93
EST. LIFT FRONT: NO SPRING AVAILABLE







| FRONT | | | | | |
|---|---|-----|-----------------|-------|--|
| CONTENT | DESCRIPTION | QTY | PART NO | RRP | |
| NITROGEN GAS - SHOCK ABSORBER | | | | | |
|  | OE Height | 2 | BD1102TB | \$ Ea | |
| | 40mm Lift | 2 | BD1104TB | \$ Ea | |
| | 40MM ADJUSTABLE - SHOCK ABSORBER | | | | |
| | OE Height | 2 | BM401102 | \$ Ea | |
| | 40mm Lift | 2 | BM401104 | \$ Ea | |

| REAR | | | | | |
|---|---|-----|-----------------|-------|--|
| CONTENT | DESCRIPTION | QTY | PART NO | RRP | |
| NITROGEN GAS - SHOCK ABSORBER | | | | | |
|  | OE Height | 2 | BD1400T | \$ Ea | |
| | 40mm Lift | 2 | BD1441T | \$ Ea | |
| | 40MM ADJUSTABLE - SHOCK ABSORBER | | | | |
| | OE Height | 2 | BM401400 | \$ Ea | |
| | 40mm Lift | 2 | BM401441 | \$ Ea | |

| FRONT INDIVIDUAL COMPONENTS | | | | |
|---|--|---|-----------------|-------|
|  | Urethane Shackle Bush kit | 1 | TDUK-002 | \$ Kt |
|  | U-Bolt kit D/S (1 kit req. exc F77, F87 - 2 kits req.) | 1 | TDUB-002 | \$ Kt |

| REAR INDIVIDUAL COMPONENTS | | | | |
|---|--|---|-----------------|-------|
|  | Urethane Shackle Bush kit exc. F77, F87 | 1 | TDUK-003 | \$ Kt |

| FRONT REPLACEMENT BUSHES (QTY PER SHOCK) | | | | |
|---|-------------------|---|---------------|-------|
|  | Fits Top Pin | 2 | TW959 | \$ Ea |
|  | Fits Bottom Eying | 1 | 404702 | \$ Ea |

| REAR REPLACEMENT BUSHES (QTY PER SHOCK) | | | | |
|---|-----------------|---|---------------|-------|
|  | Fits Bottom Pin | 2 | TW959 | \$ Ea |
|  | Fits Top Eying | 1 | 404702 | \$ Ea |



DAIHATSU

ROCKY

F70, F75/F80, F85/F77,F87

06/1984-1993 - F70, F75 | 06/1984-1989 - F80, F85

EST. LIFT FRONT: 40MM | REAR: 40MM



| FRONT | | | | |
|--|------------------------------|---|----|--|
| FRONT SUSPENSION CHECK LIST | | | | |
| You need to order the following items for the front end of your vehicle. | | | | |
| | Shock Absorber | 2 | Ea | |
| | Leaf spring | 2 | Ea | |
| | Urethane Bush kit | 1 | Kt | |
| | U-Bolt (Depending on Series) | 2 | Kt | |

| REAR | | | | |
|---|-------------------|---|----|--|
| REAR SUSPENSION CHECK LIST | | | | |
| You need to order the following items for the rear end of your vehicle. | | | | |
| | Shock Absorber | 2 | Ea | |
| | Leaf spring | 2 | Ea | |
| | Urethane Bush kit | 1 | Kt | |
| | U-Bolt | 2 | Kt | |

| CONTENT | DESCRIPTION | QTY | PART NO | RRP |
|-------------------------------|----------------------------------|-----|----------|-------|
| NITROGEN GAS - SHOCK ABSORBER | | | | |
| | OE Height | 2 | BD1102TB | \$ Ea |
| | 40mm Lift | 2 | BD1104TB | \$ Ea |
| | 40MM ADJUSTABLE - SHOCK ABSORBER | | | |
| | OE Height | 2 | BM401102 | \$ Ea |
| | 40mm Lift | 2 | BM401104 | \$ Ea |

| CONTENT | DESCRIPTION | QTY | PART NO | RRP |
|-------------------------------|----------------------------------|-----|----------|-------|
| NITROGEN GAS - SHOCK ABSORBER | | | | |
| | OE Height | 2 | BD1400T | \$ Ea |
| | 40mm Lift | 2 | BD1104T | \$ Ea |
| | 40MM ADJUSTABLE - SHOCK ABSORBER | | | |
| | OE Height | 2 | BM401400 | \$ Ea |
| | 40mm Lift | 2 | BM401104 | \$ Ea |

| LEAF SPRINGS (LWB) | | | | |
|---|--|---|--------|-------|
| | 40mm Lift - Except F77, F8 - LWB | 1 | T65-LH | \$ Ea |
| | | 1 | T65-RH | \$ Ea |
| Note: 1 LEFT Hand and 1 RIGHT Hand side leaf spring pack should be ordered | | | | |

| LEAF SPRINGS (LWB) | | | | |
|--------------------|---|---|-----|-------|
| | 0-300kg Load - Except F77, F8 - LWB | 2 | T64 | \$ Ea |

| LEAF SPRINGS (SWB) | | | | |
|---|--|---|---------|-------|
| | 40mm Lift - Except F77, F8 - SWB | 1 | T65C-LH | \$ Ea |
| | | 1 | T65C-RH | \$ Ea |
| Note: 1 LEFT Hand and 1 RIGHT Hand side leaf spring pack should be ordered | | | | |

| LEAF SPRINGS (SWB) | | | | |
|--------------------|---|---|------|-------|
| | 0-300kg load - Except F77, F8 - SWB | 2 | T64M | \$ Ea |

| FRONT INDIVIDUAL COMPONENTS | | | | |
|-----------------------------|--|---|----------|-------|
| | Urethane Shackle Bush kit | 1 | TDUK-002 | \$ Kt |
| | U-Bolt kit D/S (1 kit req. exc F77, F87 - 2 kits req.) | 1 | TDUB-002 | \$ Kt |
| | U-Bolt kit P/S (1 kit req. exc F77,F87 - Not req.) | 1 | TDUB-027 | \$ Kt |

| REAR INDIVIDUAL COMPONENTS | | | | |
|----------------------------|--|---|----------|-------|
| | Urethane Shackle Bush kit exc. F77, F87 | 1 | TDUK-003 | \$ Kt |
| | U-Bolt kit | 2 | TDUB-027 | \$ Kt |

| FRONT REPLACEMENT BUSHES (QTY PER SHOCK) | | | | |
|--|-------------------|---|--------|-------|
| | Fits Top Pin | 2 | TW959 | \$ Ea |
| | Fits Bottom Eying | 1 | 404702 | \$ Ea |

| REAR REPLACEMENT BUSHES (QTY PER SHOCK) | | | | |
|---|-----------------|---|--------|-------|
| | Fits Bottom Pin | 2 | TW959 | \$ Ea |
| | Fits Top Eying | 1 | 404702 | \$ Ea |



DAIHATSU

ROCKY
F73, F78 (COIL SPRINGS)
08/1998-1999

EST. LIFT FRONT: 40MM | REAR: 40MM



| FRONT | | | | |
|--|----------------|---|----|--|
| FRONT SUSPENSION CHECK LIST | | | | |
| You need to order the following items for the front end of your vehicle. | | | | |
| | Shock Absorber | 2 | Ea | |
| | Torsion Bars | 1 | Pr | |

| REAR | | | | |
|---|----------------|---|----|--|
| REAR SUSPENSION CHECK LIST | | | | |
| You need to order the following items for the rear end of your vehicle. | | | | |
| | Shock Absorber | 2 | Ea | |
| | Coil Springs | 1 | Pr | |

| CONTENT | DESCRIPTION | QTY | PART NO | RRP |
|----------------------------|--|-----|-----------------|-------|
| FOAM CELL - SHOCK ABSORBER | | | | |
| | 40mm Lift | 2 | FC42019B | \$ Ea |
| | Adjust Torsion Bar after fitting shocks - Ensure a minimum of 60mm droop is maintained. | | | |

| CONTENT | DESCRIPTION | QTY | PART NO | RRP |
|----------------------------|----------------------------------|-----|-----------------|-------|
| FOAM CELL - SHOCK ABSORBER | | | | |
| | 40mm Lift | 2 | FC41184 | \$ Ea |
| | 40MM ADJUSTABLE - SHOCK ABSORBER | | | |
| | 40mm Lift | 2 | BM401184 | \$ Ea |

| TORSION BARS | | | | |
|--|-------------|---|------------------|-------|
| | 26mm/1093mm | 1 | 4WTB-0198 | \$ Pr |
| Adjust Torsion Bar after fitting shocks - Ensure a minimum of 60mm droop is maintained. | | | | |

| COIL SPRINGS | | | | |
|--------------|--------------|---|---------------|-------|
| | 0-300kg load | 1 | TDC066 | \$ Pr |

| FRONT REPLACEMENT BUSHES (QTY PER SHOCK) | | | | |
|--|-------------------|---|---------------|-------|
| | Fits Top Pin | 2 | TW959 | \$ Ea |
| | Fits Bottom Eying | 1 | 412772 | \$ Ea |

| REAR REPLACEMENT BUSHES (QTY PER SHOCK) | | | | |
|---|-------------------|---|---------------------|-------|
| | Fits Top Pin | 2 | TW959 | \$ Ea |
| | Fits Bottom Eying | 2 | 4W-SPF420-02 | \$ Ea |



FORD

EVEREST
UA

2015-08/2018

EST. LIFT FRONT: 40MM | REAR: 40MM



| FRONT | | | |
|--|----------------------|----|----|
| FRONT SUSPENSION CHECK LIST | | | |
| You need to order the following items for the front end of your vehicle. | | | |
| | Assembled struts | 2 | Ea |
| | OR | | |
| | Struts | 2 | Ea |
| | Coil Springs | 1 | Pr |
| | Strut Top (Optional) | 2 | Ea |
| Upper Control arms (Optional) | 1 | Pr | |

| REAR | | | |
|---|--------------------------------|---|----|
| REAR SUSPENSION CHECK LIST | | | |
| You need to order the following items for the rear end of your vehicle. | | | |
| | Shock Absorber | 2 | Ea |
| | Coil Springs | 1 | Pr |
| | Coil Insert Airbags (Optional) | 1 | Kt |

| CONTENT | DESCRIPTION | QTY | PART NO | RRP |
|---|------------------|-----|------------|-------|
| ASSEMBLED STRUTS - FOAM CELL | | | | |
| Assembled Struts are made up of: 1 x Strut, 1 x Coil, 1 x Strut top | | | | |
| | Up To Steel Bar | 1 | MAZ-007-LH | \$ Ea |
| | | 1 | MAZ-007-RH | |
| | With Bar & Winch | 1 | MAZ-008-LH | \$ Ea |
| | | 1 | MAZ-008-RH | |
| ASSEMBLED STRUTS - 40MM ADJUSTABLE | | | | |
| Assembled Struts are made up of: 1 x Strut, 1 x Coil, 1 x Strut top | | | | |
| | Up To Steel Bar | 1 | MAZ-005-LH | \$ Ea |
| | | 1 | MAZ-005-RH | |
| | With Bar & Winch | 1 | MAZ-006-LH | \$ Ea |
| | | 1 | MAZ-006-RH | |

| CONTENT | DESCRIPTION | QTY | PART NO | RRP |
|----------------------------|----------------------------------|-----|----------|-------|
| FOAM CELL - SHOCK ABSORBER | | | | |
| | Up to 40mm Lift | 2 | FC43013 | \$ Ea |
| | 40MM ADJUSTABLE - SHOCK ABSORBER | | | |
| | Up to 40mm Lift | 2 | BM403013 | \$ Ea |

| STRUT - FOAM CELL | | | | |
|-------------------|---|---|----------|-------|
| | Up to 40mm Lift - Strut Only/ No Coil/ No Strut Top | 2 | FC404500 | \$ Ea |
| | STRUT - 40MM ADJUSTABLE | | | |
| | Up to 40mm Lift - Strut Only/ No Coil/ No Strut Top | 2 | BM404500 | \$ Ea |

| COIL SPRINGS | | | | |
|--------------|------------------|---|----------|-------|
| | Up to Steel bar | 1 | TDC452 | \$ Pr |
| | With Bar & Winch | 1 | TDC452HL | \$ Pr |

| COIL SPRINGS | | | | |
|--------------|---------------------|---|---------|-------|
| | 0-300kg load | 1 | TDC453 | \$ Pr |
| | CONSTANT 300kg load | 1 | TDC453L | \$ Pr |




FORD


EVEREST
UA

2015-08/2018

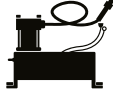
EST. LIFT FRONT: 40MM | REAR: 40MM





| FRONT | | | | |
|--|--------------------|-----|-----------------|-------|
| CONTENT | DESCRIPTION | QTY | PART NO | RRP |
| UPPER CONTROL ARMS | | | | |
|  | Upper Control Arms | 1 | TDCA-003 | \$ Pr |
| <p>Fitment of Tough Dog Upper Control arms to vehicles that have Lifts fitted greater than 50mm may suffer from premature ball joint failure due to droop lengths. The use of strut spacers may also affect the performance and longevity of the UCA ball joint due to the limitations of the spherical bearing housing being breached or bound at full suspension droop. There will be no warranty either expressed or implied if the vehicle is used out of legal driving conditions that will include, but is not limited to, jumping of the vehicle.</p> | | | | |

| REAR | | | | |
|---|--|-----|-----------------|-------|
| CONTENT | DESCRIPTION | QTY | PART NO | RRP |
| AIR ASSIST - COIL INSERT AIR BAGS | | | | |
|  | Coil Insert Bag Kit - OEM Height | 1 | TDAA-014 | \$ Kt |
| | Coil Insert Bag Kit - 40mm Lift Height | 1 | TDAA-004 | \$ Kt |
| <p>Note: Separate Air Assist components can be viewed on page 14.</p> | | | | |

| UPPER CONTROL ARMS - REPLACEMENT COMPONENTS | | | | |
|---|--|---|-----------------|-------|
| | Bush Kit to fit one UCA - for TDCA-003 | 1 | TDSK-003 | \$ Ea |
| | Ball joint kit to fit one UCA - for TDCA-003 | 1 | TDSK-004 | \$ Ea |

| AIR ASSIST - COIL INSERT WIRELESS AIR SYSTEM | | | | |
|---|---|---|-----------------|-------|
|  | Wireless Air System Suits Coil Insert Airbags | 1 | TDAS-002 | \$ Kt |

| FRONT INDIVIDUAL COMPONENTS | | | | |
|---|-----------|---|-----------------|-------|
|  | Strut Top | 2 | MAZ-4051 | \$ Ea |

| FRONT REPLACEMENT BUSHES (QTY PER SHOCK) | | | | |
|---|-------------------|---|-----------------|-------|
|  | Fits Bottom Eying | 1 | ADJ00305 | \$ Ea |

| REAR REPLACEMENT BUSHES (QTY PER SHOCK) | | | | |
|---|-------------------|---|-----------------|-------|
|  | Fits Bottom Eying | 1 | ADJ00312 | \$ Ea |



FORD

EVEREST
UAI

08/2018-2022

EST. LIFT FRONT: 40MM | REAR: 40MM



| FRONT | | | |
|--|----------------------|----|----|
| FRONT SUSPENSION CHECK LIST | | | |
| You need to order the following items for the front end of your vehicle. | | | |
| | Assembled struts | 2 | Ea |
| | OR | | |
| | Struts | 2 | Ea |
| | Coil Springs | 1 | Pr |
| | Strut Top (Optional) | 2 | Ea |
| Upper Control arms (Optional) | 1 | Pr | |

| REAR | | | |
|--|--------------------------------|---|----|
| REAR SUSPENSION CHECK LIST | | | |
| You need to order the following items for the front end of your vehicle. | | | |
| | Shock Absorber | 2 | Ea |
| | Coil Springs | 1 | Pr |
| | Coil Insert Airbags (Optional) | 1 | Kt |

| CONTENT | DESCRIPTION | QTY | PART NO | RRP | |
|---|------------------------|-----|------------|------------|-------|
| ASSEMBLED STRUTS - FOAM CELL | | | | | |
| Assembled Struts are made up of: 1 x Strut, 1 x Coil, 1 x Strut top | | | | | |
| | No Accessories | 1 | FOR-007-LH | \$ Ea | |
| | | 1 | FOR-007-RH | | |
| | With Bar / Bar & Winch | | 1 | FOR-008-LH | \$ Ea |
| | | | 1 | FOR-008-RH | |
| ASSEMBLED STRUTS - 40MM ADJUSTABLE | | | | | |
| Assembled Struts are made up of: 1 x Strut, 1 x Coil, 1 x Strut top | | | | | |
| | No Accessories | 1 | FOR-005-LH | \$ Ea | |
| | | 1 | FOR-005-RH | | |
| | With Bar / Bar & Winch | | 1 | FOR-006-LH | \$ Ea |
| | | | 1 | FOR-006-RH | |

| CONTENT | DESCRIPTION | QTY | PART NO | RRP |
|----------------------------------|-----------------|-----|----------|-------|
| FOAM CELL - SHOCK ABSORBER | | | | |
| | Up to 40mm Lift | 2 | FC43013 | \$ Ea |
| | | | | |
| 40MM ADJUSTABLE - SHOCK ABSORBER | | | | |
| | Up to 40mm Lift | 2 | BM403013 | \$ Ea |
| | | | | |

| STRUT - FOAM CELL | | | | |
|-------------------------|---|---|----------|-------|
| | Up to 40mm Lift - Strut Only/ No Coil/ No Strut top | 2 | FC404520 | \$ Ea |
| | | | | |
| STRUT - 40MM ADJUSTABLE | | | | |
| | Up to 40mm Lift - Strut Only/ No Coil/ No Strut top | 2 | BM404520 | \$ Ea |
| | | | | |

| COIL SPRINGS | | | | |
|--------------|--|---|---------|-------|
| | 40mm Lift - No Accessories | 1 | TDC1006 | \$ Pr |
| | 40mm Lift with Steel Bar or Bar & Winch | 1 | TDC1007 | \$ Pr |

| COIL SPRINGS | | | | |
|--------------|---------------------|---|---------|-------|
| | 0-300kg load | 1 | TDC453 | \$ Pr |
| | CONSTANT 300kg load | 1 | TDC453L | \$ Pr |



FORD


EVEREST


UAI1

08/2018-2022


EST. LIFT FRONT: 40MM | REAR: 40MM






| FRONT | | | | |
|--|--------------------|-----|-----------------|-------|
| CONTENT | DESCRIPTION | QTY | PART NO | RRP |
| UPPER CONTROL ARMS | | | | |
|  | Upper Control Arms | 1 | TDCA-003 | \$ Pr |
| <p>Fitment of Tough Dog Upper Control arms to vehicles that have Lifts fitted greater than 50mm may suffer from premature ball joint failure due to droop lengths. The use of strut spacers may also affect the performance and longevity of the UCA ball joint due to the limitations of the spherical bearing housing being breached or bound at full suspension droop. There will be no warranty either expressed or implied if the vehicle is used out of legal driving conditions that will include, but is not limited to, jumping of the vehicle.</p> | | | | |


| REAR | | | | |
|---|---------------------------------------|-----|-----------------|-------|
| CONTENT | DESCRIPTION | QTY | PART NO | RRP |
| AIR ASSIST - COIL INSERT AIR BAGS | | | | |
|  | Coil Insert Bag Kit - Standard Height | 1 | TDAA-014 | \$ Kt |
| | Coil Insert Bag Kit - 40mm Lift | 1 | TDAA-004 | \$ Kt |
| <p>Note: Separate Air Assist components can be viewed on page 14.</p> | | | | |

| UPPER CONTROL ARMS - REPLACEMENT COMPONENTS | | | | |
|---|--|---|-----------------|-------|
| | Bush Kit to fit one UCA - for TDCA-003 | 1 | TDSK-003 | \$ Ea |
| | Ball joint kit to fit one UCA - for TDCA-003 | 1 | TDSK-004 | \$ Ea |

| AIR ASSIST - COIL INSERT WIRELESS AIR SYSTEM | | | | |
|---|---|---|-----------------|-------|
|  | Wireless Air System Suits Coil Insert Airbags | 1 | TDAS-002 | \$ Kt |

| FRONT INDIVIDUAL COMPONENTS | | | | |
|--|------------------|---|-----------------|-------|
|  | Strut Top | 2 | FOR-4520 | \$ Ea |
|  | Bump Stop & Boot | 2 | DB170/B | \$ Ea |
| <p>Note: Purchasing the Strut Top (FOR-4520) will require use of the original bumpstop and boot or purchase of a replacement bumpstop and boot (DB170/B) Contact 4Way Suspension to discuss.</p> | | | | |

| FRONT REPLACEMENT BUSHES (QTY PER SHOCK) | | | | |
|---|---------------------|---|-----------------|-------|
|  | Fits bottom eyering | 1 | ADJ00306 | \$ Ea |

| REAR REPLACEMENT BUSHES (QTY PER SHOCK) | | | | |
|---|---------------------|---|-----------------|-------|
|  | Fits bottom eyering | 1 | ADJ00312 | \$ Ea |



FORD

EVEREST

UB

05/2022 ON

EST. LIFT FRONT: 40MM | REAR: 40MM



| FRONT | | | |
|--|----------------------|----|----|
| FRONT SUSPENSION CHECK LIST | | | |
| You need to order the following items for the front end of your vehicle. | | | |
| | Assembled struts | 2 | Ea |
| | OR | | |
| | Struts | 2 | Ea |
| | Coil Springs | 1 | Pr |
| | Strut Top (Optional) | 2 | Ea |
| Upper Control arms (Optional) | 1 | Pr | |

| REAR | | | |
|--|--------------------------------|---|----|
| REAR SUSPENSION CHECK LIST | | | |
| You need to order the following items for the front end of your vehicle. | | | |
| | Shock Absorber | 2 | Ea |
| | Coil Springs | 1 | Pr |
| | Coil Insert Airbags (Optional) | 1 | Kt |

| CONTENT | DESCRIPTION | QTY | PART NO | RRP |
|---|-----------------|-----|----------------|-------|
| ASSEMBLED STRUTS - FOAM CELL | | | | |
| Assembled Struts are made up of: 1 x Strut, 1 x Coil, 1 x Strut top | | | | |
| | No Accessories | 1 | FOR-021 | \$ Ea |
| | Steel Bar | 1 | FOR-013 | \$ Ea |
| | Bar & Winch | 1 | FOR-014 | \$ Ea |
| | 40MM ADJUSTABLE | | | |
| Assembled Struts are made up of: 1 x Strut, 1 x Coil, 1 x Strut top | | | | |
| | No Accessories | 1 | FOR-022 | \$ Ea |
| | Steel Bar | 1 | FOR-009 | \$ Ea |
| | Bar & Winch | 1 | FOR-010 | \$ Ea |

| CONTENT | DESCRIPTION | QTY | PART NO | RRP |
|----------------------------|----------------------------------|-----|-----------------|-------|
| FOAM CELL - SHOCK ABSORBER | | | | |
| | Up to 40mm Lift | 2 | FC43048 | \$ Ea |
| | 40MM ADJUSTABLE - SHOCK ABSORBER | | | |
| | Up to 40mm Lift | 2 | BM403048 | \$ Ea |

| STRUT - FOAM CELL | | | | |
|-------------------|---|---|-----------------|-------|
| | Up to 40mm Lift - Strut Only/ No Coil/ No Strut top | 2 | FC404934 | \$ Ea |
| | STRUT - 40MM ADJUSTABLE | | | |
| | Up to 40mm Lift - Strut Only/ No Coil/ No Strut top | 2 | BM404934 | \$ Ea |

| COIL SPRINGS | | | | |
|--------------|----------------------------------|---|----------------|-------|
| | 40mm Lift - No Accessories | 1 | TDC1067 | \$ Pr |
| | 40mm Lift with Steel Bar | 1 | TDC1063 | \$ Pr |
| | 40mm Lift with Steel Bar & Winch | 1 | TDC1064 | \$ Pr |

| COIL SPRINGS | | | | |
|--------------|---------------------|---|----------------|-------|
| | 0-300kg load | 1 | TDC1080 | \$ Pr |
| | CONSTANT 300kg load | 1 | TDC1081 | \$ Pr |



FORD


EVEREST


UB


05/2022 ON

EST. LIFT FRONT: 40MM | REAR: 40MM





| FRONT | | | | |
|--|---|-----|----------|-------|
| CONTENT | DESCRIPTION | QTY | PART NO | RRP |
| UPPER CONTROL ARMS | | | | |
|  | Upper Control Arms - suits vehicles with Aluminium Uprights | 1 | TDCA-013 | \$ Pr |

| REAR | | | | |
|---|--|-----|----------|-------|
| CONTENT | DESCRIPTION | QTY | PART NO | RRP |
| AIR ASSIST - COIL INSERT AIR BAGS | | | | |
|  | Coil Insert Bag Kit - Standard Height | 1 | TDAA-032 | \$ Kt |
| | Coil Insert Bag Kit - 40mm Lift | 1 | TDAA-033 | \$ Kt |
| Note: Separate Air Assist components can be viewed on page 14. | | | | |

| AIR ASSIST - COIL INSERT WIRELESS AIR SYSTEM | | | | |
|---|--|---|----------|-------|
|  | Wireless Air System Suits Coil Insert Airbags | 1 | TDAS-002 | \$ Kt |

| UPPER CONTROL ARMS - REPLACEMENT COMPONENTS | | | | |
|---|---|---|----------|-------|
| | Bush kit to fit one UCA - for TDCA-013 | 1 | TDSK-028 | \$ Ea |
| | Ball Joint kit to fit one UCA - for TDCA-013 | 1 | TDSK-029 | \$ Ea |


| FRONT INDIVIDUAL COMPONENTS | | | | |
|---|------------------|---|----------|-------|
|  | Strut Top | 2 | FOR-4934 | \$ Ea |
|  | Bump Stop & Boot | 2 | DB190/B | \$ Ea |
| Note: Purchasing the Strut Top (FOR-4934) will require use of the original bumpstop and boot or purchase of a replacement bumpstop and boot (DB190/B) - Contact 4Way Suspension to discuss. | | | | |


| REAR REPLACEMENT BUSHES (QTY PER SHOCK) | | | | |
|---|-------------------|---|----------|-------|
|  | Fits Bottom Eying | 1 | ADJ00312 | \$ Ea |



FORD
EXPLORER
 UN, UP, UQ
 10/1996-2005
NO SPRING AVAILABLE



| FRONT | | | | |
|---|-----------------|-----|-----------------|-------|
| CONTENT | DESCRIPTION | QTY | PART NO | RRP |
| FOAM CELL - SHOCK ABSORBER | | | | |
|  | Up to 40mm Lift | 2 | FC41450B | \$ Ea |

| REAR | | | | |
|---|-----------------|-----|----------------|-------|
| CONTENT | DESCRIPTION | QTY | PART NO | RRP |
| FOAM CELL - SHOCK ABSORBER | | | | |
|  | Up to 40mm Lift | 2 | FC41446 | \$ Ea |

INSTALLATION NOTE

The “Limited” comes standard with (self levelling) air shocks.
 These can be retained or removed as desired.

If the (self levelling) air shocks are removed, the self levelling indicator light in the dash will turn on and off intermittently. The air hoses should be sealed off and fastened to the chassis for later use if needed. **The Air Compressor MUST be turned off.**


The switch is located in the left rear inspection console.


If further electrical work is required, please consult an automotive electrician.






FORD
BRONCO
THIRD GENERATION
03/1981-1989
NO SPRING AVAILABLE





| FRONT | | | | |
|---|-----------------|-----|-----------------|-------|
| CONTENT | DESCRIPTION | QTY | PART NO | RRP |
| FOAM CELL - SHOCK ABSORBER (EX QUAD SHOCKS) | | | | |
|  | Up to 30mm Lift | 2 | FC41130B | \$ Ea |

| REAR | | | | |
|---|-----------------|-----|----------------|-------|
| CONTENT | DESCRIPTION | QTY | PART NO | RRP |
| FOAM CELL - SHOCK ABSORBER | | | | |
|  | Up to 30mm Lift | 2 | FC41379 | \$ Ea |

| FOAM CELL - SHOCK ABSORBER (QUAD SHOCKS ONLY) | | | | |
|---|---------------------------|---|-----------------|-------|
|  | OE Height - Front of Axle | 2 | FC41102B | \$ Ea |
| | OE Height - Rear of Axle | 2 | FC41130B | \$ Ea |

| FRONT REPLACEMENT BUSHES (QTY PER SHOCK) | | | | |
|---|---------------------------------|---|---------------|-------|
|  | Fits Top Pin (#1102B Only) | 2 | TW959 | \$ Ea |
|  | Fits Bottom Eying (#1102B Only) | 1 | 404702 | \$ Ea |

| REAR REPLACEMENT BUSHES (QTY PER SHOCK) | | | | |
|---|-------------------|---|---------------------|-------|
|  | Fits Top Eying | 1 | 404702 | \$ Ea |
|  | Fits Bottom Eying | 1 | 4W-SPF420-04 | \$ Ea |




FORD


F150


2015-2020


EST. LIFT FRONT: 50MM | REAR: 50MM




| FRONT | | | | |
|---|---|-----|-----------------|-------|
| CONTENT | DESCRIPTION | QTY | PART NO | RRP |
| STRUT - FOAM CELL | | | | |
|  | Up to 50mm Lift - Strut Only/ No Coil/ No Strut top | 2 | FC404928 | \$ Ea |
| | STRUT - 40MM ADJUSTABLE | | | |
| | Up to 50mm Lift - Strut Only/ No Coil/ No Strut top | 2 | BM404928 | \$ Ea |

| REAR | | | | |
|---|---|-----|-----------------|-------|
| CONTENT | DESCRIPTION | QTY | PART NO | RRP |
| FOAM CELL - SHOCK ABSORBER | | | | |
|  | Up to 50mm Lift | 2 | FC43034 | \$ Ea |
| | 40MM ADJUSTABLE - SHOCK ABSORBER | | | |
| | Up to 50mm Lift | 2 | BM403034 | \$ Ea |

| COIL SPRINGS | | | | |
|--|----------------------------|---|----------------|-------|
|  | No Accessories | 1 | TDC1035 | \$ Pr |
| | With Bar or Bar & Winch | 1 | TDC1036 | \$ Pr |

| LEAF SPRINGS | | | | |
|---|----------------------------|---|------------|-------|
|  | 0-400kg load | 2 | T83 | \$ Ea |
| | CONSTANT 400kg load | 2 | T84 | \$ Ea |
| Note: Bush kit fitted in springs & included in spring price | | | | |

| REAR INDIVIDUAL COMPONENTS | | | | |
|---|------------|---|-----------------|-------|
|  | U-Bolt Kit | 2 | TDUB-033 | \$ Kt |



FORD

F150

2023 ON



COMING SOON



FORD

**F250
LIVE AXLE, QUAD REAR
2003-2006**

EST. LIFT FRONT: 100MM | REAR: 100MM



| FRONT | | | |
|--|----------------------------|---|----|
| FRONT SUSPENSION CHECK LIST | | | |
| You need to order the following items for the front end of your vehicle. | | | |
| | Shock Absorber | 2 | Ea |
| | Leaf Spring | 2 | Ea |
| | Leaf spring bush Kit | 1 | Kt |
| | U-bolt | 2 | Kt |
| | Panhard rod | 1 | Ea |
| | Steering Damper (Optional) | 1 | Ea |

| REAR | | | |
|--|------------------|---|----|
| REAR SUSPENSION CHECK LIST | | | |
| You need to order the following items for the front end of your vehicle. | | | |
| | Shock Absorber | 4 | Ea |
| | Leaf Spring | 2 | Ea |
| | Leaf spring bush | 1 | Kt |
| | U-bolt | 2 | Kt |
| | | | |

| CONTENT | DESCRIPTION | QTY | PART NO | RRP |
|------------------------|----------------------------------|-----|------------------|-------|
| RALPH - SHOCK ABSORBER | | | | |
| | OE Height | 2 | TDR3500 | \$ Ea |
| | 45MM ADJUSTABLE - SHOCK ABSORBER | | | |
| | 100mm Lift | 2 | BMX3500/4 | \$ Ea |

| CONTENT | DESCRIPTION | QTY | PART NO | RRP |
|----------------------------------|---------------------------------|-----|------------------|-------|
| 45MM ADJUSTABLE - SHOCK ABSORBER | | | | |
| | OE Height - Front of rear axle | 2 | BMX3501 | \$ Ea |
| | OE Height - Rear of rear axle | 2 | BMX3502 | \$ Ea |
| | 100mm Lift - Front of rear axle | 2 | BMX3501/4 | \$ Ea |
| | 100mm Lift - Rear of rear axle | 2 | BMX3502/4 | \$ Ea |

| LEAF SPRINGS | | | | |
|--------------|-------------------------------|---|---------------|-------|
| | 100mm Lift - Up to Steel bar | 2 | FS026 | \$ Ea |
| | 100mm Lift - with Bar & Winch | 2 | FS026H | \$ Ea |

| LEAF SPRINGS | | | | |
|--------------|----------------------------|---|---------------|-------|
| | 0-500kg load | 2 | FS027 | \$ Ea |
| | CONSTANT 500kg load | 2 | FS027H | \$ Ea |

| STEERING DAMPER | | | | |
|--|-----------------------|---|-------------------|-------|
| | XHD Return-to-Center | 1 | SS5250-XHD | \$ Ea |
| | SV 9 Stage Adjustable | 1 | SV5250 | \$ Ea |
| Note: When fitted to OE Height vehicles, low ground clearance occurs | | | | |

| PANHARD RODS | | | | |
|--------------|------------|---|-----------------|-------|
| | Adjustable | 1 | TDPR-250 | \$ Ea |

| FRONT INDIVIDUAL COMPONENTS | | | | |
|-----------------------------|--|---|-----------------|-------|
| | Shackle Bushes - fitted to springs, but not included in spring price | 1 | TDUK-064 | \$ Kt |
| | U-Bolt Kit | 2 | TDUB-033 | \$ Kt |

| REAR INDIVIDUAL COMPONENTS | | | | |
|----------------------------|--|---|-----------------|-------|
| | Shackle Bushes - fitted to springs, but not included in spring price | 1 | TDUK-064 | \$ Kt |
| | U-Bolt Kit | 2 | TDUB-034 | \$ Kt |

| FRONT REPLACEMENT BUSHES (QTY PER SHOCK) | | | | |
|--|-------------------|---|-----------------|-------|
| | Fits Top Eying | 1 | TW038-16 | \$ Ea |
| | Fits Bottom Eying | 1 | TW038-12 | \$ Ea |

| REAR REPLACEMENT BUSHES (QTY PER SHOCK) | | | | |
|---|-------------------|---|-----------------|-------|
| | Fits Top Eying | 1 | TW038-16 | \$ Ea |
| | Fits Bottom Eying | 1 | TW038-12 | \$ Ea |




FORD


F250


2016-2020


EST. LIFT FRONT: OE HEIGHT | REAR: OE HEIGHT



| FRONT | | | | |
|---|-------------|-----|----------------|-------|
| CONTENT | DESCRIPTION | QTY | PART NO | RRP |
| 45MM ADJUSTABLE - SHOCK ABSORBER | | | | |
|  | OE Height | 2 | BMX3507 | \$ Ea |

| REAR | | | | |
|---|-------------|-----|----------------|-------|
| CONTENT | DESCRIPTION | QTY | PART NO | RRP |
| 45MM ADJUSTABLE - SHOCK ABSORBER | | | | |
|  | OE Height | 2 | BMX3508 | \$ Ea |

| AIR ASSIST - BELLOWS AIR BAGS | | | | |
|---|------------------------------|---|-----------------|-------|
|  | Bellows Bag Kit OE Height | 1 | TDAA-129 | \$ Kt |
| Note: Separate Air Assist components can be viewed on page 14. | | | | |

| AIR ASSIST - BELLOWS WIRELESS AIR SYSTEM | | | | |
|--|--|---|-----------------|-------|
|  | Wireless Air System Suits Bellows Airbags | 1 | TDAS-001 | \$ Kt |



FORD

COURIER

PC, PD, PE, PG & PH

05/1987-10/2006

EST. LIFT FRONT: 40MM | REAR: 40MM



| FRONT | | | | |
|--|-------------------------------|---|----|--|
| FRONT SUSPENSION CHECK LIST | | | | |
| You need to order the following items for the front end of your vehicle. | | | | |
| | Shock Absorber | 2 | Ea | |
| | Torsion Bars | 1 | Pr | |
| | Shock Mount strengthening kit | 1 | Ea | |

| REAR | | | | |
|--|--------------------|---|----|--|
| REAR SUSPENSION CHECK LIST | | | | |
| You need to order the following items for the front end of your vehicle. | | | | |
| | Shock Absorber | 2 | Ea | |
| | Leaf Springs | 2 | Ea | |
| | Leaf Spring Bushes | 1 | Kt | |
| | U-Bolts | 2 | Kt | |

| CONTENT | DESCRIPTION | QTY | PART NO | RRP |
|---|-----------------|-----|-----------------|-------|
| FOAM CELL - SHOCK ABSORBER | | | | |
| | Up to 40mm Lift | 2 | FC42051B | \$ Ea |
| | | | | |
| Note: FC42051B is to be used for all front applications | | | | |

| CONTENT | DESCRIPTION | QTY | PART NO | RRP |
|----------------------------|----------------------------------|-----|-----------------|-------|
| FOAM CELL - SHOCK ABSORBER | | | | |
| | Up to 40mm Lift | 2 | FC41232 | \$ Ea |
| | 40MM ADJUSTABLE - SHOCK ABSORBER | | | |
| | Up to 40mm Lift | 2 | BM401232 | \$ Ea |

| TORSION BARS | | | | |
|---|--------------|---|------------------|-------|
| | 26mm / 926mm | 1 | 4WTB-1546 | \$ Pr |
| Adjust Torsion Bars after fitting shocks - Ensure a minimum of 60mm droop is maintained. | | | | |

| LEAF SPRINGS | | | | |
|--------------|----------------------------|---|--------------|-------|
| | 0-300kg load | 2 | FS365 | \$ Ea |
| | CONSTANT 300kg load | 2 | FS367 | \$ Ea |

| FRONT INDIVIDUAL COMPONENTS | | | | |
|---|-------------------------------|---|-----------------|-------|
| | Shock Mount Strengthening kit | 1 | TDSK-020 | \$ Ea |
| Failure to fit TDSK-020 will cause top mount failure. | | | | |

| REAR INDIVIDUAL COMPONENTS | | | | |
|----------------------------|------------------|---|-----------------|-------|
| | Shackle Bush kit | 1 | TDUK-034 | \$ Kt |
| | U-Bolt kit | 2 | TDUB-005 | \$ Kt |

| FRONT REPLACEMENT BUSHES (QTY PER SHOCK) | | | | |
|--|-------------------|---|---------------------|-------|
| | Fits Top Pin | 1 | TW959 | \$ Ea |
| | Fits Top Pin | 1 | TW961 | \$ Ea |
| | Fits Bottom Eying | 1 | 4W-SPF420-02 | \$ Ea |

| REAR REPLACEMENT BUSHES (QTY PER SHOCK) | | | | |
|---|-------------------------------------|---|---------------------|-------|
| | Fit Top Eying - Foam Cell shock | 1 | ADJ00191 | \$ Ea |
| | Fit Bottom Eying - Foam Cell shock | 1 | 4W-SPF420-02 | \$ Ea |
| | Fit Top Eying - Adjustable shock | 1 | 230100 | \$ Ea |
| | Fit Bottom Eying - Adjustable shock | 1 | 230002 | \$ Ea |

THIS PAGE IS INTENTIONALLY BLANK



FORD

RANGER
PJ & PK, 2.5L & 3.0L
12/2006-10/2011

EST. LIFT FRONT: 45MM | REAR: 45MM



| FRONT | | | | |
|--|-------------------------------|---|----|--|
| FRONT SUSPENSION CHECK LIST | | | | |
| You need to order the following items for the front end of your vehicle. | | | | |
| | Shock Absorber | 2 | Ea | |
| | Shock Mount strengthening kit | 1 | Ea | |
| | Torsion bars | 1 | Pr | |

| REAR | | | | |
|---|--|---|----|--|
| REAR SUSPENSION CHECK LIST | | | | |
| You need to order the following items for the rear end of your vehicle. | | | | |
| | Shock Absorber | 2 | Ea | |
| | Leaf Springs | 2 | Ea | |
| | Leaf Spring Fitment kit (Based on leaf spring choice) | 1 | Kt | |
| | Bellows Airbags (Optional) | 1 | Kt | |

| CONTENT | DESCRIPTION | QTY | PART NO | RRP |
|--|-----------------|-----|-----------------|-------|
| FOAM CELL - SHOCK ABSORBER | | | | |
| | Up to 45mm Lift | 2 | FC42051B | \$ Ea |
| | | | | |
| Note: FC42051B is to be used for all front applications | | | | |

| CONTENT | DESCRIPTION | QTY | PART NO | RRP |
|----------------------------|----------------------------------|-----|-----------------|-------|
| FOAM CELL - SHOCK ABSORBER | | | | |
| | Up to 45mm Lift | 2 | FC41232 | \$ Ea |
| | 40MM ADJUSTABLE - SHOCK ABSORBER | | | |
| | Up to 45mm Lift | 2 | BM401232 | \$ Ea |

| TORSION BARS | | | | |
|--|---------------|---|------------------|-------|
| | 27mm / 1028mm | 1 | 4WTB-1440 | \$ Pr |
| Note: Adjust Torsion Bars after fitting shocks - ensure a minimum of 60mm droop is maintained | | | | |

| LEAF SPRINGS | | | | |
|--|---------------------|---|------------------|-------|
| | 0-300kg load | 1 | FS368C-LH | \$ Ea |
| | | 1 | FS368C-RH | \$ Ea |
| | CONSTANT 300kg load | 1 | FS368L-LH | \$ Ea |
| | | 1 | FS368L-RH | \$ Ea |
| Note: 1 LEFT Hand and 1 RIGHT Hand side leaf spring pack should be ordered. | | | | |

| LEAF SPRING FITMENT KIT - FOR FS368L | | | | | |
|---|-------------------------|---|-----------------|------------|-------|
| | Urethane Shackle bushes | 1 | TDFK-001 | TDUK-069 | \$ Kt |
| | U-Bolts | 2 | | TDUB-039 | |
| | Greaseable Shackles | 1 | | TDGS-386/1 | |
| | Greaseable Pins | 1 | | TDGP-668 | |
| LEAF SPRING FITMENT KIT - FOR FS368C | | | | | |
| | Urethane Shackle bushes | 1 | TDFK-002 | TDUK-069 | \$ Kt |
| | U-Bolts | 2 | | TDUB-040 | |
| | Greaseable Shackles | 1 | | TDGS-386/1 | |
| | Greaseable Pins | 1 | | TDGP-668 | |
| Kit includes Urethane Shackle bushes, U-Bolts, Greaseable Shackles & Pins and any other essential items required to fit leaf springs. | | | | | |



FORD

RANGER

PJ & PK, 2.5L & 3.0L

12/2006-10/2011

EST. LIFT FRONT: 45MM | REAR: 45MM



| FRONT | | | | |
|---------|-------------|-----|---------|-----|
| CONTENT | DESCRIPTION | QTY | PART NO | RRP |

| REAR | | | | |
|---|------------------------------|-----|-----------------|-------|
| CONTENT | DESCRIPTION | QTY | PART NO | RRP |
| AIR ASSIST - BELLOWS AIR BAGS | | | | |
| | Bellows Bag Kit - OEM Height | 1 | TDAA-117 | \$ Kt |
| | Bellows Bag Kit - 45mm Lift | 1 | TDAA-101 | \$ Kt |
| Note: Separate Air Assist components can be viewed on page 14. | | | | |

| FRONT INDIVIDUAL COMPONENTS | | | | |
|--|-------------------------------|---|-----------------|-------|
| | Shock Mount Strengthening kit | 1 | TDSK-020 | \$ Ea |
| Note: Failure to fit TDSK-020 will cause top mount failure. | | | | |

| AIR ASSIST - BELLOWS WIRELESS AIR SYSTEM | | | | |
|--|---|---|-----------------|-------|
| | Wireless Air System Suits Bellows Airbags | 1 | TDAS-001 | \$ Kt |

| REAR INDIVIDUAL COMPONENTS | | | | |
|----------------------------|--|---|-------------------|-------|
| | Shackle Bush kit | 1 | TDUK-069 | \$ Kt |
| | U-Bolt kit - suits FS368C LH & RH only | 2 | TDUB-040 | \$ Kt |
| | U-Bolt kit - suits FS368L LH & RH only | 2 | TDUB-039 | \$ Kt |
| | Greaseable Shackle kit | 1 | TDGS-386/1 | \$ Kt |
| | Greaseable Pin kit | 1 | TDGP-668 | \$ Kt |

| FRONT REPLACEMENT BUSHES (QTY PER SHOCK) | | | | |
|--|-------------------|---|---------------------|-------|
| | Fits Top Pin | 1 | TW959 | \$ Ea |
| | Fits Top Pin | 1 | TW961 | \$ Ea |
| | Fits Bottom Eying | 1 | 4W-SPF420-02 | \$ Ea |

| REAR REPLACEMENT BUSHES (QTY PER SHOCK) | | | | |
|---|--------------------------------------|---|---------------------|-------|
| | Fits Top Eying - Foam Cell shock | 1 | ADJ00191 | \$ Ea |
| | Fits Bottom Eying - Foam Cell shock | 1 | 4W-SPF420-02 | \$ Ea |
| | Fits Top Eying - Adjustable shock | 1 | 230100 | \$ Ea |
| | Fits Bottom Eying - Adjustable shock | 1 | 230002 | \$ Ea |



FORD

RANGER
PX - PXII 4X4, 4X2 HI RIDER
11/2011 - 08/2018

EST. LIFT FRONT: 40MM | REAR: 40MM



| FRONT | | | |
|--|----------------------|----|----|
| FRONT SUSPENSION CHECK LIST | | | |
| You need to order the following items for the front end of your vehicle. | | | |
| | Assembled struts | 2 | Ea |
| | OR | | |
| | Struts | 2 | Ea |
| | Coil Springs | 1 | Pr |
| | Strut Top (Optional) | 2 | Ea |
| Upper Control arms (Optional) | 1 | Pr | |

| REAR | | | |
|---|--|---|----|
| REAR SUSPENSION CHECK LIST | | | |
| You need to order the following items for the rear end of your vehicle. | | | |
| | Shock Absorber | 2 | Ea |
| | Leaf Springs | 2 | Ea |
| | Leaf Spring Fitment Kit (Based on leaf spring choice) | 1 | Kt |
| | Bellows Airbags (Optional) | 1 | Kt |

| CONTENT | DESCRIPTION | QTY | PART NO | RRP |
|---|------------------|-----|-------------------|-------|
| ASSEMBLED STRUTS - FOAM CELL | | | | |
| Assembled Struts are made up of: 1 x Strut, 1 x Coil, 1 x Strut top | | | | |
| | Up to Steel Bar | 1 | MAZ-003-LH | \$ Ea |
| | | 1 | MAZ-003-RH | |
| | With Bar & Winch | 1 | MAZ-004-LH | \$ Ea |
| | | 1 | MAZ-004-RH | |
| ASSEMBLED STRUTS - 40MM ADJUSTABLE | | | | |
| Assembled Struts are made up of: 1 x Strut, 1 x Coil, 1 x Strut top | | | | |
| | Up to Steel Bar | 1 | MAZ-001-LH | \$ Ea |
| | | 1 | MAZ-001-RH | |
| | With Bar & Winch | 1 | MAZ-002-LH | \$ Ea |
| | | 1 | MAZ-002-RH | |

| CONTENT | DESCRIPTION | QTY | PART NO | RRP |
|----------------------------------|-----------------|-----|-----------------|-------|
| FOAM CELL - SHOCK ABSORBER | | | | |
| | Up to 40mm Lift | 2 | FC41232 | \$ Ea |
| | | | | |
| 40MM ADJUSTABLE - SHOCK ABSORBER | | | | |
| | Up to 40mm Lift | 2 | BM401232 | \$ Ea |
| | | | | |

| STRUT - FOAM CELL | | | | |
|-------------------------|---|---|-----------------|-------|
| | Up to 40mm Lift - Strut Only/ No Coil/ No Strut top | 2 | FC404500 | \$ Ea |
| | | | | |
| STRUT - 40MM ADJUSTABLE | | | | |
| | Up to 40mm Lift - Strut Only/ No Coil/ No Strut top | 2 | BM404500 | \$ Ea |
| | | | | |

| COIL SPRINGS | | | | |
|--------------|------------------------|---|-----------------|-------|
| | Up to Steel bar | 1 | TDC451 | \$ Pr |
| | With Steel Bar & Winch | 1 | TDC451HL | \$ Pr |

| LEAF SPRINGS | | | | |
|--------------|----------------------------|---|----------------|-------|
| | 0-300kg load | 2 | FS369C | \$ Ea |
| | CONSTANT 300kg load | 2 | FS369L | \$ Ea |
| | CONSTANT 500kg load | 2 | FS369LL | \$ Ea |



FORD

RANGER

PX - PXII 4X4, 4X2 HI RIDER

11/2011 - 08/2018

EST. LIFT FRONT: 40MM | REAR: 40MM



| FRONT | | | | |
|---------|-------------|-----|---------|-----|
| CONTENT | DESCRIPTION | QTY | PART NO | RRP |

| REAR | | | | |
|---------|-------------|-----|---------|-----|
| CONTENT | DESCRIPTION | QTY | PART NO | RRP |

LEAF SPRING FITMENT KIT - FITS FS369L & LL

| | | | | | |
|--|-------------------------|---|-----------------|----------|-------|
| | Urethane Shackle bushes | 1 | TDFK-003 | TDUK-070 | \$ Kt |
| | U-Bolts | 2 | | TDUB-039 | |
| | Greaseable Shackles | 1 | | TDGS-390 | |
| | Greaseable Pins | 1 | | TDGP-668 | |
| | Transmission Spacer | 1 | | TDSP-007 | |

LEAF SPRING FITMENT KIT - FITS FS369C

| | | | | | |
|--|-------------------------|---|-----------------|----------|-------|
| | Urethane Shackle bushes | 1 | TDFK-004 | TDUK-070 | \$ Kt |
| | U-Bolts | 2 | | TDUB-040 | |
| | Greaseable Shackles | 1 | | TDGS-390 | |
| | Greaseable Pins | 1 | | TDGP-668 | |
| | Transmission Spacer | 1 | | TDSP-007 | |

| UPPER CONTROL ARMS | | | | |
|--------------------|--------------------|---|-----------------|-------|
| | Upper Control Arms | 1 | TDCA-003 | \$ Pr |

Fitment of Tough Dog Upper Control arms to vehicles that have Lifts fitted greater than 50mm may suffer from premature ball joint failure due to droop lengths. The use of strut spacers may also affect the performance and longevity of the UCA ball joint due to the limitations of the spherical bearing housing being breached or bound at full suspension droop. There will be no warranty either expressed or implied if the vehicle is used out of legal driving conditions that will include, but is not limited to, jumping of the vehicle.

UPPER CONTROL ARMS - REPLACEMENT COMPONENTS

| | | | | |
|--|--|---|-----------------|-------|
| | Bush Kit to fit one UCA - for TDCA-003 | 1 | TDSK-003 | \$ Ea |
| | Ball Joint Kit to fit one UCA - for TDCA-003 | 1 | TDSK-004 | \$ Ea |

| AIR ASSIST - BELLOWS AIR BAGS | | | | |
|-------------------------------|-----------------------------------|---|-----------------|-------|
| | Bellows Bag kit - Standard Height | 1 | TDAA-116 | \$ Kt |
| | Bellows Bag kit - 40mm Lift | 1 | TDAA-102 | \$ Kt |

Note: Separate Air Assist components can be viewed on page 14.

| AIR ASSIST - BELLOWS WIRELESS AIR SYSTEM | | | | |
|--|---|---|-----------------|-------|
| | Wireless Air System Suits Bellows Airbags | 1 | TDAS-001 | \$ Kt |

| FRONT INDIVIDUAL COMPONENTS | | | | |
|-----------------------------|-----------|---|-----------------|-------|
| | Strut Top | 2 | MAZ-4051 | \$ Ea |

| REAR INDIVIDUAL COMPONENTS | | | | |
|----------------------------|-------------------------------------|---|-----------------|-------|
| | Urethane Shackle Bush kit | 1 | TDUK-070 | \$ Kt |
| | U-Bolt kit - Suits FS369C only | 2 | TDUB-040 | \$ Kt |
| | U-Bolt kit - Suits FS369L & LL only | 2 | TDUB-039 | \$ Kt |
| | Greaseable Shackle kit | 1 | TDGS-390 | \$ Kt |
| | Greaseable Pin kit | 1 | TDGP-668 | \$ Kt |
| | Transmission Spacer kit | 1 | TDSP-007 | \$ Kt |

Note: Must be fitted to all Lift kits.

| FRONT REPLACEMENT BUSHES (QTY PER SHOCK) | | | | |
|--|-------------------|---|-----------------|-------|
| | Fits Bottom Eying | 1 | ADJ00305 | \$ Ea |

| REAR REPLACEMENT BUSHES (QTY PER SHOCK) | | | | |
|---|--------------------------------------|---|---------------------|-------|
| | Fits Top Eying - Foam Cell shock | 1 | ADJ00191 | \$ Ea |
| | Fits Bottom Eying - Foam Cell shock | 1 | 4W-SPF420-02 | \$ Ea |
| | Fits Top Eying - Adjustable shock | 1 | 230100 | \$ Ea |
| | Fits Bottom Eying - Adjustable shock | 1 | 230002 | \$ Ea |

ALL PRICES EXCLUDE FREIGHT. INCLUDE ONLY PERMANENT ACCESSORIES & WEIGHTS WHEN SELECTING SPRINGS. TOWING WEIGHT IS NOT INCLUDED



FORD

RANGER
PXIII

08/2018 - 07/2022

EST. LIFT FRONT: 40MM | REAR: 40MM



| FRONT | | | |
|--|----------------------|----|----|
| FRONT SUSPENSION CHECK LIST | | | |
| You need to order the following items for the front end of your vehicle. | | | |
| | Assembled struts | 2 | Ea |
| | OR | | |
| | Struts | 2 | Ea |
| | Coil Springs | 1 | Pr |
| | Strut Top (Optional) | 2 | Ea |
| Upper Control arms (Optional) | 1 | Pr | |

| REAR | | | |
|---|--|---|----|
| REAR SUSPENSION CHECK LIST | | | |
| You need to order the following items for the rear end of your vehicle. | | | |
| | Shock Absorber | 2 | Ea |
| | Leaf Springs | 2 | Ea |
| | Leaf Spring Fitment Kit (Based on leaf spring choice) | 1 | Kt |
| | Bellows Airbags (Optional) | 1 | Kt |
| | | | |

| CONTENT | DESCRIPTION | QTY | PART NO | RRP |
|---|------------------------|-----|-------------------|-------|
| ASSEMBLED STRUTS - FOAM CELL | | | | |
| Assembled Struts are made up of: 1 x Strut, 1 x Coil, 1 x Strut top | | | | |
| | Up to Steel Bar | 1 | FOR-003-LH | \$ Ea |
| | | 1 | FOR-003-RH | |
| | With Steel Bar & Winch | 1 | FOR-004-LH | \$ Ea |
| | | 1 | FOR-004-RH | |
| ASSEMBLED STRUTS - 40MM ADJUSTABLE | | | | |
| Assembled Struts are made up of: 1 x Strut, 1 x Coil, 1 x Strut top | | | | |
| | Up to Steel Bar | 1 | FOR-001-LH | \$ Ea |
| | | 1 | FOR-001-RH | |
| | With Steel Bar & Winch | 1 | FOR-002-LH | \$ Ea |
| | | 1 | FOR-002-RH | |

| CONTENT | DESCRIPTION | QTY | PART NO | RRP |
|---|-----------------|-----|-----------------|-------|
| FOAM CELL - SHOCK ABSORBER | | | | |
| | Up to 40mm Lift | 2 | FC41232 | \$ Ea |
| | | | | |
| 40MM ADJUSTABLE - SHOCK ABSORBER | | | | |
| | Up to 40mm Lift | 2 | BM401232 | \$ Ea |
| | | | | |

| STRUT - FOAM CELL | | | | |
|--------------------------------|---|---|-----------------|-------|
| | Up to 40mm Lift - Strut Only/ No Coil/ No Strut top | 2 | FC404520 | \$ Ea |
| | | | | |
| STRUT - 40MM ADJUSTABLE | | | | |
| | Up to 40mm Lift - Strut Only/ No Coil/ No Strut top | 2 | BM404520 | \$ Ea |
| | | | | |

| COIL SPRINGS | | | | |
|---------------------|------------------------|---|-----------------|-------|
| | Up to Steel Bar | 1 | TDC455 | \$ Pr |
| | With Steel Bar & Winch | 1 | TDC455HL | \$ Pr |

| LEAF SPRINGS | | | | |
|---------------------|----------------------------|---|----------------|-------|
| | 0-300kg load | 2 | FS369C | \$ Ea |
| | CONSTANT 300kg load | 2 | FS369L | \$ Ea |
| | CONSTANT 500kg load | 2 | FS369LL | \$ Ea |

| LEAF SPRING FITMENT KIT - FITS FS369L & LL | | | | |
|---|-------------------------|---|-----------------|----------------|
| | Urethane Shackle bushes | | | TDUK-070 |
| | U-Bolts | | | TDUB-039 |
| | Greaseable Shackles | 1 | TDFK-003 | TDGS-390 \$ Kt |
| | Greaseable Pins | | | TDGP-668 |
| | Transmission Spacer | | | TDSP-007 |



FORD

RANGER
PXIII

08/2018 - 07/2022

EST. LIFT FRONT: 40MM | REAR: 40MM



| FRONT | | | | |
|---------|-------------|-----|---------|-----|
| CONTENT | DESCRIPTION | QTY | PART NO | RRP |

| REAR | | | | |
|---------|-------------|-----|---------|-----|
| CONTENT | DESCRIPTION | QTY | PART NO | RRP |

| LEAF SPRING FITMENT KIT - FITS FS369C | | | | |
|---------------------------------------|-------------------------|---|-----------------|-------|
| | Urethane Shackle bushes | | TDUK-070 | |
| | U-Bolts | | TDUB-040 | |
| | Greaseable Shackles | 1 | TDFK-004 | \$ Kt |
| | Greaseable Pins | | TDGP-668 | |
| | Transmission Spacer | | TDSP-007 | |

UPPER CONTROL ARMS

| | | | | |
|--|--------------------|---|-----------------|-------|
| | Upper Control Arms | 1 | TDCA-003 | \$ Pr |
|--|--------------------|---|-----------------|-------|

Fitment of Tough Dog Upper Control arms to vehicles that have Lifts fitted greater than 50mm may suffer from premature ball joint failure due to droop lengths. The use of strut spacers may also affect the performance and longevity of the UCA ball joint due to the limitations of the spherical bearing housing being breached or bound at full suspension droop. There will be no warranty either expressed or implied if the vehicle is used out of legal driving conditions that will include, but is not limited to, jumping of the vehicle.

AIR ASSIST - BELLOWS AIR BAGS

| | | | | |
|--|-----------------------------------|---|-----------------|-------|
| | Bellows Bag kit - Standard Height | 1 | TDAA-116 | \$ Kt |
| | Bellows Bag kit - 40mm Lift | 1 | TDAA-102 | \$ Kt |

Note: Separate Air Assist components can be viewed on page 14.

UPPER CONTROL ARMS - REPLACEMENT COMPONENTS

| | | | | |
|--|--|---|-----------------|-------|
| | Bush Kit to fit one UCA - for TDCA-003 | 1 | TDSK-003 | \$ Ea |
| | Ball joint kit to fit one UCA - for TDCA-003 | 1 | TDSK-004 | \$ Ea |

AIR ASSIST - BELLOWS WIRELESS AIR SYSTEM

| | | | | |
|--|---|---|-----------------|-------|
| | Wireless Air System Suits Bellows Airbags | 1 | TDAS-001 | \$ Kt |
|--|---|---|-----------------|-------|

FRONT INDIVIDUAL COMPONENTS

| | | | | |
|--|--------------------------------------|---|-----------------|-------|
| | Strut Top excluding Bump Stop & Boot | 2 | FOR-4520 | \$ Ea |
| | Bumpstop & Boot | 2 | DB170/B | \$ Ea |

Note: Purchasing the Strut Top (FOR-4520) will require use of the original bumpstop and boot or purchase of a replacement bumpstop and boot (DB170/B) Contact 4Way Suspension to discuss.

REAR INDIVIDUAL COMPONENTS

| | | | | |
|--|-------------------------------------|---|-----------------|-------|
| | Urethane Shackle Bush kit | 1 | TDUK-070 | \$ Kt |
| | U-Bolt kit - Suits FS369C only | 2 | TDUB-040 | \$ Kt |
| | U-Bolt kit - Suits FS369L & LL only | 2 | TDUB-039 | \$ Kt |
| | Greaseable Shackle kit | 1 | TDGS-390 | \$ Kt |
| | Greaseable Pin kit | 1 | TDGP-668 | \$ Kt |
| | Transmission Spacer kit | 1 | TDSP-007 | \$ Kt |

Note: Must be fitted to all Lift kits.

FRONT REPLACEMENT BUSHES (QTY PER SHOCK)

| | | | | |
|--|-------------------|---|-----------------|-------|
| | Fits Bottom Eying | 1 | ADJ00306 | \$ Ea |
|--|-------------------|---|-----------------|-------|

REAR REPLACEMENT BUSHES (QTY PER SHOCK)

| | | | | |
|--|--|---|---------------------|-------|
| | Fits Top Eying - Foam Cell shock | 1 | ADJ00191 | \$ Ea |
| | Fits Bottom eyering - Foam Cell shock | 1 | 4W-SPF420-02 | \$ Ea |
| | Fits Top Eying - Adjustable shock | 1 | 230100 | \$ Ea |
| | Fits Bottom eyering - Adjustable shock | 1 | 230002 | \$ Ea |

FOR GVM UPGRADES, SEE PAGE 56

FORD PXIII RANGER

4x2/4x4 'SINGLE CAB' PX-III (XL) - 2018-2022
 4x2/4x4 'SUPER CAB' PX-III (XL, XLT) - 2018-2022
 4x2/4x4 'DOUBLE CAB' PX-III (XL, XLS, XLT, WILDTRACK) - 2018-2022

FROM
3200 KG*

TO
3510 KG*



WHAT YOU GET:

- **EXTRA PAYLOAD UP TO 310KG**
- **UPGRADED SUSPENSION**
- **IMPROVED HANDLING & LOAD CARRYING**

VEHICLE SPECIFICATIONS

| DESCRIPTION | ORIGINAL EQUIPMENT | TOUGH DOG |
|---------------------------|--------------------|---------------|
| FRONT AXLE RATING | 1480KG | 1480KG |
| REAR AXLE RATING | 1850KG | 2030KG |
| GROSS VEHICLE MASS (GVM) | 3200KG | 3510KG |
| TOWING CAPACITY (BRAKED) | 3500KG | 3500KG |
| GROSS COMBINED MASS (GCM) | 6000KG | 6000KG |

* Payload increase is based on model variant.





FORD

**RANGER
PXIII RAPTOR
08/2018 - 07/2022**

EST. LIFT FRONT: OE HEIGHT | REAR: OE HEIGHT







| FRONT | | | | |
|--|-----------------------------------|-----|----------------|-------|
| CONTENT | DESCRIPTION | QTY | PART NO | RRP |
| COIL SPRINGS | | | | |
|  | With Bar & Winch Only - OE Height | 1 | TDC1022 | \$ Pr |

| REAR | | | | |
|---|----------------------------|-----|----------------|-------|
| CONTENT | DESCRIPTION | QTY | PART NO | RRP |
| COIL SPRINGS | | | | |
|  | 150-300kg load - OE Height | 1 | TDC1023 | \$ Pr |

Note: The Ford Ranger Raptor features Shock Absorber from FOX Suspension, which are an internal-bypass-style shock absorber and are therefore height sensitive in their ride control. When additional accessories like front steel bars, or rear tub accessories are fitted, the ride height of the vehicle is altered, which in turn alters the performance of the shock absorber.

Tough Dog Coil Springs are designed to return the vehicle to the original ride height to maintain the ride quality and should therefore only be fitted in the event that the appropriate level of accessory or other permanent load is present to ensure that the vehicle's ride is not adversely affected.

| AIR ASSIST - BELLOWS AIR BAGS | | | | |
|---|------------------------------|---|-----------------|-------|
|  | Bellows Bag kit - OEM Height | 1 | TDAA-140 | \$ Kt |
| Note: Separate Air Assist components can be viewed on page 14. | | | | |

| AIR ASSIST - BELLOWS WIRELESS AIR SYSTEM | | | | |
|---|--|---|-----------------|-------|
|  | Wireless Air System Suits Bellows Airbags | 1 | TDAS-001 | \$ Kt |
|  | 2 Gal. Air Tank - Upgrade for existing Wireless Air Assist | 1 | TDAS-004 | \$ Kt |
|  | 2 Gal. Air Tank - Complete kit with Control Module | 1 | TDAS-003 | \$ Kt |



FORD

RANGER
P703 RANGER 2.0L 4CYL BTD, 3.0L V6 TD
07/2022 ON
EST. LIFT FRONT: 45MM | REAR: 45MM



| FRONT | | | |
|--|----------------------|----|----|
| FRONT SUSPENSION CHECK LIST | | | |
| You need to order the following items for the front end of your vehicle. | | | |
| | Assembled struts | 2 | Ea |
| | OR | | |
| | Struts | 2 | Ea |
| | Coil Springs | 1 | Pr |
| | Strut Top (Optional) | 2 | Ea |
| Upper Control arms (Optional) | 1 | Pr | |

| REAR | | | |
|---|--|---|----|
| REAR SUSPENSION CHECK LIST | | | |
| You need to order the following items for the rear end of your vehicle. | | | |
| | Shock Absorber | 2 | Ea |
| | Leaf Springs | 2 | Ea |
| | Leaf Spring Fitment Kit (Based on leaf spring choice) | 1 | Kt |
| | Bellows Airbags (Optional) | 1 | Kt |

| CONTENT | DESCRIPTION | QTY | PART NO | RRP |
|--|---|-----|----------------|-------|
| ASSEMBLED STRUTS TO FIT 2.0L 4CYL B-TD MODELS | | | | |
| | FOAM CELL | | | |
| | Assembled Struts are made up of: 1 x Strut, 1 x Coil, 1 x Strut top | | | |
| | No Accessories | 1 | FOR-013 | \$ Ea |
| | Bar or Bar & Winch | 1 | FOR-014 | \$ Ea |
| | Bar, Winch, Dual Batteries, Underbody Protection | 1 | FOR-015 | \$ Ea |
| | 40MM ADJUSTABLE | | | |
| | Assembled Struts are made up of: 1 x Strut, 1 x Coil, 1 x Strut top | | | |
| | No Accessories | 1 | FOR-009 | \$ Ea |
| | Bar or Bar & Winch | 1 | FOR-010 | \$ Ea |
| | Bar, Winch, Dual Batteries, Underbody Protection | 1 | FOR-011 | \$ Ea |

| CONTENT | DESCRIPTION | QTY | PART NO | RRP |
|-----------------------------------|---|-----|-----------------|-------|
| FOAM CELL - SHOCK ABSORBER | | | | |
| | Up to 45mm Lift | 2 | FC43044 | \$ Ea |
| | 40MM ADJUSTABLE - SHOCK ABSORBER | | | |
| | Up to 45mm Lift | 2 | BM403044 | \$ Ea |

| ASSEMBLED STRUTS TO FIT 3.0L V6 TD MODELS | | | | |
|--|---|---|----------------|-------|
| | FOAM CELL | | | |
| | Assembled Struts are made up of: 1 x Strut, 1 x Coil, 1 x Strut top | | | |
| | No Accessories | 1 | FOR-014 | \$ Ea |
| | Bar or Bar & Winch | 1 | FOR-015 | \$ Ea |
| | Bar, Winch, Dual Batteries, Underbody Protection | 1 | FOR-016 | \$ Ea |
| | 40MM ADJUSTABLE | | | |
| | Assembled Struts are made up of: 1 x Strut, 1 x Coil, 1 x Strut top | | | |
| | No Accessories | 1 | FOR-010 | \$ Ea |
| | Bar or Bar & Winch | 1 | FOR-011 | \$ Ea |
| | Bar, Winch, Dual Batteries, Underbody Protection | 1 | FOR-012 | \$ Ea |

| STRUT - FOAM CELL | | | | |
|--------------------------|---|---|-----------------|-------|
| | Up to 45mm Lift - Strut Only/ No Coil/ No Strut top | 2 | FC404934 | \$ Ea |
| | STRUT - 40MM ADJUSTABLE | | | |
| | Up to 45mm Lift - Strut Only/ No Coil/ No Strut top | 2 | BM404934 | \$ Ea |

FOR GVM UPGRADES, SEE PAGE 60

FITTING SHEET (LOCATED PAGE 320) MUST BE COMPLETED WHEN SUSPENSION FITTED. FAILURE TO COMPLY MAY AFFECT WARRANTY.



FORD

RANGER
P703 RANGER 2.0L 4CYL LTD, 3.0L V6 TD
07/2022 ON
EST. LIFT FRONT: 45MM | REAR: 45MM



| FRONT | | | | |
|-------------------------------------|--|-----|----------------|-------|
| CONTENT | DESCRIPTION | QTY | PART NO | RRP |
| COIL SPRINGS - 2.0L 4CYL LTD | | | | |
| | No Accessories | 1 | TDC1063 | \$ Pr |
| | Bar or Bar & Winch | 1 | TDC1064 | \$ Pr |
| | Bar, Winch, Dual Batteries, Underbody Protection | 1 | TDC1065 | \$ Pr |

| COIL SPRINGS - 3.0L V6 TD | | | | |
|---------------------------|--|---|----------------|-------|
| | No Accessories | 1 | TDC1064 | \$ Pr |
| | Bar or Bar & Winch | 1 | TDC1065 | \$ Pr |
| | Bar, Winch, Dual Batteries, Underbody Protection | 1 | TDC1066 | \$ Pr |

| UPPER CONTROL ARMS | | | | |
|--------------------|--|---|-----------------|-------|
| | Upper Control Arms - suits vehicles with Aluminium Uprights | 1 | TDCA-013 | \$ Pr |
| | Upper Control Arms - suits vehicles with Steel Uprights | 1 | TDCA-014 | \$ Pr |

Fitment of Tough Dog Upper Control arms to vehicles that have Lifts fitted greater than 50mm may suffer from premature ball joint failure due to droop lengths. The use of strut spacers may also affect the performance and longevity of the UCA ball joint due to the limitations of the spherical bearing housing being breached or bound at full suspension droop. There will be no warranty either expressed or implied if the vehicle is used out of legal driving conditions that will include, but is not limited to, jumping of the vehicle.

PRODUCT COMPATIBILITY

TDCA-013 suit XLT, Sport, WildTrak, WildTrak X, & Platinum models.

TDCA-014 suit XL or XLS models.

Please check the material of the OEM Uprights - **either STEEL or ALUMINIUM** - before ordering and fitting.

| UPPER CONTROL ARMS - REPLACEMENT COMPONENTS | | | | |
|---|---|---|-----------------|-------|
| | Bush Kit to fit one UCA - for TDCA-013 & TDCA-014 | 1 | TDSK-028 | \$ Ea |
| | Ball Joint Kit to fit one UCA - for TDCA-013 | 1 | TDSK-029 | \$ Ea |
| | Ball Jointkit to fit one UCA - for TDCA-014 | 1 | TDSK-032 | \$ Ea |

| FRONT INDIVIDUAL COMPONENTS | | | | |
|-----------------------------|--|---|-----------------|-------|
| | Strut Top - excluding Bump Stop & Boot | 2 | FOR-4934 | \$ Ea |
| | Bumpstop & Boot | 2 | DB190/B | \$ Ea |

Note: Fitting the Strut Top (FOR-4934) will require use of the original bumpstop and boot, or purchase of a replacement bumpstop and boot (DB-190B). Contact 4Way Suspension to discuss.

IQ. Light LED-Matrix Headlamp Module

Relocation Bracket must be fitted to Premium Pack optioned models with auto-levelling headlights.

| REAR | | | | |
|---------------------|----------------------------|-----|--------------|-------|
| CONTENT | DESCRIPTION | QTY | PART NO | RRP |
| LEAF SPRINGS | | | | |
| | 0-300kg load | 2 | T88C | \$ Ea |
| | CONSTANT 300kg load | 2 | T88L | \$ Ea |
| | CONSTANT 500kg load | 2 | T88LL | \$ Ea |

| LEAF SPRING FITMENT KIT - FITS T88C | | | | |
|-------------------------------------|-------------------------|---|-----------------|-------|
| | Urethane Shackle Bushes | | | |
| | U-Bolts | | | |
| | Greaseable Shackles | 1 | TDFK-035 | \$ Kt |
| | Greaseable Pins | | | |
| | Centre Bearing Spacer | | | |

| LEAF SPRING FITMENT KIT - FITS T88L & T88LL | | | | |
|---|-------------------------|---|-----------------|-------|
| | Urethane Shackle Bushes | | | |
| | U-Bolts | | | |
| | Greaseable Shackles | 1 | TDFK-036 | \$ Kt |
| | Greaseable Pins | | | |
| | Centre Bearing Spacer | | | |

| AIR ASSIST - BELLOWS AIR BAGS | | | | |
|-------------------------------|-----------------------------------|---|-----------------|-------|
| | Bellows Bag kit - Standard Height | 1 | TDAA-135 | \$ Kt |
| | Bellows Bag kit - 45mm Lift | 1 | TDAA-136 | \$ Kt |

Note: Separate Air Assist components can be viewed on page 14.

| AIR ASSIST - BELLOWS WIRELESS AIR SYSTEM | | | | |
|--|---|---|-----------------|-------|
| | Wireless Air System Suits Bellows Airbags | 1 | TDAS-001 | \$ Kt |

| REAR INDIVIDUAL COMPONENTS | | | | |
|----------------------------|-----------------------------------|---|-------------------|-------|
| | Urethane Shackle Bush kit | 1 | TDUK-070 | \$ Kt |
| | U-Bolt kit - Suits T88C only | 2 | TDUB-016 | \$ Kt |
| | U-Bolt kit - Suits T88L & LL only | 2 | TDUB-016HD | \$ Kt |
| | Greaseable Shackle kit | 1 | TDGS-390 | \$ Kt |
| | Greaseable Pin kit | 1 | TDGP-668 | \$ Kt |
| | Centre Bearing Spacer Kit | 1 | TDSP-030 | \$ Kt |

Note: Must be fitted to all Lift kits.

| | | | | |
|--|--|---|-----------------|-------|
| | Relocation Bracket - Matrix LED Headlight Module | 1 | TDSP-031 | \$ Kt |
|--|--|---|-----------------|-------|

FORD P703 RANGER

4x2/4x4 'SINGLE CAB' P703 (CAB CHASSIS) - 07/2022 ON
 4x2/4x4 'SUPER CAB' P703 (CAB CHASSIS, UTILITY, XL, XLT) - 07/2022 ON
 4x2 'DOUBLE CAB' P703 (CAB CHASSIS, UTILITY, XL, XLS, XLT) - 07/2022 ON
 4x4 ALT 'DOUBLE CAB' P703 (XL) - 07/2022 ON
 4x4 'DOUBLE CAB' P703 (CAB CHASSIS, UTILITY, XL, XLS, XLT, SPORT, WILDTRAK) - 07/2022 ON
 4WD 'DOUBLE CAB' P703 (XLT, SPORT, WILDTRAK, PLATINUM 18") - 07/2022 ON

FROM
3230 KG*

TO
3750 KG*



WHAT YOU GET:

- **EXTRA PAYLOAD UP TO 520KG**
- **UPGRADED SUSPENSION**
- **IMPROVED HANDLING & LOAD CARRYING**

VEHICLE SPECIFICATIONS

| DESCRIPTION | ORIGINAL EQUIPMENT | TOUGH DOG |
|---------------------------|--------------------|------------------------|
| FRONT AXLE RATING | 1450KG / 1490KG | 1650KG |
| REAR AXLE RATING | 1959KG | 2100KG |
| GROSS VEHICLE MASS (GVM) | 3230KG TO 3280KG† | 3750KG |
| TOWING CAPACITY (BRAKED) | 3500KG | 3500KG |
| GROSS COMBINED MASS (GCM) | 6200KG TO 6400KG† | REFER OEM SPECS |

* Payload increase is based on model variant.
 † Refer OEM Specifications for your vehicle's factory GVM & GCM




FORD




**RANGER
P703 RANGER RAPTOR
07/2022 ON**

EST. LIFT FRONT: OE HEIGHT | REAR: OE HEIGHT



| FRONT | | | | |
|---------|-------------|-----|---------|-----|
| CONTENT | DESCRIPTION | QTY | PART NO | RRP |

| REAR | | | | |
|---|---------------------------------|-----|-----------------|-------|
| CONTENT | DESCRIPTION | QTY | PART NO | RRP |
| AIR ASSIST - BELLOWS AIR BAGS | | | | |
|  | Bellows Bag kit - OEM Height | 1 | TDAA-144 | \$ Kt |
| Note: Separate Air Assist components can be viewed on page 14. | | | | |

| AIR ASSIST - BELLOWS WIRELESS AIR SYSTEM | | | | |
|---|--|---|-----------------|-------|
|  | Wireless Air System Suits Bellows Airbags | 1 | TDAS-001 | \$ Kt |
|  | 2 Gal. Air Tank - Upgrade for existing Wireless Air Assist | 1 | TDAS-004 | \$ Kt |
|  | 2 Gal. Air Tank - Complete kit with Control Module | 1 | TDAS-003 | \$ Kt |

THIS PAGE IS INTENTIONALLY BLANK



GREAT WALL

UTE
WINGLE, SAILOR
06/2009-2016

EST. LIFT FRONT: 45MM | REAR: 45MM



| FRONT | | | | |
|--|----------------|---|----|--|
| FRONT SUSPENSION CHECK LIST | | | | |
| You need to order the following items for the front end of your vehicle. | | | | |
| | Shock Absorber | 2 | Ea | |
| | Torsion Bar | 1 | Pr | |

| REAR | | | | |
|---|-------------------------|---|----|--|
| REAR SUSPENSION CHECK LIST | | | | |
| You need to order the following items for the rear end of your vehicle. | | | | |
| | Shock Absorber | 2 | Ea | |
| | Leaf Springs | 2 | Ea | |
| | Leaf Spring Fitment Kit | 1 | Kt | |

| CONTENT | DESCRIPTION | QTY | PART NO | RRP |
|----------------------------|---|-----|-----------------|-------|
| FOAM CELL - SHOCK ABSORBER | | | | |
| | Up to 45mm Lift | 2 | FC42019B | \$ Ea |
| | FC42019B is to be used for all front applications | | | |

| CONTENT | DESCRIPTION | QTY | PART NO | RRP | |
|-------------------------------|----------------------------------|-----------------|----------------|-------|--|
| NITROGEN GAS - SHOCK ABSORBER | | | | | |
| | OE Height | 2 | BD1382T | \$ Ea | |
| | 45mm Lift | 2 | BD1388T | \$ Ea | |
| | FOAM CELL - SHOCK ABSORBER | | | | |
| | OE Height | 2 | FC41382 | \$ Ea | |
| | 45mm Lift | 2 | FC41388 | \$ Ea | |
| | 40MM ADJUSTABLE - SHOCK ABSORBER | | | | |
| OE Height | 2 | BM401382 | \$ Ea | | |
| 45mm Lift | 2 | BM401388 | \$ Ea | | |

| TORSION BARS | | | | |
|--|---------------|---|------------------|-------|
| | 30mm / 1145mm | 1 | 4WTB-1559 | \$ Pr |
| Note: Adjust Torsion Bars after fitting shocks - ensure a minimum of 60mm droop is maintained | | | | |

| LEAF SPRINGS | | | | |
|--------------|----------------------------|---|---------------|-------|
| | 0-300kg load | 2 | FS213 | \$ Ea |
| | CONSTANT 300kg load | 2 | FS213H | \$ Ea |

| LEAF SPRING FITMENT KIT | | | | |
|-------------------------|-------------------------|---|-----------------|-------|
| | Urethane Shackle Bushes | | TDUK-065 | |
| | U-Bolts | | TDUB-039 | |
| | Greaseable Shackles | 1 | TDFK-005 | \$ Kt |
| | Greaseable Pins | | TDGP-668 | |

| REAR INDIVIDUAL COMPONENTS | | | | |
|----------------------------|---------------------------|---|-----------------|-------|
| | Urethane Shackle Bush Kit | 1 | TDUK-065 | \$ Kt |
| | U-Bolt Kit | 2 | TDUB-039 | \$ Kt |
| | Greaseable Shackle Kit | 1 | TDGS-386 | \$ Kt |
| | Greaseable Pin Kit | 1 | TDGP-668 | \$ Kt |

| FRONT REPLACEMENT BUSHES (QTY PER SHOCK) | | | | |
|--|-------------------|---|---------------|-------|
| | Fits Top Pin | 2 | TW959 | \$ Ea |
| | Fits Bottom Eying | 1 | 412772 | \$ Ea |

| REAR REPLACEMENT BUSHES (QTY PER SHOCK) | | | | |
|---|-------------------------|---|---------------|-------|
| | Fits Top & Bottom Eying | 2 | 404702 | \$ Ea |



GREAT WALL

HOVER, SAFE, HAVAL

2009-2016

EST. LIFT FRONT: 30MM | REAR: 30MM



| FRONT | | | | |
|--|----------------|---|----|--|
| FRONT SUSPENSION CHECK LIST | | | | |
| You need to order the following items for the front end of your vehicle. | | | | |
| | Shock Absorber | 2 | Ea | |
| | Torsion Bar | 1 | Pr | |

| REAR | | | | |
|---|----------------|---|----|--|
| REAR SUSPENSION CHECK LIST | | | | |
| You need to order the following items for the rear end of your vehicle. | | | | |
| | Shock Absorber | 2 | Ea | |
| | Coil Springs | 1 | Pr | |

| CONTENT | DESCRIPTION | QTY | PART NO | RRP |
|----------------------------|---|-----|-----------------|-------|
| FOAM CELL - SHOCK ABSORBER | | | | |
| | Up to 30mm Lift | 2 | FC42019B | \$ Ea |
| | FC42019B is to be used for all front applications | | | |

| CONTENT | DESCRIPTION | QTY | PART NO | RRP |
|----------------------------|----------------------------------|-----|-----------------|-------|
| FOAM CELL - SHOCK ABSORBER | | | | |
| | Up to 30mm Lift | 2 | FC41460 | \$ Ea |
| | 40MM ADJUSTABLE - SHOCK ABSORBER | | | |
| | Up to 30mm Lift | 2 | BM401460 | \$ Ea |

| TORSION BARS | | | | |
|---|-------------|---|------------------|-------|
| | 30mm/1145mm | 1 | 4WTB-1559 | \$ Pr |
| Note: Adjust Torsion Bars after fitting shocks - ensure a minimum of 60mm droop is maintained | | | | |

| COIL SPRINGS | | | | |
|--------------|----------------------------|---|---------------|-------|
| | 0-300kg load | 1 | TDC045 | \$ Pr |
| | CONSTANT 300kg load | 1 | TDC047 | \$ Pr |

| FRONT REPLACEMENT BUSHES (QTY PER SHOCK) | | | | |
|--|-------------------|---|---------------|-------|
| | Fits Top Pin | 2 | TW959 | \$ Ea |
| | Fits Bottom Eying | 1 | 412772 | \$ Ea |

| REAR REPLACEMENT BUSHES (QTY PER SHOCK) | | | | |
|---|-------------------|---|-----------------|-------|
| | Fits Top Pin | 2 | TW959 | \$ Ea |
| | Fits Bottom Eying | 1 | TW038-16 | \$ Ea |



GREAT WALL STEED

2016-2020

EST. LIFT FRONT: 40MM | REAR: 40MM



| FRONT | | | | |
|--|----------------|---|----|--|
| FRONT SUSPENSION CHECK LIST | | | | |
| You need to order the following items for the front end of your vehicle. | | | | |
| | Shock Absorber | 2 | Ea | |
| | Torsion Bar | 1 | Pr | |

| REAR | | | | |
|---|-------------------------|---|----|--|
| REAR SUSPENSION CHECK LIST | | | | |
| You need to order the following items for the rear end of your vehicle. | | | | |
| | Shock Absorber | 2 | Ea | |
| | Leaf Springs | 2 | Ea | |
| | Leaf Spring Fitment Kit | 1 | Kt | |

| CONTENT | DESCRIPTION | QTY | PART NO | RRP |
|----------------------------|---|-----|-----------------|-------|
| FOAM CELL - SHOCK ABSORBER | | | | |
| | Up to 40mm Lift | 2 | FC42019B | \$ Ea |
| | FC42019B is to be used for all front applications | | | |

| CONTENT | DESCRIPTION | QTY | PART NO | RRP |
|-------------------------------|----------------------------------|-----------------|----------------|-------|
| NITROGEN GAS - SHOCK ABSORBER | | | | |
| | Up to 40mm Lift | 2 | BD1382T | \$ Ea |
| | FOAM CELL - SHOCK ABSORBER | | | |
| | Up to 40mm Lift | 2 | FC41382 | \$ Ea |
| | 40MM ADJUSTABLE - SHOCK ABSORBER | | | |
| Up to 40mm Lift | 2 | BM401382 | \$ Ea | |

| TORSION BARS | | | | |
|--|-------------|---|------------------|-------|
| | 30mm/1145mm | 1 | 4WTB-1559 | \$ Pr |
| Note: Adjust Torsion Bars after fitting shocks - ensure a minimum of 60mm droop is maintained | | | | |

| LEAF SPRINGS | | | | |
|--------------|----------------------------|---|---------------|-------|
| | 0-300kg load | 2 | FS213 | \$ Ea |
| | CONSTANT 300kg load | 2 | FS213H | \$ Ea |

| LEAF SPRING FITMENT KIT | | | | |
|-------------------------|---------------------------|---|-----------------|----------------|
| | Urethane Shackle Bush Kit | | | TDUK-065 |
| | U-Bolt Kit | | | TDUB-017 |
| | Greasable Shackle Kit | 1 | TDFK-006 | TDGS-386 \$ Kt |
| | Greasable Pin Kit | | | TDGP-668 |
| | Handbrake Relocation Kit | | | TDSP-025 |

| REAR INDIVIDUAL COMPONENTS | | | | |
|---|---------------------------|---|-----------------|-------|
| | Urethane Shackle Bush Kit | 1 | TDUK-065 | \$ Kt |
| | U-Bolt Kit | 2 | TDUB-017 | \$ Kt |
| | Greasable Shackle Kit | 1 | TDGS-386 | \$ Kt |
| | Greasable Pin Kit | 1 | TDGP-668 | \$ Kt |
| | Handbrake Relocation Kit | 1 | TDSP-025 | \$ Kt |
| Note: Must be fitted to all Lift kits. | | | | |

| FRONT REPLACEMENT BUSHES (QTY PER SHOCK) | | | | |
|--|---------------------|---|---------------|-------|
| | Fits Top Pin | 2 | TW959 | \$ Ea |
| | Fits Bottom Eyering | 1 | 412772 | \$ Ea |

| REAR REPLACEMENT BUSHES (QTY PER SHOCK) | | | | |
|---|---------------------------|---|---------------|-------|
| | Fits Top & Bottom Eyering | 2 | 404702 | \$ Ea |



GREAT WALL

CANNON / P-SERIES

2019 ON

EST. LIFT FRONT: 50MM | REAR: 40MM



| FRONT | | | | |
|--|----------------------|---|----|--|
| FRONT SUSPENSION CHECK LIST | | | | |
| You need to order the following items for the front end of your vehicle. | | | | |
| | Assembled struts | 2 | Ea | |
| | OR | | | |
| | Struts | 2 | Ea | |
| | Coil Springs | 1 | Pr | |
| | Strut Top (Optional) | 2 | Ea | |

| REAR | | | | |
|---|--|---|----|--|
| REAR SUSPENSION CHECK LIST | | | | |
| You need to order the following items for the rear end of your vehicle. | | | | |
| | Shock Absorber | 2 | Ea | |
| | Leaf Springs | 2 | Ea | |
| | Leaf Spring Fitment Kit (Based on leaf spring choice) | 1 | Kt | |
| | Bellows Airbags (Optional) | 1 | Kt | |

| CONTENT | DESCRIPTION | QTY | PART NO | RRP | |
|---|---|-----|----------------|-------|--|
| ASSEMBLED STRUTS - FOAM CELL | | | | | |
| Assembled Struts are made up of: 1 x Strut, 1 x Coil, 1 x Strut top | | | | | |
| | No Accessories | 2 | GWM-003 | \$ Ea | |
| | With Bar / Bar & Winch | 2 | GWM-004 | \$ Ea | |
| | ASSEMBLED STRUTS - 40MM ADJUSTABLE | | | | |
| | Assembled Struts are made up of: 1 x Strut, 1 x Coil, 1 x Strut top | | | | |
| | No Accessories | 2 | GWM-001 | \$ Ea | |
| | With Bar / Bar & Winch | 2 | GWM-002 | \$ Ea | |

| CONTENT | DESCRIPTION | QTY | PART NO | RRP |
|----------------------------|----------------------------------|-----|-----------------|-------|
| FOAM CELL - SHOCK ABSORBER | | | | |
| | Up to 40mm Lift | 2 | FC43040 | \$ Ea |
| | 40MM ADJUSTABLE - SHOCK ABSORBER | | | |
| | Up to 40mm Lift | 2 | BM403040 | \$ Ea |

| STRUT - FOAM CELL | | | | |
|-------------------|---|---|-----------------|-------|
| | Up to 50mm Lift - Strut Only/ No Coil/ No Strut top | 2 | FC404931 | \$ Ea |
| | STRUT - 40MM ADJUSTABLE | | | |
| | Up to 50mm Lift - Strut Only/ No Coil/ No Strut top | 2 | BM404931 | \$ Ea |

| COIL SPRINGS | | | | |
|--------------|-------------------------|---|----------------|-------|
| | No Accessories | 1 | TDC1047 | \$ Pr |
| | With Bar or Bar & Winch | 1 | TDC1048 | \$ Pr |

| LEAF SPRINGS | | | | |
|--------------|----------------------|---|--------------|-------|
| | 0-300 kg load | 2 | T87C | \$ Ea |
| | CONSTANT 300 kg load | 2 | T87L | \$ Ea |
| | CONSTANT 500 kg load | 2 | T87LL | \$ Ea |

| LEAF SPRING FITMENT KIT - FITS T87LL | | | | |
|--------------------------------------|-------------------------|---|-----------------|----------------|
| | Urethane Shackle bushes | | | TDUK-088 |
| | U-Bolts | | | TDUB-039 |
| | Greaseable Shackles | 1 | TDFK-007 | TDGS-390 \$ Kt |
| | Greaseable Pins | | | TDGP-668 |
| | Centre bearing kit | | | TDSP-027 |



GREAT WALL

CANNON / P-SERIES

2019 ON
EST. LIFT FRONT: 50MM | REAR: 40MM



| FRONT | | | | |
|---------|-------------|-----|---------|-----|
| CONTENT | DESCRIPTION | QTY | PART NO | RRP |

| REAR | | | | |
|--|-------------------------|-----|-----------------|-------|
| CONTENT | DESCRIPTION | QTY | PART NO | RRP |
| LEAF SPRING FITMENT KIT - FITS T87C / L | | | | |
| | Urethane Shackle bushes | | TDUK-088 | |
| | U-Bolts | | TDUB-040 | |
| | Greaseable Shackles | 1 | TDFK-008 | \$ Kt |
| | Greaseable Pins | | TDGP-668 | |
| | Centre bearing kit | | TDSP-027 | |

| UPPER CONTROL ARMS | | | | |
|--|--------------------|---|-----------------|-------|
| | Upper Control Arms | 1 | TDCA-012 | \$ Pr |
| <p>Fitment of Tough Dog Upper Control arms to vehicles that have Lifts fitted greater than 50mm may suffer from premature ball joint failure due to droop lengths. The use of strut spacers may also affect the performance and longevity of the UCA ball joint due to the limitations of the spherical bearing housing being breached or bound at full suspension droop. There will be no warranty either expressed or implied if the vehicle is used out of legal driving conditions that will include, but is not limited to, jumping of the vehicle.</p> | | | | |

| AIR ASSIST - BELLOWS AIR BAGS | | | | |
|--|------------------------------|---|-----------------|-------|
| | Bellows Bag Kit - OEM Height | 1 | TDAA-132 | \$ Kt |
| | Bellows Bag Kit - 40mm Lift | 1 | TDAA-133 | \$ Kt |
| <p>Note: Separate Air Assist components can be viewed on page 14.</p> | | | | |

| UPPER CONTROL ARMS - REPLACEMENT COMPONENTS | | | | |
|---|--|---|-----------------|-------|
| | Bush Kit to fit one UCA - for TDCA-012 | 1 | TDSK-024 | \$ Ea |
| | Ball joint kit to fit one UCA - for TDCA-012 | 1 | TDSK-025 | \$ Ea |

| AIR ASSIST - BELLOWS WIRELESS AIR SYSTEM | | | | |
|--|---|---|-----------------|-------|
| | Wireless Air System Suits Bellows Airbags | 1 | TDAS-001 | \$ Kt |

| FRONT INDIVIDUAL COMPONENTS | | | | |
|-----------------------------|-----------|---|-----------------|-------|
| | Strut Top | 2 | GWM-4931 | \$ Ea |

| REAR INDIVIDUAL COMPONENTS | | | | |
|---|-------------------------------|---|-----------------|-------|
| | Urethane Shackle Bush kit | 1 | TDUK-088 | \$ Kt |
| | U-Bolt kit - T87C & T87L Only | 2 | TDUB-040 | \$ Kt |
| | U-Bolt kit - T87LL Only | 2 | TDUB-039 | \$ Kt |
| | Greaseable Shackle kit | 1 | TDGS-390 | \$ Kt |
| | Greaseable Pin kit | 1 | TDGP-668 | \$ Kt |
| | Centre Bearing kit | 1 | TDSP-027 | \$ Ea |
| <p>Note: Must be fitted with all kits.</p> | | | | |



GREAT WALL

**TANK
300
2020 ON**
EST. LIFT FRONT: 50MM | REAR: 50MM



| FRONT | | | | |
|--|-------------------------------|---|----|--|
| FRONT SUSPENSION CHECK LIST | | | | |
| You need to order the following items for the front end of your vehicle. | | | | |
| | Assembled struts | 2 | Ea | |
| | OR | | | |
| | Struts | 2 | Ea | |
| | Coil Springs | 1 | Pr | |
| | Strut Top (Optional) | 2 | Ea | |
| | Upper Control Arms (Optional) | 1 | Pr | |

| REAR | | | | |
|---|--------------------------------|---|----|--|
| REAR SUSPENSION CHECK LIST | | | | |
| You need to order the following items for the rear end of your vehicle. | | | | |
| | Shock Absorber | 2 | Ea | |
| | Coil Springs | 1 | Pr | |
| | Sway Bar Link Kit | 1 | Kt | |
| | Coil Insert Airbags (Optional) | 1 | Kt | |

| CONTENT | DESCRIPTION | QTY | PART NO | RRP |
|---|--|-----|----------------|-------|
| ASSEMBLED STRUTS - FOAM CELL | | | | |
| Assembled Struts are made up of: 1 x Strut, 1 x Coil, 1 x Strut top | | | | |
| | Up to 50mm Lift - No Accessories | 2 | GWM-007 | \$ Ea |
| | Up to 50mm Lift - With Bar / Bar & Winch | 2 | GWM-008 | \$ Ea |
| ASSEMBLED STRUTS - 40MM ADJUSTABLE | | | | |
| Assembled Struts are made up of: 1 x Strut, 1 x Coil, 1 x Strut top | | | | |
| | Up to 50mm Lift - No Accessories | 2 | GWM-005 | \$ Ea |
| | Up to 50mm Lift - With Bar / Bar & Winch | 2 | GWM-006 | \$ Ea |

| CONTENT | DESCRIPTION | QTY | PART NO | RRP |
|----------------------------|----------------------------------|-----|-----------------|-------|
| FOAM CELL - SHOCK ABSORBER | | | | |
| | Up to 50mm Lift | 2 | FC43051 | \$ Ea |
| | 40MM ADJUSTABLE - SHOCK ABSORBER | | | |
| | Up to 50mm Lift | 2 | BM403051 | \$ Ea |

| STRUT - FOAM CELL | | | | |
|-------------------|---|---|-----------------|-------|
| | Up to 50mm Lift - Strut Only / No Coil / No Strut Top | 2 | FC404931 | \$ Ea |
| | STRUT - 40MM ADJUSTABLE | | | |
| | Up to 50mm Lift - Strut Only / No Coil / No Strut Top | 2 | BM404931 | \$ Ea |

| COIL SPRINGS | | | | |
|--------------|--|---|---------------|-------|
| | Up to 50mm Lift - No Accessories | 1 | TDC974 | \$ Pr |
| | Up to 50mm Lift - With Bar / Bar & Winch | 1 | TDC983 | \$ Pr |


| COIL SPRINGS | | | | |
|--------------|----------------|---|----------------|-------|
| | 0-150kg load | 1 | TDC1098 | \$ Pr |
| | 150-300kg load | 1 | TDC1099 | \$ Pr |




GREAT WALL


**TANK
300
2020 ON**
EST. LIFT FRONT: 50MM | REAR: 50MM






| FRONT | | | | |
|--|--------------------|-----|-----------------|-------|
| CONTENT | DESCRIPTION | QTY | PART NO | RRP |
| UPPER CONTROL ARMS | | | | |
|  | Upper Control Arms | 1 | TDCA-012 | \$ Pr |
| <p>Fitment of Tough Dog Upper Control arms to vehicles that have Lifts fitted greater than 50mm may suffer from premature ball joint failure due to droop lengths. The use of strut spacers may also affect the performance and longevity of the UCA ball joint due to the limitations of the spherical bearing housing being breached or bound at full suspension droop. There will be no warranty either expressed or implied if the vehicle is used out of legal driving conditions that will include, but is not limited to, jumping of the vehicle.</p> | | | | |


| REAR | | | | |
|---|---------------------------------|-----|-----------------|-------|
| CONTENT | DESCRIPTION | QTY | PART NO | RRP |
| AIR ASSIST - COIL INSERT AIR BAGS | | | | |
|  | Coil Insert Bag Kit - OE Height | 1 | TDAA-035 | \$ Kt |
| | Coil Insert Bag Kit - 50mm Lift | 1 | TDAA-036 | \$ Kt |
| <p>Note: Separate Air Assist components can be viewed on page 14.</p> | | | | |

| UPPER CONTROL ARMS - REPLACEMENT COMPONENTS | | | | |
|---|--|---|-----------------|-------|
| | Bush Kit to fit one UCA - for TDCA-012 | 1 | TDSK-024 | \$ Ea |
| | Ball joint kit to fit one UCA - for TDCA-012 | 1 | TDSK-025 | \$ Ea |

| AIR ASSIST - COIL INSERT WIRELESS AIR SYSTEM | | | | |
|---|---|---|-----------------|-------|
|  | Wireless Air System Suits Coil Insert Airbags | 1 | TDAS-002 | \$ Kt |

| PANHARD ROD | | | | |
|---|---------------------------------------|---|-----------------|-------|
|  | Adjustable | 1 | TDPR-200 | \$ Ea |
|  | Rear Panhard Rod replacement bush kit | 1 | TDUK-032 | \$ Kt |

| FRONT INDIVIDUAL COMPONENTS | | | | |
|---|-----------|---|-----------------|-------|
|  | Strut Top | 2 | GWM-4931 | \$ Ea |

| REAR INDIVIDUAL COMPONENTS | | | | |
|---|-------------------|---|-----------------|-------|
|  | Sway Bar Link Kit | 1 | TDSP-036 | \$ Kt |



HOLDEN

**FRONTERA
MB & MX**

10/1995-1999 & 03/1999-2004

EST. LIFT FRONT: 40MM | REAR: 40MM



| FRONT | | | | |
|--|----------------|---|----|--|
| FRONT SUSPENSION CHECK LIST | | | | |
| You need to order the following items for the front end of your vehicle. | | | | |
| | Shock Absorber | 2 | Ea | |
| | Torsion Bar | 1 | Pr | |

| REAR | | | | |
|---|----------------|---|----|--|
| REAR SUSPENSION CHECK LIST | | | | |
| You need to order the following items for the rear end of your vehicle. | | | | |
| | Shock Absorber | 2 | Ea | |
| | Coil Springs | 1 | Pr | |

| CONTENT | DESCRIPTION | QTY | PART NO | RRP |
|----------------------------|-----------------|-----|-----------------|-------|
| FOAM CELL - SHOCK ABSORBER | | | | |
| | Up to 40mm Lift | 2 | FC42019B | \$ Ea |
| | | | | |

| CONTENT | DESCRIPTION | QTY | PART NO | RRP | |
|---|--|-----------------|-----------------|-------|--|
| FOAM CELL - SHOCK ABSORBER (EYE/EYE) | | | | | |
| | Up to 40mm Lift | 2 | FC41200 | \$ Ea | |
| | FOAM CELL - SHOCK ABSORBER (PIN/EYE) | | | | |
| | Up to 40mm Lift | 2 | FC41201B | \$ Ea | |
| | 40MM ADJUSTABLE - SHOCK ABSORBER (EYE/EYE) | | | | |
| | Up to 40mm Lift | 2 | BM401200 | \$ Ea | |
| 40MM ADJUSTABLE - SHOCK ABSORBER (PIN/EYE) | | | | | |
| Up to 40mm Lift | 2 | BM401201 | \$ Ea | | |
| Note: Check mounts before ordering for eye/eye or Pin/eye. | | | | | |

| TORSION BARS | | | | |
|--|-------------|---|------------------|-------|
| | 30mm/1145mm | 1 | 4WTB-1559 | \$ Pr |
| Note: Adjust Torsion Bars after fitting shocks - ensure a minimum of 60mm droop is maintained | | | | |

| COIL SPRINGS | | | | |
|--------------|--|---|----------------|-------|
| | 0-300kg load OE Height (10/95-99 Only) | 1 | TDC290 | \$ Pr |
| | 0-300kg load | 1 | TDC267 | \$ Pr |
| | CONSTANT 300kg load | 1 | TDC267H | \$ Pr |

| FRONT REPLACEMENT BUSHES (QTY PER SHOCK) | | | | |
|--|-------------------|---|---------------|-------|
| | Fits Top Pin | 2 | TW959 | \$ Ea |
| | Fits Bottom Eying | 1 | 412772 | \$ Ea |



HOLDEN

JACKAROO, ISUZU TROOPER

UBS13, 16, 52, 52I

11/1981-1986

EST. LIFT FRONT: 45MM | REAR: 45MM



| FRONT | | | | |
|--|----------------|---|--|----|
| FRONT SUSPENSION CHECK LIST | | | | |
| You need to order the following items for the front end of your vehicle. | | | | |
| | Shock Absorber | 2 | | Ea |
| | Torsion Bar | 1 | | Pr |

| REAR | | | | |
|---|---------------------------|---|--|----|
| REAR SUSPENSION CHECK LIST | | | | |
| You need to order the following items for the rear end of your vehicle. | | | | |
| | Shock Absorber | 2 | | Ea |
| | Leaf Springs | 2 | | Ea |
| | Urethane shackle bush kit | 1 | | Kt |
| | U-Bolt kit | 2 | | Kt |
| | Greaseable Pin kit | 1 | | Kt |

| CONTENT | DESCRIPTION | QTY | PART NO | RRP |
|---|-----------------------------------|-----|-----------------|-------|
| NITROGEN GAS - SHOCK ABSORBER | | | | |
| | Up to 45mm Lift | 2 | BD2057T | \$ Ea |
| | FOAM CELL - SHOCK ABSORBER | | | |
| | Up to 45mm Lift | 2 | FC42057B | \$ Ea |
| FC42057B is to be fitted to all applications where a Foam Cell or Adjustable shock is fitted to the rear. | | | | |

| CONTENT | DESCRIPTION | QTY | PART NO | RRP |
|---|-------------|-----|-----------------|-------|
| NITROGEN GAS - SHOCK ABSORBER | | | | |
| | OE Height | 2 | BD1382T | \$ Ea |
| | 45mm Lift | 2 | BD1388T | \$ Ea |
| FOAM CELL - SHOCK ABSORBER | | | | |
| | OE Height | 2 | FC41382 | \$ Ea |
| | 45mm Lift | 2 | FC41388 | \$ Ea |
| 40MM ADJUSTABLE - SHOCK ABSORBER | | | | |
| | OE Height | 2 | BM401382 | \$ Ea |
| | 45mm Lift | 2 | BM401388 | \$ Ea |

| TORSION BARS | | | | |
|--|------------|---|------------------|-------|
| | 26mm/926mm | 1 | 4WTB-1546 | \$ Pr |
| Note: Adjust Torsion Bars after fitting shocks - ensure a minimum of 60mm droop is maintained | | | | |

| LEAF SPRINGS | | | | |
|--------------|----------------------------|---|---------------|-------|
| | 0-300kg load | 2 | FS113 | \$ Ea |
| | CONSTANT 300kg load | 2 | FS113H | \$ Ea |

| FRONT REPLACEMENT BUSHES (QTY PER SHOCK) | | | | |
|--|-------------------|---|---------------|-------|
| | Fits Top Pin | 2 | TW959 | \$ Ea |
| | Fits Bottom Eying | 1 | 412772 | \$ Ea |

| REAR REPLACEMENT BUSHES (QTY PER SHOCK) | | | | |
|---|-------------------------|---|---------------|-------|
| | Fits Top & Bottom Eying | 2 | 404702 | \$ Ea |



HOLDEN

JACKAROO, ISUZU TROOPER

UBS16, 17, 52, 55

11/1986-1992

EST. LIFT FRONT: 45MM | REAR: 45MM



| FRONT | | | | |
|--|----------------|---|----|--|
| FRONT SUSPENSION CHECK LIST | | | | |
| You need to order the following items for the front end of your vehicle. | | | | |
| | Shock Absorber | 2 | Ea | |
| | Torsion Bar | 1 | Pr | |

| REAR | | | | |
|---|---------------------------|---|----|--|
| REAR SUSPENSION CHECK LIST | | | | |
| You need to order the following items for the rear end of your vehicle. | | | | |
| | Shock Absorber | 2 | Ea | |
| | Leaf Springs | 2 | Ea | |
| | Urethane shackle bush kit | 1 | Kt | |
| | U-Bolt kit | 2 | Kt | |
| | Greaseable Pin kit | 1 | Kt | |

| CONTENT | DESCRIPTION | QTY | PART NO | RRP |
|---|-----------------------------------|-----|-----------------|-------|
| NITROGEN GAS - SHOCK ABSORBER | | | | |
| | Up to 45mm Lift | 2 | BD2057T | \$ Ea |
| | FOAM CELL - SHOCK ABSORBER | | | |
| | Up to 45mm Lift | 2 | FC42057B | \$ Ea |
| FC42057B is to be fitted to all applications where a Foam Cell or Adjustable shock is fitted to the rear. | | | | |

| CONTENT | DESCRIPTION | QTY | PART NO | RRP |
|---|-----------------------------------|-----|-----------------|-------|
| NITROGEN GAS - SHOCK ABSORBER | | | | |
| | OE Height | 2 | BD1105T | \$ Ea |
| | 45mm Lift | 2 | BD1106TB | \$ Ea |
| | FOAM CELL - SHOCK ABSORBER | | | |
| | OE Height | 2 | FC41105 | \$ Ea |
| | 45mm Lift | 2 | FC41106 | \$ Ea |
| 40MM ADJUSTABLE - SHOCK ABSORBER | | | | |
| | OE Height | 2 | BM401105 | \$ Ea |
| | 45mm Lift | 2 | BM401106 | \$ Ea |

| TORSION BARS | | | | |
|---|--------------|---|------------------|-------|
| | 26mm / 997mm | 1 | 4WTB-1548 | \$ Pr |
| Note: Adjust Torsion Bars after fitting shocks - ensure a minimum of 60mm droop is maintained. | | | | |

| LEAF SPRINGS | | | | |
|--------------|----------------------------|---|---------------|-------|
| | 0-300kg load | 2 | FS113 | \$ Ea |
| | CONSTANT 300kg load | 2 | FS113H | \$ Ea |

| FRONT REPLACEMENT BUSHES (QTY PER SHOCK) | | | | |
|--|-------------------|---|---------------|-------|
| | Fits Top Pin | 2 | TW959 | \$ Ea |
| | Fits Bottom Eying | 1 | 412772 | \$ Ea |

| REAR REPLACEMENT BUSHES (QTY PER SHOCK) | | | | |
|---|-------------------|---|---------------|-------|
| | Fits Bottom Eying | 1 | 404702 | \$ Ea |
| | Fits Top Pin | 2 | TW959 | \$ Ea |

| REAR INDIVIDUAL COMPONENTS | | | | |
|----------------------------|---------------------------|---|-----------------|-------|
| | Urethane Shackle Bush Kit | 1 | TDUK-004 | \$ Kt |
| | U-Bolt Kit | 2 | TDUB-006 | \$ Kt |
| | Greaseable Pin Kit | 1 | TDGP-668 | \$ Kt |



HOLDEN
JACKAROO, MONTEREY
UBS25, 26, 69, 73
05/1992-1998 & 09/1998-2004
EST. LIFT FRONT: 40MM | REAR: 40MM



| FRONT | | | |
|--|----------------|---|----|
| FRONT SUSPENSION CHECK LIST | | | |
| You need to order the following items for the front end of your vehicle. | | | |
| | Shock Absorber | 2 | Ea |
| | Torsion Bar | 1 | Pr |

| REAR | | | |
|---|----------------|---|----|
| REAR SUSPENSION CHECK LIST | | | |
| You need to order the following items for the rear end of your vehicle. | | | |
| | Shock Absorber | 2 | Ea |
| | Coil Springs | 1 | Pr |

| CONTENT | DESCRIPTION | QTY | PART NO | RRP |
|----------------------------|---|-----|-----------------|-------|
| FOAM CELL - SHOCK ABSORBER | | | | |
| | Up to 40mm Lift | 2 | FC42019B | \$ Ea |
| | 40MM ADJUSTABLE - SHOCK ABSORBER | | | |
| | Up to 40mm Lift | 2 | BM401200 | \$ Ea |
| | FC42019B is to be used for all front applications | | | |

| CONTENT | DESCRIPTION | QTY | PART NO | RRP |
|----------------------------|----------------------------------|-----|-----------------|-------|
| FOAM CELL - SHOCK ABSORBER | | | | |
| | Up to 40mm Lift | 2 | FC41200 | \$ Ea |
| | 40MM ADJUSTABLE - SHOCK ABSORBER | | | |
| | Up to 40mm Lift | 2 | BM401200 | \$ Ea |

| TORSION BARS | | | | |
|---|---------------|---|------------------|-------|
| | 29.3mm/1220mm | 1 | 4WTB-1549 | \$ Pr |
| Note: Adjust Torsion Bars after fitting shocks - ensure a minimum of 60mm droop is maintained. | | | | |

| COIL SPRINGS - UBS 25, 69 | | | | |
|-------------------------------------|----------------------------|---|-----------------|-------|
| | 0-300kg load | 1 | TDC267 | \$ Pr |
| | CONSTANT 300kg load | 1 | TDC267H | \$ Pr |
| | CONSTANT 500kg load | 1 | TDC267HH | \$ Pr |
| COIL SPRINGS - UBS 26, 73 WIDE BODY | | | | |
| | 0-300kg load | 1 | TDC267H | \$ Pr |
| | CONSTANT 300kg load | 1 | TDC267HH | \$ Pr |

| FRONT REPLACEMENT BUSHES (QTY PER SHOCK) | | | | |
|--|-------------------|---|---------------|-------|
| | Fits Top Pin | 2 | TW959 | \$ Ea |
| | Fits Bottom Eying | 1 | 412772 | \$ Ea |

| REAR REPLACEMENT BUSHES (QTY PER SHOCK) | | | | |
|---|-------------------|---|---------------|-------|
| | Fits Bottom Eying | 1 | 415024 | \$ Ea |



HOLDEN

RODEO
KB4, KBD4
01/1981-1988

EST. LIFT FRONT: 40MM | REAR: 40MM



| FRONT | | | | |
|---------|-------------|-----|---------|-----|
| CONTENT | DESCRIPTION | QTY | PART NO | RRP |

| REAR | | | | |
|--------------------------------------|---|-----------------|----------------|-------|
| CONTENT | DESCRIPTION | QTY | PART NO | RRP |
| NITROGEN GAS - SHOCK ABSORBER | | | | |
| | OE Height | 2 | BD1382T | \$ Ea |
| | 40mm Lift | 2 | BD1388T | \$ Ea |
| | FOAM CELL - SHOCK ABSORBER | | | |
| | OE Height | 2 | FC41382 | \$ Ea |
| | 40mm Lift | 2 | FC41388 | \$ Ea |
| | 40MM ADJUSTABLE - SHOCK ABSORBER | | | |
| OE Height | 2 | BM401382 | \$ Ea | |
| 40mm Lift | 2 | BM401388 | \$ Ea | |

| TORSION BARS | | | | |
|--|---------------------------------|-----|------------------|-------|
| CONTENT | DESCRIPTION | QTY | PART NO | RRP |
| | 26mm / 927mm - 01/81-83 only | 1 | 4WTB-1536 | \$ Pr |
| | 26mm / 926mm - 83-88 only | 1 | 4WTB-1546 | \$ Pr |
| Note: Adjust Torsion Bars after fitting shocks - ensure a minimum of 60mm droop is maintained. | | | | |

| LEAF SPRINGS | | | | |
|--------------|----------------------------|-----|----------------|-------|
| CONTENT | DESCRIPTION | QTY | PART NO | RRP |
| | 0-300kg load | 2 | FS113 | \$ Ea |
| | CONSTANT 300kg load | 2 | FS113H | \$ Ea |
| | CONSTANT 500kg load | 2 | FS113HM | \$ Ea |

| REAR INDIVIDUAL COMPONENTS | | | | |
|----------------------------|---------------------------|-----|-----------------|-------|
| CONTENT | DESCRIPTION | QTY | PART NO | RRP |
| | Urethane Shackle Bush Kit | 1 | TDUK-004 | \$ Kt |
| | U-Bolt Kit | 2 | TDUB-006 | \$ Kt |
| | Greaseable Shackle Kit | 1 | TDGS-386 | \$ Kt |
| | Greaseable Pin Kit | 1 | TDGP-668 | \$ Kt |

| REAR REPLACEMENT BUSHES (QTY PER SHOCK) | | | | |
|---|-------------------------|-----|---------------|-------|
| CONTENT | DESCRIPTION | QTY | PART NO | RRP |
| | Fits Top & Bottom Eying | 2 | 404702 | \$ Ea |



HOLDEN

RODEO
TFS17, 54, 55, TFS25, 77
08/1988-2003

EST. LIFT FRONT: 40MM | REAR: 40MM



| FRONT | | | | |
|--|----------------|---|----|--|
| FRONT SUSPENSION CHECK LIST | | | | |
| You need to order the following items for the front end of your vehicle. | | | | |
| | Shock Absorber | 2 | Ea | |
| | Torsion Bar | 1 | Pr | |

| REAR | | | | |
|---|---------------------------|---|----|--|
| REAR SUSPENSION CHECK LIST | | | | |
| You need to order the following items for the rear end of your vehicle. | | | | |
| | Shock Absorber | 2 | Ea | |
| | Leaf Springs | 2 | Ea | |
| | Urethane shackle bush kit | 1 | Kt | |
| | U-Bolt kit | 2 | Kt | |
| | Greaseable Pin kit | 1 | Kt | |
| | Greaseable Shackle kit | 1 | Kt | |

| CONTENT | DESCRIPTION | QTY | PART NO | RRP |
|--------------------------------------|--|-----|----------------|-------|
| NITROGEN GAS - SHOCK ABSORBER | | | | |
| | Up to 40mm Lift | 2 | BD2057T | \$ Ea |
| | BD2057T is to be used for all front applications | | | |

| CONTENT | DESCRIPTION | QTY | PART NO | RRP | |
|--------------------------------------|---|-----------------|----------------|-------|--|
| NITROGEN GAS - SHOCK ABSORBER | | | | | |
| | OE Height | 2 | BD1382T | \$ Ea | |
| | 40mm Lift | 2 | BD1388T | \$ Ea | |
| | FOAM CELL - SHOCK ABSORBER | | | | |
| | OE Height | 2 | FC41382 | \$ Ea | |
| | 40mm Lift | 2 | FC41388 | \$ Ea | |
| | 40MM ADJUSTABLE - SHOCK ABSORBER | | | | |
| OE Height | 2 | BM401382 | \$ Ea | | |
| 40mm Lift | 2 | BM401388 | \$ Ea | | |

| TORSION BARS | | | | |
|--|-------------------------------|---|------------------|-------|
| | 26mm / 997mm - 36mm Spline | 1 | 4WTB-1548 | \$ Pr |
| | 27mm / 998mm - 33mm Spline | 1 | 4WTB-1566 | \$ Pr |
| Check Spline and Diameter prior to ordering. Adjust Torsion Bars after fitting shocks - ensure a minimum of 60mm droop is maintained. | | | | |

| LEAF SPRINGS | | | | |
|--|----------------------------|---|----------------|-------|
| Check number of leaves - Rare Special Editions have heavier factory leaf packs | | | | |
| | 0-300kg load | 2 | FS113 | \$ Ea |
| | CONSTANT 300kg load | 2 | FS113H | \$ Ea |
| | CONSTANT 500kg load | 2 | FS113HM | \$ Ea |

| FRONT REPLACEMENT BUSHES (QTY PER SHOCK) | | | | |
|--|-------------------|---|---------------|-------|
| | Fits Top Pin | 2 | TW959 | \$ Ea |
| | Fits Bottom Eying | 1 | 412772 | \$ Ea |

| REAR INDIVIDUAL COMPONENTS | | | | |
|----------------------------|---------------------------|---|-----------------|-------|
| | Urethane Shackle Bush Kit | 1 | TDUK-065 | \$ Kt |
| | U-Bolt Kit | 2 | TDUB-005 | \$ Kt |
| | Greaseable Shackle Kit | 1 | TDGS-386 | \$ Kt |
| | Greaseable Pin Kit | 1 | TDGP-668 | \$ Kt |

| REAR REPLACEMENT BUSHES (QTY PER SHOCK) | | | | |
|---|-------------------------|---|---------------|-------|
| | Fits Top & Bottom Eying | 2 | 404702 | \$ Ea |



HOLDEN

RODEO & COLORADO

RA-RC

02/2003-2012

EST. LIFT FRONT: 45MM | REAR: 45MM



| FRONT | | | | |
|--|----------------|---|----|--|
| FRONT SUSPENSION CHECK LIST | | | | |
| You need to order the following items for the front end of your vehicle. | | | | |
| | Shock Absorber | 2 | Ea | |
| | Torsion Bar | 1 | Pr | |

| REAR | | | | |
|---|----------------------------|---|----|--|
| REAR SUSPENSION CHECK LIST | | | | |
| You need to order the following items for the rear end of your vehicle. | | | | |
| | Shock Absorber | 2 | Ea | |
| | Leaf Springs | 2 | Ea | |
| | Leaf Spring Fitment Kit | 1 | Kt | |
| | Bellows Airbags (Optional) | 1 | Kt | |

| CONTENT | DESCRIPTION | QTY | PART NO | RRP |
|----------------------------|---|-----|-----------------|-------|
| FOAM CELL - SHOCK ABSORBER | | | | |
| | Up to 45mm Lift | 2 | FC42019B | \$ Ea |
| | FC42019B is to be fitted to all applications where a Foam Cell or Adjustable shock is fitted to the rear. | | | |

| CONTENT | DESCRIPTION | QTY | PART NO | RRP | |
|----------------------------------|----------------------------|-----|-----------------|-------|--|
| NITROGEN GAS - SHOCK ABSORBER | | | | | |
| | OE Height | 2 | BD1382T | \$ Ea | |
| | 45mm Lift | 2 | BD1388T | \$ Ea | |
| | FOAM CELL - SHOCK ABSORBER | | | | |
| | OE Height | 2 | FC41382 | \$ Ea | |
| | 45mm Lift | 2 | FC41388 | \$ Ea | |
| 40MM ADJUSTABLE - SHOCK ABSORBER | | | | | |
| | OE Height | 2 | BM401382 | \$ Ea | |
| | 45mm Lift | 2 | BM401388 | \$ Ea | |

| TORSION BARS | | | | |
|---|-------------|---|------------------|-------|
| | 30mm/1145mm | 1 | 4WTB-1559 | \$ Pr |
| Note: Adjust Torsion Bars after fitting shocks - ensure a minimum of 60mm droop is maintained. | | | | |

| LEAF SPRINGS | | | | |
|--------------|----------------------------|---|---------------|-------|
| | 0-300kg load | 2 | FS213 | \$ Ea |
| | CONSTANT 300kg load | 2 | FS213H | \$ Ea |

| AIR ASSIST - BELLOWS AIR BAGS | | | | |
|---|-----------------------------|---|-----------------|-------|
| | Bellows Bag kit - 45mm Lift | 1 | TDAA-103 | \$ Kt |
| Note: Separate Air Assist components can be viewed on page 14. | | | | |

| AIR ASSIST - BELLOWS WIRELESS AIR SYSTEM | | | | |
|--|---|---|-----------------|-------|
| | Wireless Air System Suits Bellows Airbags | 1 | TDAS-001 | \$ Kt |

| LEAF SPRING FITMENT KIT | | | | |
|-------------------------|---------------------------|---|-----------------|----------|
| | Urethane Shackle Bush Kit | | | TDUK-065 |
| | U-Bolt Kit | 1 | TDFK-005 | TDUB-039 |
| | Greaseable Shackle Kit | | | TDGS-386 |
| | Greaseable Pin Kit | | | TDGP-668 |
| | | | | |
| | | | | \$ Kt |



HOLDEN

RODEO & COLORADO


RA-RC



02/2003-2012


EST. LIFT FRONT: 45MM | REAR: 45MM



| FRONT | | | | |
|---------|-------------|-----|---------|-----|
| CONTENT | DESCRIPTION | QTY | PART NO | RRP |

| REAR | | | | |
|---|---------------------------|-----|-----------------|-------|
| CONTENT | DESCRIPTION | QTY | PART NO | RRP |
| REAR INDIVIDUAL COMPONENTS | | | | |
|  | Urethane Shackle Bush Kit | 1 | TDUK-065 | \$ Kt |
|  | U-Bolt Kit | 2 | TDUB-039 | \$ Kt |
|  | Greaseable Shackle Kit | 1 | TDGS-386 | \$ Kt |
|  | Greaseable Pin Kit | 1 | TDGP-668 | \$ Kt |

| FRONT REPLACEMENT BUSHES (QTY PER SHOCK) | | | | |
|---|-------------------|---|---------------|-------|
|  | Fits Top Pin | 2 | TW959 | \$ Ea |
|  | Fits Bottom Eying | 1 | 412772 | \$ Ea |

| REAR REPLACEMENT BUSHES (QTY PER SHOCK) | | | | |
|---|-------------------------|---|---------------|-------|
|  | Fits Top & Bottom Eying | 2 | 404702 | \$ Ea |



HOLDEN

**COLORADO
RG**

07/2012-06/2016

EST. LIFT FRONT: 40MM | REAR: 40MM



| FRONT | | | | |
|--|----------------------|---|----|--|
| FRONT SUSPENSION CHECK LIST | | | | |
| You need to order the following items for the front end of your vehicle. | | | | |
| | Assembled struts | 2 | Ea | |
| | OR | | | |
| | Struts | 2 | Ea | |
| | Coil Springs | 1 | Pr | |
| | Strut Top (Optional) | 2 | Ea | |

| REAR | | | | |
|---|----------------------------|---|----|--|
| REAR SUSPENSION CHECK LIST | | | | |
| You need to order the following items for the rear end of your vehicle. | | | | |
| | Shock Absorber | 2 | Ea | |
| | Leaf Springs | 2 | Ea | |
| | Leaf Spring Fitment kit | 1 | Kt | |
| | Bellows Airbags (Optional) | 1 | Kt | |

| CONTENT | DESCRIPTION | QTY | PART NO | RRP | |
|---|---|-----|---------|-------|--|
| ASSEMBLED STRUTS - FOAM CELL | | | | | |
| Assembled Struts are made up of: 1 x Strut, 1 x Coil, 1 x Strut top | | | | | |
| | Up to Steel Bar | 2 | HOL-003 | \$ Ea | |
| | With Steel Bar & Winch | 2 | HOL-004 | \$ Ea | |
| | ASSEMBLED STRUTS - 40MM ADJUSTABLE | | | | |
| | Assembled Struts are made up of: 1 x Strut, 1 x Coil, 1 x Strut top | | | | |
| | Up to Steel Bar | 2 | HOL-001 | \$ Ea | |
| | With Steel Bar & Winch | 2 | HOL-002 | \$ Ea | |

| CONTENT | DESCRIPTION | QTY | PART NO | RRP | |
|-------------------------------|----------------------------------|-----|----------|-------|--|
| NITROGEN GAS - SHOCK ABSORBER | | | | | |
| | Up to 40mm Lift | 2 | BD1382T | \$ Ea | |
| | FOAM CELL - SHOCK ABSORBER | | | | |
| | Up to 40mm Lift | 2 | FC41382 | \$ Ea | |
| | 40MM ADJUSTABLE - SHOCK ABSORBER | | | | |
| | Up to 40mm Lift | 2 | BM401382 | \$ Ea | |

| STRUT - FOAM CELL | | | | |
|-------------------|---|---|----------|-------|
| | Up to 40mm Lift - Strut Only/ No Coil/ No Strut Top | 2 | FC404200 | \$ Ea |
| | STRUT - 40MM ADJUSTABLE | | | |
| | Up to 40mm Lift - Strut Only/ No Coil/ No Strut Top | 2 | BM404200 | \$ Ea |

| COIL SPRINGS | | | | |
|--------------|------------------------------------|---|--------|-------|
| | Up to Steel Bar - 40mm Lift | 1 | TDC270 | \$ Pr |
| | With Steel Bar & Winch - 40mm Lift | 1 | TDC974 | \$ Pr |

| LEAF SPRINGS | | | | |
|--------------|---------------------|---|---------|-------|
| | 0-300 kg load | 2 | FS214C | \$ Ea |
| | CONSTANT 300kg load | 2 | FS214L | \$ Ea |
| | CONSTANT 500kg load | 2 | FS214LL | \$ Ea |



HOLDEN

**COLORADO
RG**

07/2012-06/2016

EST. LIFT FRONT: 40MM | REAR: 40MM




FRONT

| CONTENT | DESCRIPTION | QTY | PART NO | RRP |
|---------|-------------|-----|---------|-----|
|---------|-------------|-----|---------|-----|

REAR


| CONTENT | DESCRIPTION | QTY | PART NO | RRP |
|---------|-------------|-----|---------|-----|
|---------|-------------|-----|---------|-----|

UPPER CONTROL ARMS

| | | | | |
|--|--------------------|---|-----------------|-------|
|  | Upper Control Arms | 1 | TDCA-001 | \$ Pr |
|--|--------------------|---|-----------------|-------|

Fitment of Tough Dog Upper Control arms to vehicles that have Lifts fitted greater than 50mm may suffer from premature ball joint failure due to droop lengths. The use of strut spacers may also affect the performance and longevity of the UCA ball joint due to the limitations of the spherical bearing housing being breached or bound at full suspension droop. There will be no warranty either expressed or implied if the vehicle is used out of legal driving conditions that will include, but is not limited to, jumping of the vehicle.

AIR ASSIST - BELLOWS AIR BAGS


| | | | | |
|---|------------------------------|---|-----------------|-------|
|  | Bellows Bag Kit - OEM Height | 1 | TDAA-118 | \$ Kt |
| | Bellows Bag Kit - 40mm Lift | 1 | TDAA-104 | \$ Kt |

Note: Separate Air Assist components can be viewed on page 14.

UPPER CONTROL ARMS - REPLACEMENT COMPONENTS

| | | | | |
|--|--|---|-----------------|-------|
| | Bush Kit to fit one UCA - for TDCA-001 | 1 | TDSK-030 | \$ Ea |
| | Ball joint kit to fit one UCA - for TDCA-001 | 1 | TDSK-031 | \$ Ea |





AIR ASSIST - BELLOWS WIRELESS AIR SYSTEM

| | | | | |
|---|---|---|-----------------|-------|
|  | Wireless Air System Suits Bellows Airbags | 1 | TDAS-001 | \$ Kt |
|---|---|---|-----------------|-------|


FRONT INDIVIDUAL COMPONENTS

| | | | | |
|--|-----------|---|-----------------|-------|
|  | Strut Top | 2 | ISU-4929 | \$ Ea |
|--|-----------|---|-----------------|-------|


REAR INDIVIDUAL COMPONENTS

| | | | | |
|---|---------------------------|---|-----------------|-------|
|  | Urethane Shackle Bush Kit | 1 | TDUK-071 | \$ Kt |
|  | U-Bolt Kit | 2 | TDUB-016 | \$ Kt |
|  | Greaseable Shackle Kit | 1 | TDGS-391 | \$ Kt |
|  | Greaseable Pin Kit | 1 | TDGP-668 | \$ Kt |

FRONT REPLACEMENT BUSHES (QTY PER SHOCK)

| | | | | |
|---|-------------------|---|-------------------|-------|
|  | Fits Bottom Eying | 1 | ADJ300/40A | \$ Ea |
|---|-------------------|---|-------------------|-------|

REAR REPLACEMENT BUSHES (QTY PER SHOCK)

| | | | | |
|---|-------------------------|---|---------------|-------|
|  | Fits Top & Bottom Eying | 2 | 404702 | \$ Ea |
|---|-------------------------|---|---------------|-------|



HOLDEN

COLORADO
RG MMU142, GH1700

06/2016-2023

EST. LIFT FRONT: 40MM | REAR: 40MM



| FRONT | | | | |
|--|----------------------|---|----|--|
| FRONT SUSPENSION CHECK LIST | | | | |
| You need to order the following items for the front end of your vehicle. | | | | |
| | Assembled struts | 2 | Ea | |
| | OR | | | |
| | Struts | 2 | Ea | |
| | Coil Springs | 1 | Pr | |
| | Strut Top (Optional) | 2 | Ea | |

| REAR | | | | |
|---|----------------------------|---|----|--|
| REAR SUSPENSION CHECK LIST | | | | |
| You need to order the following items for the rear end of your vehicle. | | | | |
| | Shock Absorber | 2 | Ea | |
| | Leaf Springs | 2 | Ea | |
| | Leaf Spring Fitment kit | 1 | Kt | |
| | Bellows Airbags (Optional) | 1 | Kt | |

| CONTENT | DESCRIPTION | QTY | PART NO | RRP | |
|---|---|-----|----------------|-------|--|
| ASSEMBLED STRUTS - FOAM CELL | | | | | |
| Assembled Struts are made up of: 1 x Strut, 1 x Coil, 1 x Strut top | | | | | |
| | Up to Steel Bar | 2 | HOL-003 | \$ Ea | |
| | With Steel Bar & Winch | 2 | HOL-004 | \$ Ea | |
| | ASSEMBLED STRUTS - 40MM ADJUSTABLE | | | | |
| | Assembled Struts are made up of: 1 x Strut, 1 x Coil, 1 x Strut top | | | | |
| | Up to Steel Bar | 2 | HOL-001 | \$ Ea | |
| | With Steel Bar & Winch | 2 | HOL-002 | \$ Ea | |

| CONTENT | DESCRIPTION | QTY | PART NO | RRP | |
|-------------------------------|----------------------------------|-----|-----------------|-------|--|
| NITROGEN GAS - SHOCK ABSORBER | | | | | |
| | Up to 40mm Lift | 2 | BD1382T | \$ Ea | |
| | FOAM CELL - SHOCK ABSORBER | | | | |
| | Up to 40mm Lift | 2 | FC41382 | \$ Ea | |
| | 40MM ADJUSTABLE - SHOCK ABSORBER | | | | |
| | Up to 40mm Lift | 2 | BM401382 | \$ Ea | |

| STRUT - FOAM CELL | | | | |
|-------------------|---|---|-----------------|-------|
| | Up to 40mm Lift - Strut Only/ No Coil/ No Strut Top | 2 | FC404200 | \$ Ea |
| | STRUT - 40MM ADJUSTABLE | | | |
| | Up to 40mm Lift - Strut Only/ No Coil/ No Strut Top | 2 | BM404200 | \$ Ea |

| COIL SPRINGS | | | | |
|--------------|------------------------------------|---|---------------|-------|
| | Up to Steel Bar - 40mm Lift | 1 | TDC270 | \$ Pr |
| | With Steel Bar & Winch - 40mm Lift | 1 | TDC974 | \$ Pr |

| LEAF SPRINGS | | | | |
|--------------|----------------------------|---|----------------|-------|
| | 0-300 kg load | 2 | FS214C | \$ Ea |
| | CONSTANT 300kg load | 2 | FS214L | \$ Ea |
| | CONSTANT 500kg load | 2 | FS214LL | \$ Ea |

| LEAF SPRING FITMENT KIT | | | | |
|-------------------------|-------------------------|---|-----------------|----------------|
| | Urethane Shackle bushes | | | TDUK-071 |
| | U-Bolts | | | TDUB-016 |
| | Greaseable Shackles | 1 | TDFK-010 | TDGS-391 \$ Kt |
| | Greaseable Pins | | | TDGP-668 |
| | Hand Brake Bracket | | | TDSK-021 |



HOLDEN


COLORADO


RG MMU142, GH1700

06/2016-2023

EST. LIFT FRONT: 40MM | REAR: 40MM




| FRONT | | | | |
|--|--------------------|-----|-----------------|-------|
| CONTENT | DESCRIPTION | QTY | PART NO | RRP |
| UPPER CONTROL ARMS | | | | |
|  | Upper Control Arms | 1 | TDCA-001 | \$ Pr |
| <p>Fitment of Tough Dog Upper Control arms to vehicles that have Lifts fitted greater than 50mm may suffer from premature ball joint failure due to droop lengths. The use of strut spacers may also affect the performance and longevity of the UCA ball joint due to the limitations of the spherical bearing housing being breached or bound at full suspension droop. There will be no warranty either expressed or implied if the vehicle is used out of legal driving conditions that will include, but is not limited to, jumping of the vehicle.</p> | | | | |






| REAR | | | | |
|---|------------------------------|-----|-----------------|-------|
| CONTENT | DESCRIPTION | QTY | PART NO | RRP |
| AIR ASSIST - BELLOWS AIR BAGS | | | | |
|  | Bellows Bag Kit - OEM Height | 1 | TDAA-118 | \$ Kt |
| | Bellows Bag Kit - 40mm Lift | 1 | TDAA-104 | \$ Kt |
| <p>Note: Separate Air Assist components can be viewed on page 14.</p> | | | | |


2017 Colorado - UCA Ball Joints


Upper Control Arms in the 2017-on Holden Colorados are fitted with a smaller ball joint assembly from factory. To fit **TDCA-001**, re-use the OEM Ball Joint assembly or equivalent


| AIR ASSIST - BELLOWS WIRELESS AIR SYSTEM | | | | |
|---|---|---|-----------------|-------|
|  | Wireless Air System Suits Bellows Airbags | 1 | TDAS-001 | \$ Kt |

| UPPER CONTROL ARMS - REPLACEMENT COMPONENTS | | | | |
|---|--|---|-----------------|-------|
| | Bush Kit to fit one UCA - for TDCA-001 | 1 | TDSK-030 | \$ Ea |
| | Ball joint kit to fit one UCA - for TDCA-001 | 1 | TDSK-031 | \$ Ea |

| REAR INDIVIDUAL COMPONENTS | | | | |
|---|---|---|-----------------|-------|
|  | Urethane Shackle Bush Kit | 1 | TDUK-071 | \$ Kt |
|  | U-Bolt Kit | 2 | TDUB-016 | \$ Kt |
|  | Greasable Shackle Kit | 1 | TDGS-391 | \$ Kt |
|  | Greasable Pin Kit | 1 | TDGP-668 | \$ Kt |
|  | Handbrake relocation bracket - required for MY17 (06/16) On | 1 | TDSK-021 | \$ Ea |

| FRONT INDIVIDUAL COMPONENTS | | | | |
|--|-----------|---|-----------------|-------|
|  | Strut Top | 2 | ISU-4929 | \$ Ea |

| REAR REPLACEMENT BUSHES (QTY PER SHOCK) | | | | |
|---|-------------------------|---|---------------|-------|
|  | Fits Top & Bottom Eying | 2 | 404702 | \$ Ea |

| FRONT REPLACEMENT BUSHES (QTY PER SHOCK) | | | | |
|---|-------------------|---|-------------------|-------|
|  | Fits Bottom Eying | 1 | ADJ300/40A | \$ Ea |



HOLDEN

**COLORADO 7
TRAILBLAZER
12/2012-2023**

EST. LIFT FRONT: 40MM | REAR: 40MM



| FRONT | | | | |
|--|----------------------|---|----|--|
| FRONT SUSPENSION CHECK LIST | | | | |
| You need to order the following items for the front end of your vehicle. | | | | |
| | Assembled struts | 2 | Ea | |
| | OR | | | |
| | Struts | 2 | Ea | |
| | Coil Springs | 1 | Pr | |
| | Strut Top (Optional) | 2 | Ea | |

| REAR | | | | |
|---|--------------------------------|---|----|--|
| REAR SUSPENSION CHECK LIST | | | | |
| You need to order the following items for the rear end of your vehicle. | | | | |
| | Shock Absorber | 2 | Ea | |
| | Coil Springs | 1 | Pr | |
| | Coil Insert Airbags (Optional) | 1 | Kt | |

| CONTENT | DESCRIPTION | QTY | PART NO | RRP | |
|---|---|-----|----------------|-------|--|
| ASSEMBLED STRUTS - FOAM CELL | | | | | |
| Assembled Struts are made up of: 1 x Strut, 1 x Coil, 1 x Strut top | | | | | |
| | Up to Steel Bar | 2 | HOL-003 | \$ Ea | |
| | With Steel Bar & Winch | 2 | HOL-004 | \$ Ea | |
| | ASSEMBLED STRUTS - 40MM ADJUSTABLE | | | | |
| | Assembled Struts are made up of: 1 x Strut, 1 x Coil, 1 x Strut top | | | | |
| | Up to Steel Bar | 2 | HOL-001 | \$ Ea | |
| | With Steel Bar & Winch | 2 | HOL-002 | \$ Ea | |

| CONTENT | DESCRIPTION | QTY | PART NO | RRP | |
|-------------------------------|----------------------------------|-----|-----------------|-------|--|
| NITROGEN GAS - SHOCK ABSORBER | | | | | |
| | Up to 40mm Lift | 2 | BD1125T | \$ Ea | |
| | FOAM CELL - SHOCK ABSORBER | | | | |
| | Up to 40mm Lift | 2 | FC41125 | \$ Ea | |
| | 40MM ADJUSTABLE - SHOCK ABSORBER | | | | |
| | Up to 40mm Lift | 2 | BM401125 | \$ Ea | |

| STRUT - FOAM CELL | | | | |
|-------------------|---|---|-----------------|-------|
| | Up to 40mm Lift - Strut Only/ No Coil/ No Strut Top | 2 | FC404200 | \$ Ea |
| | STRUT - 40MM ADJUSTABLE | | | |
| | Up to 40mm Lift - Strut Only/ No Coil/ No Strut Top | 2 | BM404200 | \$ Ea |

| COIL SPRINGS | | | | |
|--------------|------------------------|---|---------------|-------|
| | Up to Steel Bar | 1 | TDC270 | \$ Pr |
| | With Steel Bar & Winch | 1 | TDC974 | \$ Pr |

| COIL SPRINGS | | | | |
|--------------|----------------------------|---|----------------|-------|
| | 0-300kg load | 1 | TDC271 | \$ Pr |
| | CONSTANT 300kg load | 1 | TDC271H | \$ Pr |





HOLDEN

**COLORADO 7
TRAILBLAZER
12/2012-2023**


EST. LIFT FRONT: 40MM | REAR: 40MM






| FRONT | | | | |
|--|--------------------|-----|-----------------|-------|
| CONTENT | DESCRIPTION | QTY | PART NO | RRP |
| UPPER CONTROL ARMS | | | | |
|  | Upper Control Arms | 1 | TDCA-001 | \$ Pr |
| <p>Fitment of Tough Dog Upper Control arms to vehicles that have Lifts fitted greater than 50mm may suffer from premature ball joint failure due to droop lengths. The use of strut spacers may also affect the performance and longevity of the UCA ball joint due to the limitations of the spherical bearing housing being breached or bound at full suspension droop. There will be no warranty either expressed or implied if the vehicle is used out of legal driving conditions that will include, but is not limited to, jumping of the vehicle.</p> | | | | |


| REAR | | | | |
|---|----------------------------------|-----|-----------------|-------|
| CONTENT | DESCRIPTION | QTY | PART NO | RRP |
| AIR ASSIST - COIL INSERT AIR BAGS | | | | |
|  | Coil Insert Bag Kit - OEM Height | 1 | TDAA-013 | \$ Kt |
| | Coil Insert Bag Kit - 40mm Lift | 1 | TDAA-005 | \$ Kt |
| <p>Note: Separate Air Assist components can be viewed on page 14.</p> | | | | |

| UPPER CONTROL ARMS - REPLACEMENT COMPONENTS | | | | |
|---|--|---|-----------------|-------|
| | Bush Kit to fit one UCA - for TDCA-001 | 1 | TDSK-030 | \$ Ea |
| | Ball joint kit to fit one UCA - for TDCA-001 | 1 | TDSK-031 | \$ Ea |

| AIR ASSIST - BELLOWS WIRELESS AIR SYSTEM | | | | |
|---|---|---|-----------------|-------|
|  | Wireless Air System Suits Coil Insert Airbags | 1 | TDAS-002 | \$ Kt |

| FRONT INDIVIDUAL COMPONENTS | | | | |
|---|-----------|---|-----------------|-------|
|  | Strut Top | 2 | ISU-4929 | \$ Ea |

| REAR REPLACEMENT BUSHES (QTY PER SHOCK) | | | | |
|---|---------------------|---|-----------------|-------|
|  | Fits top pin | 2 | TW959 | \$ Ea |
|  | Fits bottom eyering | 1 | TW040-14 | \$ Ea |

| FRONT REPLACEMENT BUSHES (QTY PER SHOCK) | | | | |
|---|---------------------|---|-------------------|-------|
|  | Fits bottom eyering | 1 | ADJ300/40A | \$ Ea |



HYUNDAI

TERRACAN

HP

12/2001-2008

EST. LIFT FRONT: 45MM | REAR: 45MM



| FRONT | | | | |
|--|-----------------|----------------|-----------------|-------|
| FRONT SUSPENSION CHECK LIST | | | | |
| You need to order the following items for the front end of your vehicle. | | | | |
| | | Shock Absorber | 2 | Ea |
| | | Torsion Bar | 1 | Pr |
| CONTENT | DESCRIPTION | QTY | PART NO | RRP |
| FOAM CELL - SHOCK ABSORBER | | | | |
| | Up to 45mm Lift | 2 | FC42059B | \$ Ea |
| FC42059B is to be used for all front applications | | | | |

| REAR | | | | |
|---|----------------------------------|----------------|-----------------|-------|
| REAR SUSPENSION CHECK LIST | | | | |
| You need to order the following items for the rear end of your vehicle. | | | | |
| | | Shock Absorber | 2 | Ea |
| | | Coil Springs | 1 | Pr |
| CONTENT | DESCRIPTION | QTY | PART NO | RRP |
| FOAM CELL - SHOCK ABSORBER | | | | |
| | OE Height | 2 | FC41120B | \$ Ea |
| | 45mm Lift | 2 | FC41121B | \$ Ea |
| | 40MM ADJUSTABLE - SHOCK ABSORBER | | | |
| | OE Height | 2 | BM401120 | \$ Ea |
| | 45mm Lift | 2 | BM401121 | \$ Ea |

| TORSION BARS | | | | |
|---|---------------|---|------------------|-------|
| | 27.5mm/1275mm | 1 | 4WTB-1725 | \$ Pr |
| Note: Adjust Torsion Bars after fitting shocks - ensure a minimum of 60mm droop is maintained. | | | | |

| COIL SPRINGS | | | | |
|--------------|----------------------------|---|-----------------|-------|
| | 0-300kg load | 1 | TDC680 | \$ Pr |
| | CONSTANT 300kg load | 1 | TDC632SL | \$ Pr |

| FRONT REPLACEMENT BUSHES (QTY PER SHOCK) | | | | |
|--|-------------------|---|---------------|-------|
| | Fits Top Pin | 2 | 402267 | \$ Ea |
| | Fits Bottom Eying | 1 | 412773 | \$ Ea |

| REAR REPLACEMENT BUSHES (QTY PER SHOCK) | | | | |
|---|-------------------|---|-----------------|-------|
| | Fits Top Pin | 2 | 402267 | \$ Ea |
| | Fits Bottom Eying | 1 | ADJ00191 | \$ Ea |

THIS PAGE IS INTENTIONALLY BLANK



ISUZU

D-MAX
RA, RC MY09-MY11
04/2008-2012

EST. LIFT FRONT: 45MM | REAR: 45MM



| FRONT | | | | |
|--|----------------|---|----|--|
| FRONT SUSPENSION CHECK LIST | | | | |
| You need to order the following items for the front end of your vehicle. | | | | |
| | Shock Absorber | 2 | Ea | |
| | Torsion Bar | 1 | Pr | |

| REAR | | | | |
|---|----------------------------|---|----|--|
| REAR SUSPENSION CHECK LIST | | | | |
| You need to order the following items for the rear end of your vehicle. | | | | |
| | Shock Absorber | 2 | Ea | |
| | Leaf Springs | 2 | Ea | |
| | Leaf Spring Fitment kit | 1 | Kt | |
| | Bellows Airbags (Optional) | 1 | Kt | |

| CONTENT | DESCRIPTION | QTY | PART NO | RRP |
|---|-----------------|-----|-----------------|-------|
| FOAM CELL - SHOCK ABSORBER | | | | |
| | Up to 45mm Lift | 2 | FC42019B | \$ Ea |
| | | | | |
| FC42019B is to be fitted to all applications where a Foam Cell or Adjustable shock is fitted to the rear. | | | | |

| CONTENT | DESCRIPTION | QTY | PART NO | RRP | |
|----------------------------------|----------------------------|-----|-----------------|-------|--|
| NITROGEN GAS - SHOCK ABSORBER | | | | | |
| | OE Height | 2 | BD1382T | \$ Ea | |
| | 45mm Lift | 2 | BD1388T | \$ Ea | |
| | FOAM CELL - SHOCK ABSORBER | | | | |
| | OE Height | 2 | FC41382 | \$ Ea | |
| | 45mm Lift | 2 | FC41388 | \$ Ea | |
| 40MM ADJUSTABLE - SHOCK ABSORBER | | | | | |
| | OE Height | 2 | BM401382 | \$ Ea | |
| | 45mm Lift | 2 | BM401388 | \$ Ea | |

| TORSION BARS | | | | |
|---|-------------|---|------------------|-------|
| | 30mm/1145mm | 1 | 4WTB-1559 | \$ Pr |
| Note: Adjust Torsion Bars after fitting shocks - ensure a minimum of 60mm droop is maintained. | | | | |

| LEAF SPRINGS | | | | |
|--------------|----------------------------|---|---------------|-------|
| | 0-300kg load | 2 | FS213 | \$ Ea |
| | CONSTANT 300kg load | 2 | FS213H | \$ Ea |

| LEAF SPRING FITMENT KIT | | | | |
|-------------------------|---------------------------|---|-----------------|----------|
| | Urethane Shackle Bush Kit | | | TDUK-065 |
| | U-Bolt Kit | 1 | TDFK-005 | TDUB-039 |
| | Greaseable Shackle Kit | | | TDGS-386 |
| | Greaseable Pin Kit | | | TDGP-668 |
| | | | | |
| | | | | \$ Kt |




ISUZU


D-MAX
RA, RC MY09-MY11
04/2008-2012





EST. LIFT FRONT: 45MM | REAR: 45MM






| FRONT | | | | |
|---------|-------------|-----|---------|-----|
| CONTENT | DESCRIPTION | QTY | PART NO | RRP |

| REAR | | | | |
|---|-----------------------------|-----|-----------------|-------|
| CONTENT | DESCRIPTION | QTY | PART NO | RRP |
| AIR ASSIST - BELLOWS AIR BAGS | | | | |
|  | Bellows Bag Kit - 45mm Lift | 1 | TDAA-103 | \$ Kt |
| Note: Separate Air Assist components can be viewed on page 14. | | | | |

| AIR ASSIST - BELLOWS WIRELESS AIR SYSTEM | | | | |
|---|--|---|-----------------|-------|
|  | Wireless Air System Suits Bellows Bags | 1 | TDAS-001 | \$ Kt |

| REAR INDIVIDUAL COMPONENTS | | | | |
|---|---------------------------|---|-----------------|-------|
|  | Urethane Shackle Bush Kit | 1 | TDUK-065 | \$ Kt |
|  | U-Bolt Kit | 2 | TDUB-039 | \$ Kt |
|  | Greaseable Shackle Kit | 1 | TDGS-386 | \$ Kt |
|  | Greaseable Pin Kit | 1 | TDGP-668 | \$ Kt |

| FRONT REPLACEMENT BUSHES (QTY PER SHOCK) | | | | |
|---|-------------------|---|---------------|-------|
|  | Fits Top Pin | 2 | TW959 | \$ Ea |
|  | Fits Bottom Eying | 1 | 412772 | \$ Ea |

| REAR REPLACEMENT BUSHES (QTY PER SHOCK) | | | | |
|---|-------------------------|---|---------------|-------|
|  | Fits Top & Bottom Eying | 2 | 404702 | \$ Ea |



ISUZU

D-MAX

RT MY12

05/2012-04/2016 & 4/2016-8/2020

EST. LIFT FRONT: 40MM | REAR: 40MM



| FRONT | | | | |
|--|----------------------|---|----|--|
| FRONT SUSPENSION CHECK LIST | | | | |
| You need to order the following items for the front end of your vehicle. | | | | |
| | Assembled struts | 2 | Ea | |
| | OR | | | |
| | Struts | 2 | Ea | |
| | Coil Springs | 1 | Pr | |
| | Strut Top (Optional) | 2 | Ea | |

| REAR | | | | |
|---|---|---|----|--|
| REAR SUSPENSION CHECK LIST | | | | |
| You need to order the following items for the rear end of your vehicle. | | | | |
| | Shock Absorber | 2 | Ea | |
| | Leaf Springs | 2 | Ea | |
| | Leaf Spring fitment kit (Based on leaf spring choice) | 1 | Kt | |
| | Bellows Airbags (Optional) | 1 | Kt | |

| CONTENT | DESCRIPTION | QTY | PART NO | RRP | |
|---|---|---------|---------|-------|--|
| ASSEMBLED STRUTS - FOAM CELL | | | | | |
| Assembled Struts are made up of: 1 x Strut, 1 x Coil, 1 x Strut top | | | | | |
| | Petrol / Diesel Alloy Bar | 2 | HOL-003 | \$ Ea | |
| | Petrol / Diesel Steel Bar | 2 | HOL-004 | \$ Ea | |
| | Petrol / Diesel Steel Bar & Winch | 2 | HOL-006 | \$ Ea | |
| | ASSEMBLED STRUTS - 40MM ADJUSTABLE | | | | |
| | Assembled Struts are made up of: 1 x Strut, 1 x Coil, 1 x Strut top | | | | |
| | Petrol / Diesel Up to Alloy Bar | 2 | HOL-001 | \$ Ea | |
| Petrol / Diesel Steel Bar | 2 | HOL-002 | \$ Ea | | |
| Petrol / Diesel Steel Bar & Winch | 2 | HOL-005 | \$ Ea | | |

| CONTENT | DESCRIPTION | QTY | PART NO | RRP | |
|-------------------------------|----------------------------------|-----|----------|-------|--|
| NITROGEN GAS - SHOCK ABSORBER | | | | | |
| | Up to 40mm Lift | 2 | BD1382T | \$ Ea | |
| | FOAM CELL - SHOCK ABSORBER | | | | |
| | Up to 40mm Lift | 2 | FC41382 | \$ Ea | |
| | Super Soft Ride | 2 | FC43032 | \$ Ea | |
| | 40MM ADJUSTABLE - SHOCK ABSORBER | | | | |
| | Up to 40mm Lift | 2 | BM401382 | \$ Ea | |

| STRUT - FOAM CELL | | | | |
|-------------------|---|---|----------|-------|
| | Up to 40mm Lift - Strut Only/ No Coil/ No Strut Top | 2 | FC404200 | \$ Ea |
| | STRUT - 40MM ADJUSTABLE | | | |
| | Up to 40mm Lift - Strut Only/ No Coil/ No Strut Top | 2 | BM404200 | \$ Ea |

| COIL SPRINGS | | | | |
|--------------|-------------------------------------|---|---------|-------|
| | No Accessories - 40mm Lift | 1 | TDC270 | \$ Pr |
| | Steel Bar - 40mm Lift | 1 | TDC974 | \$ Pr |
| | Steel Bar / Bar & Winch - 40mm Lift | 1 | TDC974H | \$ Pr |

| LEAF SPRINGS | | | | |
|--------------|---------------------|---|---------|-------|
| | 0-300kg load | 2 | FS214C | \$ Ea |
| | CONSTANT 300kg load | 2 | FS214L | \$ Ea |
| | CONSTANT 500kg load | 2 | FS214LL | \$ Ea |



ISUZU

D-MAX

RT MY12

05/2012-04/2016 & 4/2016-8/2020

EST. LIFT FRONT: 40MM | REAR: 40MM



| FRONT | | | | |
|---------|-------------|-----|---------|-----|
| CONTENT | DESCRIPTION | QTY | PART NO | RRP |

| REAR | | | | |
|---------|-------------|-----|---------|-----|
| CONTENT | DESCRIPTION | QTY | PART NO | RRP |

LEAF SPRING FITMENT KIT - FITS 04/2016 TO 8/2020

| | | | | | | |
|--|-------------------------|---|-----------------|----------|----|----|
| | Urethane Shackle bushes | 1 | TDFK-009 | TDUK-071 | \$ | Kt |
| | U-Bolts | | | TDUB-016 | | |
| | Greaseable Shackles | | | TDGS-391 | | |
| | Greaseable Pins | | | TDGP-668 | | |

LEAF SPRING FITMENT KIT- FITS 05/2012 TO 4/2016

| | | | | | | |
|--|--------------------------|---|-----------------|----------|----|----|
| | Urethane Shackle bushes | 1 | TDFK-010 | TDUK-071 | \$ | Kt |
| | U-Bolts | | | TDUB-016 | | |
| | Greaseable Shackles | | | TDGS-391 | | |
| | Greaseable Pins | | | TDGP-668 | | |
| | Handbrake Relocation Kit | | | TDSK-021 | | |

UPPER CONTROL ARMS

| | | | | | |
|--|--------------------|---|-----------------|----|----|
| | Upper Control Arms | 1 | TDCA-001 | \$ | Pr |
|--|--------------------|---|-----------------|----|----|

Fitment of Tough Dog Upper Control arms to vehicles that have Lifts fitted greater than 50mm may suffer from premature ball joint failure due to droop lengths. The use of strut spacers may also affect the performance and longevity of the UCA ball joint due to the limitations of the spherical bearing housing being breached or bound at full suspension droop. There will be no warranty either expressed or implied if the vehicle is used out of legal driving conditions that will include, but is not limited to, jumping of the vehicle.

AIR ASSIST - BELLOWS AIR BAGS

| | | | | | |
|--|------------------------------|---|-----------------|----|----|
| | Bellows Bag Kit - OEM Height | 1 | TDAA-118 | \$ | Kt |
| | Bellows Bag Kit - 40mm Lift | 1 | TDAA-104 | \$ | Kt |

Note: Separate Air Assist components can be viewed on page 14.

UPPER CONTROL ARMS - REPLACEMENT COMPONENTS

| | | | | | |
|--|--|---|-----------------|----|----|
| | Bush Kit to fit one UCA - for TDCA-001 | 1 | TDSK-030 | \$ | Ea |
| | Ball joint kit to fit one UCA - for TDCA-001 | 1 | TDSK-031 | \$ | Ea |

AIR ASSIST - BELLOWS WIRELESS AIR SYSTEM

| | | | | | |
|--|---|---|-----------------|----|----|
| | Wireless Air System Suits Bellows Airbags | 1 | TDAS-001 | \$ | Kt |
|--|---|---|-----------------|----|----|

FRONT INDIVIDUAL COMPONENTS

| | | | | | |
|--|-----------|---|-----------------|----|----|
| | Strut Top | 2 | ISU-4929 | \$ | Ea |
|--|-----------|---|-----------------|----|----|

REAR INDIVIDUAL COMPONENTS

| | | | | | |
|--|------------------------------|---|-----------------|----|----|
| | Urethane Shackle Bush Kit | 1 | TDUK-071 | \$ | Kt |
| | U-Bolt Kit | 2 | TDUB-016 | \$ | Kt |
| | Greaseable Shackle Kit | 1 | TDGS-391 | \$ | Kt |
| | Greaseable Pin Kit | 1 | TDGP-668 | \$ | Kt |
| | Handbrake Relocation bracket | 1 | TDSK-021 | \$ | Ea |

Note: TDSK-021 Must be fitted to all Kits from 05/2012 to 04/2016. For 4/2016 to 08/2020 Not required.

FRONT REPLACEMENT BUSHES (QTY PER SHOCK)

| | | | | | |
|--|----------------------|---|-------------------|----|----|
| | Fits Bottom Eyinging | 1 | ADJ300/40A | \$ | Ea |
|--|----------------------|---|-------------------|----|----|

REAR REPLACEMENT BUSHES (QTY PER SHOCK)

| | | | | | |
|--|--|---|-----------------|----|----|
| | Fits Top & Bottom Eyinging | 2 | 404702 | \$ | Ea |
| | Fits Top & Bottom Eyinging #3032 Super Soft Only | 2 | TW038-16 | \$ | Ea |

ALL PRICES EXCLUDE FREIGHT. INCLUDE ONLY PERMANENT ACCESSORIES & WEIGHTS WHEN SELECTING SPRINGS. TOWING WEIGHT IS NOT INCLUDED



ISUZU

**D-MAX
RG MY19
08/2020 ON
EST. LIFT FRONT: 40MM | REAR: 40MM**



| FRONT | | | | |
|--|----------------------|---|----|--|
| FRONT SUSPENSION CHECK LIST | | | | |
| You need to order the following items for the front end of your vehicle. | | | | |
| | Assembled struts | 2 | Ea | |
| | OR | | | |
| | Struts | 2 | Ea | |
| | Coil Springs | 1 | Pr | |
| | Strut Top (Optional) | 2 | Ea | |

| REAR | | | | |
|---|----------------------------|---|----|--|
| REAR SUSPENSION CHECK LIST | | | | |
| You need to order the following items for the rear end of your vehicle. | | | | |
| | Shock Absorber | 2 | Ea | |
| | Leaf Springs | 2 | Ea | |
| | Leaf Spring fitment kit | 1 | Kt | |
| | Bellows Airbags (Optional) | 1 | Kt | |

| CONTENT | DESCRIPTION | QTY | PART NO | RRP |
|---|---|-----|----------------|-------|
| ASSEMBLED STRUTS - FOAM CELL | | | | |
| Assembled Struts are made up of: 1 x Strut, 1 x Coil, 1 x Strut top | | | | |
| | No Accessories - 40mm Lift | 2 | ISU-003 | \$ Ea |
| | Steel Bar / Bar & winch - 40mm Lift | 2 | ISU-004 | \$ Ea |
| | ASSEMBLED STRUTS - 40MM ADJUSTABLE | | | |
| | Assembled Struts are made up of: 1 x Strut, 1 x Coil, 1 x Strut top | | | |
| | No Accessories - 40mm Lift | 2 | ISU-001 | \$ Ea |
| | Steel Bar / Bar & winch - 40mm Lift | 2 | ISU-002 | \$ Ea |

| CONTENT | DESCRIPTION | QTY | PART NO | RRP |
|----------------------------|----------------------------------|-----|-----------------|-------|
| FOAM CELL - SHOCK ABSORBER | | | | |
| | Up to 40mm Lift | 2 | FC43035 | \$ Ea |
| | 40MM ADJUSTABLE - SHOCK ABSORBER | | | |
| | Up to 40mm Lift | 2 | BM403035 | \$ Ea |

| STRUT - FOAM CELL | | | | |
|-------------------|---|---|-----------------|-------|
| | Up to 40mm Lift - Strut Only/ No Coil/ No Strut Top | 2 | FC404929 | \$ Ea |
| | STRUT - 40MM ADJUSTABLE | | | |
| | Up to 40mm Lift - Strut Only/ No Coil/ No Strut Top | 2 | BM404929 | \$ Ea |

| COIL SPRINGS | | | | |
|--------------|----------------------------|---|----------------|-------|
| | No Accessories - 40mm Lift | 1 | TDC974 | \$ Pr |
| | Bar/ Winch - 40mm Lift | 1 | TDC974H | \$ Pr |

| LEAF SPRINGS | | | | |
|--------------|----------------------------|---|----------------|-------|
| | 0-300kg load | 2 | FS215C | \$ Ea |
| | CONSTANT 300kg load | 2 | FS214L | \$ Ea |
| | CONSTANT 500kg load | 2 | FS214LL | \$ Ea |

| LEAF SPRING FITMENT KIT - FITS FS215C | | | | |
|---------------------------------------|-------------------------|---|-----------------|----------|
| | Urethane Shackle bushes | | | TDUK-085 |
| | U-Bolts | | | TDUB-016 |
| | Greaseable Shackles | 1 | TDFK-011 | \$ Kt |
| | Greaseable Pins | | | TDGP-668 |



ISUZU

**D-MAX
RG MY19
08/2020 ON**

EST. LIFT FRONT: 40MM | REAR: 40MM



| FRONT | | | | |
|---------|-------------|-----|---------|-----|
| CONTENT | DESCRIPTION | QTY | PART NO | RRP |

| REAR | | | | |
|---|--------------------------|-----|-----------------|----------------|
| CONTENT | DESCRIPTION | QTY | PART NO | RRP |
| LEAF SPRING FITMENT KIT - FITS FS214L & LL | | | | |
| | Urethane Shackle bushes | | TDUK-085 | |
| | U-Bolts | | TDUB-016 | |
| | Greaseable Shackles | 1 | TDFK-012 | TDGS-902 \$ Kt |
| | Greaseable Pins | | TDGP-668 | |
| | Handbrake Relocation Kit | | TDSK-021 | |

| UPPER CONTROL ARMS | | | | |
|--------------------|--------------------|---|-----------------|-------|
| | Upper Control Arms | 1 | TDCA-009 | \$ Pr |

| AIR ASSIST - BELLOWS AIR BAGS | | | | |
|---|------------------------------|---|-----------------|-------|
| | Bellows Bag kit - 40mm Lift | 1 | TDAA-131 | \$ Kt |
| | Bellows Bag kit - OEM height | 1 | TDAA-130 | \$ Kt |
| Note: Separate Air Assist components can be viewed on page 14. | | | | |

Fitment of Tough Dog Upper Control arms to vehicles that have Lifts fitted greater than 50mm may suffer from premature ball joint failure due to droop lengths. The use of strut spacers may also affect the performance and longevity of the UCA ball joint due to the limitations of the spherical bearing housing being breached or bound at full suspension droop. There will be no warranty either expressed or implied if the vehicle is used out of legal driving conditions that will include, but is not limited to, jumping of the vehicle.

| UPPER CONTROL ARMS - REPLACEMENT COMPONENTS | | | | |
|---|--|---|-----------------|-------|
| | Bush Kit to fit one UCA - for TDCA-009 | 1 | TDSK-026 | \$ Ea |
| | Ball joint kit to fit one UCA - for TDCA-009 | 1 | TDSK-027 | \$ Ea |

| AIR ASSIST - BELLOWS WIRELESS AIR SYSTEM | | | | |
|--|---|---|-----------------|-------|
| | Wireless Air System Suits Bellows Airbags | 1 | TDAS-001 | \$ Kt |

| FRONT INDIVIDUAL COMPONENTS | | | | |
|-----------------------------|-----------|---|-----------------|-------|
| | Strut Top | 2 | ISU-4929 | \$ Ea |

| REAR INDIVIDUAL COMPONENTS | | | | |
|------------------------------|------------------------------|---|-----------------|-------|
| | Urethane Shackle Bush Kit | 1 | TDUK-085 | \$ Kt |
| | U-Bolt Kit | 2 | TDUB-016 | \$ Kt |
| | Greaseable Shackle Kit | 1 | TDGS-902 | \$ Kt |
| | Greaseable Pin Kit | 1 | TDGP-668 | \$ Kt |
| | Handbrake Relocation bracket | 1 | TDSK-021 | \$ Ea |
| Fits only with L/LL Springs. | | | | |

| FRONT REPLACEMENT BUSHES (QTY PER SHOCK) | | | | |
|--|--------------------|---|-------------------|-------|
| | Fits bottom eyeing | 1 | ADJ300/40A | \$ Ea |

| REAR REPLACEMENT BUSHES (QTY PER SHOCK) | | | | |
|---|--------------------------|---|-----------------|-------|
| | Fits top & bottom eyeing | 2 | TW038-16 | \$ Ea |

FOR GVM UPGRADES, SEE PAGE 94



ISUZU
D-MAX
RG MY19 - 4X2 MODEL
08/2020 ON



| FRONT | | | |
|--|----------------------|---|----|
| FRONT SUSPENSION CHECK LIST | | | |
| You need to order the following items for the front end of your vehicle. | | | |
| | Struts | 2 | Ea |
| | Strut Top (Optional) | 2 | Ea |

| REAR | | | |
|---|-------------------------|---|----|
| REAR SUSPENSION CHECK LIST | | | |
| You need to order the following items for the rear end of your vehicle. | | | |
| | Shock Absorber | 2 | Ea |
| | Leaf Spring | 2 | Ea |
| | Leaf Spring Fitment Kit | 1 | Kt |

| CONTENT | DESCRIPTION | QTY | PART NO | RRP |
|--------------------------|--|-----|-----------------|-------|
| STRUT - FOAM CELL | | | | |
| | OEM Height - Strut Only/ No Coil/ No Strut top | 2 | FC404929 | \$ Ea |
| | STRUT - 40MM ADJUSTABLE | | | |
| | OEM Height - Strut Only/ No Coil/ No Strut top | 2 | BM404929 | \$ Ea |

| CONTENT | DESCRIPTION | QTY | PART NO | RRP |
|-----------------------------------|---|-----|-----------------|-------|
| FOAM CELL - SHOCK ABSORBER | | | | |
| | Standard Height | 2 | FC43035 | \$ Ea |
| | 40MM ADJUSTABLE - SHOCK ABSORBER | | | |
| | Standard Height | 2 | BM403035 | \$ Ea |

Note: The 4X2 Tough Dog rear suspension upgrade allows a vehicle to maintain factory ride height while carrying heavy payloads for extended periods of time. The suspension upgrade is not designed to increase the vehicle's ride height like traditional Tough Dog suspension solutions.

| LEAF SPRINGS | | | | |
|--------------|---------------------|---|----------------|-------|
| | CONSTANT 200kg load | 2 | FS215C | \$ Ea |
| | CONSTANT 400kg load | 2 | FS214L | \$ Ea |
| | CONSTANT 600kg load | 2 | FS214LL | \$ Ea |



ISUZU
D-MAX
RG MY19 - 4X2 MODEL
08/2020 ON



| FRONT | | | | |
|---------|-------------|-----|---------|-----|
| CONTENT | DESCRIPTION | QTY | PART NO | RRP |

| REAR | | | | | |
|--|-------------------------|-----|-----------------|----------|-------|
| CONTENT | DESCRIPTION | QTY | PART NO | RRP | |
| LEAF SPRING FITMENT KIT - FITS FS215C | | | | | |
| | Urethane Shackle Bushes | 1 | TDFK-011 | TDUK-085 | \$ Kt |
| | U-Bolts | | | TDUB-016 | |
| | Greaseable Shackles | | | TDGS-902 | |
| | Greaseable Pins | | | TDGP-668 | |

| LEAF SPRING FITMENT KIT - FITS FS214L & LL | | | | | |
|--|--------------------------|---|-----------------|----------|-------|
| | Urethane Shackle Bushes | 1 | TDFK-012 | TDUK-085 | \$ Kt |
| | U-Bolt | | | TDUB-016 | |
| | Greasable Shackles | | | TDGS-902 | |
| | Greaseable Pins | | | TDGP-668 | |
| | Handbrake Relocation Kit | | | TDSP-021 | |

| FRONT INDIVIDUAL COMPONENTS | | | | |
|-----------------------------|-----------|---|-----------------|-------|
| | Strut Top | 2 | ISU-4929 | \$ Ea |

| REAR INDIVIDUAL COMPONENTS | | | | |
|------------------------------|------------------------------|---|-----------------|-------|
| | Urethane Shackle Bush Kit | 1 | TDUK-085 | \$ Kt |
| | U-Bolt Kit | 2 | TDUB-016 | \$ Kt |
| | Greaseable Shackle Kit | 1 | TDGS-902 | \$ Kt |
| | Greaseable Pin Kit | 1 | TDGP-668 | \$ Kt |
| | Handbrake Relocation bracket | 1 | TDSK-021 | \$ Ea |
| Fits only with L/LL Springs. | | | | |

| FRONT REPLACEMENT BUSHES (QTY PER SHOCK) | | | | |
|--|-------------------|---|-------------------|-------|
| | Fits Bottom Eying | 1 | ADJ300/40A | \$ Ea |

| REAR REPLACEMENT BUSHES (QTY PER SHOCK) | | | | |
|---|-------------------------|---|-----------------|-------|
| | Fits Top & Bottom Eying | 2 | TW038-16 | \$ Ea |

FOR GVM UPGRADES, SEE PAGE 94

ISUZU D-MAX

4X2 / 4X4 'SINGLE CAB' (SX) - 08/2020-10/2021
 4X2 / 4X4 'SPACE CAB' (SX, LS-U) - 08/2020-10/2021
 4X2 / 4X4 'CREW CAB' (SX, LS-M, LS-U, X-TERRAIN) - 08/2020-10/2021



FROM
3000KG*

TO
3695KG*

WHAT YOU GET:

- **EXTRA PAYLOAD UP TO 695KG**
- **UPGRADED SUSPENSION**
- **IMPROVED HANDLING & LOAD CARRYING**

VEHICLE SPECIFICATIONS

| DESCRIPTION | ORIGINAL EQUIPMENT | TOUGH DOG |
|---------------------------|--------------------|------------------------|
| FRONT AXLE RATING | 1450KG | 1595KG |
| REAR AXLE RATING | 1910KG | 2100KG |
| GROSS VEHICLE MASS (GVM) | 3000KG - 3100KG | 3695KG |
| TOWING CAPACITY (BRAKED) | 3500KG | 3500KG |
| GROSS COMBINED MASS (GCM) | 5850KG - 6000KG | 5850KG - 6000KG |

• Payload increase is based on model variant.

ISUZU D-MAX

4X2 / 4X4 'SINGLE CAB' (SX) - 10/2021 ON
 4X2 / 4X4 'SPACE CAB' (SX, LS-U) - 10/2021 ON
 4X2 / 4X4 'CREW CAB' (SX, LS-M, LS-U, X-TERRAIN) - 10/2021 ON



FROM
3000KG*

TO
3695KG*

WHAT YOU GET:

- **EXTRA PAYLOAD UP TO 695KG**
- **UPGRADED SUSPENSION**
- **IMPROVED HANDLING & LOAD CARRYING**

VEHICLE SPECIFICATIONS

| DESCRIPTION | ORIGINAL EQUIPMENT | TOUGH DOG |
|---------------------------|---|--|
| FRONT AXLE RATING | 1450KG | 1595KG |
| REAR AXLE RATING | 1910KG | 2100KG |
| GROSS VEHICLE MASS (GVM) | 3000KG - 3100KG | 3695KG |
| TOWING CAPACITY (BRAKED) | 3500KG | 3500KG |
| GROSS COMBINED MASS (GCM) | 6000KG - 4x4 3.0L 5500KG - 4x4 1.9L 5850KG - 4x2 3.0L 5500KG - 4x2 1.9L 5300KG - 4x2 1.9L SX (MT) | 6000KG - 4X4 3.0L 5500KG - 4X4 1.9L 5850KG - 4X2 3.0L 5500KG - 4X2 1.9L 5300KG - 4X2 1.9L SX (MT) |

• Payload increase is based on model variant.



ISUZU
MU-X

08/2014-07/2021
EST. LIFT FRONT: 40MM | REAR: 40MM



| FRONT | | | | |
|--|----------------------|---|----|--|
| FRONT SUSPENSION CHECK LIST | | | | |
| You need to order the following items for the front end of your vehicle. | | | | |
| | Assembled struts | 2 | Ea | |
| | OR | | | |
| | Struts | 2 | Ea | |
| | Coil Springs | 1 | Pr | |
| | Strut Top (Optional) | 2 | Ea | |

| REAR | | | | |
|---|--------------------------------|---|----|--|
| REAR SUSPENSION CHECK LIST | | | | |
| You need to order the following items for the rear end of your vehicle. | | | | |
| | Shock Absorber | 2 | Ea | |
| | Coil Springs | 1 | Pr | |
| | Coil Insert Airbags (Optional) | 1 | Kt | |

| CONTENT | DESCRIPTION | QTY | PART NO | RRP | |
|---|---|---------|---------|-------|--|
| ASSEMBLED STRUTS - FOAM CELL | | | | | |
| Assembled Struts are made up of: 1 x Strut, 1 x Coil, 1 x Strut top | | | | | |
| | No Bar or Alloy Bar | 2 | HOL-003 | \$ Ea | |
| | Steel Bar | 2 | HOL-004 | \$ Ea | |
| | Steel Bar or Bar & Winch | 2 | HOL-006 | \$ Ea | |
| | ASSEMBLED STRUTS - 40MM ADJUSTABLE | | | | |
| | Assembled Struts are made up of: 1 x Strut, 1 x Coil, 1 x Strut top | | | | |
| | No Bar or Alloy Bar | 2 | HOL-001 | \$ Ea | |
| Steel Bar | 2 | HOL-002 | \$ Ea | | |
| Steel Bar or Bar & Winch | 2 | HOL-005 | \$ Ea | | |

| CONTENT | DESCRIPTION | QTY | PART NO | RRP | |
|-------------------------------|----------------------------------|-----|----------|-------|--|
| NITROGEN GAS - SHOCK ABSORBER | | | | | |
| | Up to 40mm Lift | 2 | BD1125T | \$ Ea | |
| | FOAM CELL - SHOCK ABSORBER | | | | |
| | Up to 40mm Lift | 2 | FC41125 | \$ Ea | |
| | 40MM ADJUSTABLE - SHOCK ABSORBER | | | | |
| | Up to 40mm Lift | 2 | BM401125 | \$ Ea | |

| STRUT - FOAM CELL | | | | | |
|-------------------|---|---|----------|-------|--|
| | Up to 40mm Lift - Strut Only / No Coil / No Strut Top | 2 | FC404200 | \$ Ea | |
| | STRUT - 40MM ADJUSTABLE | | | | |
| | Up to 40mm Lift - Strut Only / No Coil / No Strut Top | 2 | BM404200 | \$ Ea | |

| COIL SPRINGS | | | | |
|--------------|--------------------------|---|---------|-------|
| | No Bar or Alloy Bar | 1 | TDC270 | \$ Pr |
| | Steel Bar | 1 | TDC974 | \$ Pr |
| | Steel Bar or Bar & Winch | 1 | TDC974H | \$ Pr |


| COIL SPRINGS | | | | |
|--------------|---------------------|---|---------|-------|
| | 0-300kg load | 1 | TDC272 | \$ Pr |
| | CONSTANT 300kg load | 1 | TDC272H | \$ Pr |




ISUZU
MU-X


08/2014-07/2021
EST. LIFT FRONT: 40MM | REAR: 40MM





| FRONT | | | | |
|--|--------------------|-----|-----------------|-------|
| CONTENT | DESCRIPTION | QTY | PART NO | RRP |
| UPPER CONTROL ARMS | | | | |
|  | Upper Control Arms | 1 | TDCA-001 | \$ Pr |
| <p>Fitment of Tough Dog Upper Control arms to vehicles that have Lifts fitted greater than 50mm may suffer from premature ball joint failure due to droop lengths. The use of strut spacers may also affect the performance and longevity of the UCA ball joint due to the limitations of the spherical bearing housing being breached or bound at full suspension droop. There will be no warranty either expressed or implied if the vehicle is used out of legal driving conditions that will include, but is not limited to, jumping of the vehicle.</p> | | | | |



| REAR | | | | |
|---|----------------------------------|-----|-----------------|-------|
| CONTENT | DESCRIPTION | QTY | PART NO | RRP |
| AIR ASSIST - COIL INSERT AIR BAGS | | | | |
|  | Coil Insert Bag Kit - 40mm Lift | 1 | TDAA-005 | \$ Kt |
| | Coil Insert Bag Kit - OEM height | 1 | TDAA-013 | \$ Kt |
| <p>Note: Separate Air Assist components can be viewed on page 14.</p> | | | | |

| UPPER CONTROL ARMS - REPLACEMENT COMPONENTS | | | | |
|---|--|---|-----------------|-------|
| | Bush Kit to fit one UCA - for TDCA-001 | 1 | TDSK-030 | \$ Ea |
| | Ball joint kit to fit one UCA - for TDCA-001 | 1 | TDSK-031 | \$ Ea |

| AIR ASSIST - COIL INSERT WIRELESS AIR SYSTEM | | | | |
|---|---|---|-----------------|-------|
|  | Wireless Air System Suits Coil Insert Airbags | 1 | TDAS-002 | \$ Kt |

| FRONT INDIVIDUAL COMPONENTS | | | | |
|---|-----------|---|-----------------|-------|
|  | Strut Top | 2 | ISU-4929 | \$ Ea |

| FRONT REPLACEMENT BUSHES (QTY PER SHOCK) | | | | |
|---|-------------------|---|-------------------|-------|
|  | Fits Bottom Eying | 1 | ADJ300/40A | \$ Ea |

| REAR REPLACEMENT BUSHES (QTY PER SHOCK) | | | | |
|---|-------------------|---|-----------------|-------|
|  | Fits Top Pin | 2 | TW959 | \$ Ea |
|  | Fits Bottom Eying | 1 | TW040-14 | \$ Ea |



ISUZU

MU-X
MY21

07/2021 ON

EST. LIFT FRONT: 40MM | REAR: 40MM



| FRONT | | | | |
|--|----------------------|---|----|--|
| FRONT SUSPENSION CHECK LIST | | | | |
| You need to order the following items for the front end of your vehicle. | | | | |
| | Assembled struts | 2 | Ea | |
| | OR | | | |
| | Struts | 2 | Ea | |
| | Coil Springs | 1 | Pr | |
| | Strut Top (Optional) | 2 | Ea | |

| REAR | | | | |
|---|--------------------------------|---|----|--|
| REAR SUSPENSION CHECK LIST | | | | |
| You need to order the following items for the rear end of your vehicle. | | | | |
| | Shock Absorber | 2 | Ea | |
| | Coil Springs | 1 | Pr | |
| | Coil Insert Airbags (Optional) | 1 | Kt | |

| CONTENT | DESCRIPTION | QTY | PART NO | RRP |
|---|-------------------------------|-----|---------|-------|
| ASSEMBLED STRUTS - FOAM CELL | | | | |
| Assembled Struts are made up of: 1 x Strut, 1 x Coil, 1 x Strut top | | | | |
| | With No Accessories | 2 | ISU-006 | \$ Ea |
| | With Steel Bar or Bar & Winch | 2 | ISU-004 | \$ Ea |
| ASSEMBLED STRUTS - 40MM ADJUSTABLE | | | | |
| Assembled Struts are made up of: 1 x Strut, 1 x Coil, 1 x Strut top | | | | |
| | With No Accessories | 2 | ISU-005 | \$ Ea |
| | With Steel Bar or Bar & Winch | 2 | ISU-002 | \$ Ea |

| CONTENT | DESCRIPTION | QTY | PART NO | RRP |
|----------------------------------|----------------------------|-----|----------|-------|
| NITROGEN GAS - SHOCK ABSORBER | | | | |
| | Up to 40mm Lift | 2 | BD1125T | \$ Ea |
| | FOAM CELL - SHOCK ABSORBER | | | |
| | Up to 40mm Lift | 2 | FC41125 | \$ Ea |
| 40MM ADJUSTABLE - SHOCK ABSORBER | | | | |
| | Up to 40mm Lift | 2 | BM401125 | \$ Ea |

| STRUT - FOAM CELL | | | | |
|-------------------|---|---|----------|-------|
| | Up to 40mm Lift - Strut Only / No Coil / No Strut Top | 2 | FC404929 | \$ Ea |
| | STRUT - 40MM ADJUSTABLE | | | |
| | Up to 40mm Lift - Strut Only / No Coil / No Strut Top | 2 | BM404929 | \$ Ea |

| COIL SPRINGS | | | | |
|--------------|-------------------------------|---|---------|-------|
| | With No Accessories | 1 | TDC983 | \$ Pr |
| | With Steel Bar or Bar & Winch | 1 | TDC974H | \$ Pr |

| COIL SPRINGS | | | | |
|--------------|---------------------|---|---------|-------|
| | 0-300kg load | 1 | TDC272 | \$ Pr |
| | CONSTANT 300kg load | 1 | TDC272H | \$ Pr |



ISUZU


MU-X
MY21


07/2021 ON


EST. LIFT FRONT: 40MM | REAR: 40MM






| FRONT | | | | |
|---------|-------------|-----|---------|-----|
| CONTENT | DESCRIPTION | QTY | PART NO | RRP |

| REAR | | | | |
|---|----------------------------------|-----|-----------------|-------|
| CONTENT | DESCRIPTION | QTY | PART NO | RRP |
| AIR ASSIST - COIL INSERT AIR BAGS | | | | |
|  | Coil Insert Bag Kit - 40mm Lift | 1 | TDAA-005 | \$ Kt |
| | Coil Insert Bag Kit - OEM height | 1 | TDAA-013 | \$ Kt |
| Note: Separate Air Assist components can be viewed on page 14. | | | | |

| AIR ASSIST - COIL INSERT WIRELESS AIR SYSTEM | | | | |
|---|---|---|-----------------|-------|
|  | Wireless Air System Suits Coil Insert Airbags | 1 | TDAS-002 | \$ Kt |

| FRONT INDIVIDUAL COMPONENTS | | | | |
|--|-----------|---|-----------------|-------|
|  | Strut Top | 2 | ISU-4929 | \$ Ea |

| FRONT REPLACEMENT BUSHES (QTY PER SHOCK) | | | | |
|--|-------------------|---|-------------------|-------|
|  | Fits Bottom Eying | 1 | ADJ300/40A | \$ Ea |

| REAR REPLACEMENT BUSHES (QTY PER SHOCK) | | | | |
|---|-------------------|---|-----------------|-------|
|  | Fits Top Pin | 2 | TW959 | \$ Ea |
|  | Fits Bottom Eying | 1 | TW040-14 | \$ Ea |



JEEP

**CHEROKEE
XJ LIMITED, SPORT
04/1994-2001**

EST. LIFT FRONT: 35MM | REAR: 35MM



FRONT

FRONT SUSPENSION CHECK LIST

You need to order the following items for the front end of your vehicle.

| | | | |
|--|----------------------------|---|----|
| | Shock Absorber | 2 | Ea |
| | Coil Springs | 1 | Pr |
| | Steering Damper (Optional) | 1 | Ea |

REAR

REAR SUSPENSION CHECK LIST

You need to order the following items for the rear end of your vehicle.

| | | | |
|--|---------------------------|---|----|
| | Shock Absorber | 2 | Ea |
| | Leaf Springs | 2 | Ea |
| | Urethane Shackle bush kit | 1 | Kt |
| | U-Bolt kit | 2 | Kt |
| | Transmission spacers | 1 | Kt |

| CONTENT | DESCRIPTION | QTY | PART NO | RRP |
|-----------------------------------|---|-----|-----------------|-------|
| FOAM CELL - SHOCK ABSORBER | | | | |
| | OE Height | 2 | FC41063 | \$ Ea |
| | 35mm Lift | 2 | FC41068 | \$ Ea |
| | 40MM ADJUSTABLE - SHOCK ABSORBER | | | |
| | OE Height | 2 | BM401063 | \$ Ea |
| | 35mm Lift | 2 | BM401068 | \$ Ea |

| CONTENT | DESCRIPTION | QTY | PART NO | RRP |
|-----------------------------------|---|-----|-----------------|-------|
| FOAM CELL - SHOCK ABSORBER | | | | |
| | OE Height | 2 | FC41241 | \$ Ea |
| | 35mm Lift | 2 | FC41249 | \$ Ea |
| | 40MM ADJUSTABLE - SHOCK ABSORBER | | | |
| | OE Height | 2 | BM401241 | \$ Ea |
| | 35mm Lift | 2 | BM401249 | \$ Ea |

| COIL SPRINGS | | | | |
|---------------------|-------------------|---|---------------|-------|
| | Up to Steel Bar | 1 | TDC333 | \$ Pr |
| | Steel Bar & Winch | 1 | TDC352 | \$ Pr |

| LEAF SPRINGS | | | | |
|---------------------|--------------|---|------------------|-------|
| | 0-300kg load | 1 | FS025H-LH | \$ Ea |
| | 0-300kg load | 1 | FS025H-RH | \$ Ea |

Note: 1 LEFT Hand and 1 RIGHT Hand side leaf spring pack should be ordered

| STEERING DAMPERS | | | | |
|-------------------------|-----------------------|---|-------------------|-------|
| | Return-to-Center | 1 | SS5922-P/S | \$ Ea |
| | SV 9 Stage Adjustable | 1 | SV5922 | \$ Ea |

| REAR INDIVIDUAL COMPONENTS | | | | |
|-----------------------------------|---------------------------|---|-----------------|-------|
| | Urethane Shackle bush kit | 1 | TDUK-027 | \$ Kt |
| | U-Bolt kit | 2 | TDUB-027 | \$ Kt |
| | Transmission spacers | 1 | TDSP-002 | \$ Kt |

Note: Must be fitted with all kits.

| FRONT REPLACEMENT BUSHES (QTY PER SHOCK) | | | | |
|---|--------------|---|--------------|-------|
| | Fits Top Pin | 2 | TW959 | \$ Ea |

Note: Bar-pin style bushes not user serviceable.

| REAR REPLACEMENT BUSHES (QTY PER SHOCK) | | | | |
|--|-------------------|---|---------------|-------|
| | Rear Bottom Eying | 1 | 404702 | \$ Ea |

Note: Bar-pin style bushes not user serviceable.



JEEP

GRAND CHEROKEE

WG, WJ, & ZG

06/1999-2005 & 04/1996-1999

EST. LIFT FRONT: 30MM | REAR: 30MM



| FRONT | | | |
|--|----------------------------|---|----|
| FRONT SUSPENSION CHECK LIST | | | |
| You need to order the following items for the front end of your vehicle. | | | |
| | Shock Absorber | 2 | Ea |
| | Coil Springs | 1 | Pr |
| | Steering Damper (Optional) | 1 | Ea |

| REAR | | | |
|---|----------------|---|----|
| REAR SUSPENSION CHECK LIST | | | |
| You need to order the following items for the rear end of your vehicle. | | | |
| | Shock Absorber | 2 | Ea |
| | Coil Springs | 1 | Pr |

| CONTENT | DESCRIPTION | QTY | PART NO | RRP |
|-----------------------------------|---|-----|-----------------|-------|
| FOAM CELL - SHOCK ABSORBER | | | | |
| | Up to 30mm Lift | 2 | FC41068 | \$ Ea |
| | 40MM ADJUSTABLE - SHOCK ABSORBER | | | |
| | Up to 30mm Lift | 2 | BM401068 | \$ Ea |

| CONTENT | DESCRIPTION | QTY | PART NO | RRP |
|-----------------------------------|---|-----|-----------------|-------|
| FOAM CELL - SHOCK ABSORBER | | | | |
| | Up to 30mm Lift - ZG Only | 2 | FC41444 | \$ Ea |
| | Up to 30mm Lift - WG, WJ Only | 2 | FC41190 | \$ Ea |
| | 40MM ADJUSTABLE - SHOCK ABSORBER | | | |
| | Up to 30mm Lift - ZG Only | 2 | BM401444 | \$ Ea |
| | Up to 30mm Lift - WG, WJ Only | 2 | BM401190 | \$ Ea |

| COIL SPRINGS | | | | |
|--------------|-----------------------------|---|---------------|-------|
| | ZG 04/1996-1999 Only | 1 | TDC358 | \$ Pr |
| | WG, WJ 06/1999-2005 Only | 1 | TDC360 | \$ Pr |

| COIL SPRINGS | | | | |
|--------------|---|---|---------------|-------|
| | 0-300kg load ZG 04/1996-1999 Only | 1 | TDC359 | \$ Pr |
| | 0-300kg load WG, WJ 06/1999-2005 Only | 1 | TDC361 | \$ Pr |

| STEERING DAMPERS | | | | |
|------------------|--|---|-------------------|-------|
| | Return To Centre - ZG Only | 1 | SS5922-P/S | \$ Ea |
| | SV 9 Stage Adjustable - ZG Only | 1 | SV5922 | \$ Ea |
| | Return To Centre - WG, WJ Only | 1 | SS5924-P/S | \$ Ea |
| | SV 9 Stage Adjustable - WG, WJ Only | 1 | SV5924 | \$ Ea |

| FRONT REPLACEMENT BUSHES (QTY PER SHOCK) | | | | |
|---|-------------------|---|--------------|-------|
| | Fits Bottom Eying | 2 | TW959 | \$ Ea |
| Note: Bar-pin style bushes not user serviceable. | | | | |

| REAR REPLACEMENT BUSHES (QTY PER SHOCK) | | | | |
|---|-------------------|---|---------------|-------|
| | Rear Bottom Eying | 1 | 404702 | \$ Ea |
| Note: Bar-pin style bushes not user serviceable. | | | | |



JEEP
GRAND CHEROKEE
WK2 - EXCLUDES NIVOMAT MODELS
2011-2015
EST. LIFT FRONT: 40MM | REAR: 40MM



| FRONT | | | |
|--|----------------|---|----|
| FRONT SUSPENSION CHECK LIST | | | |
| You need to order the following items for the front end of your vehicle. | | | |
| | Shock Absorber | 2 | Ea |
| | Coil Springs | 1 | Pr |

| REAR | | | |
|---|----------------|---|----|
| REAR SUSPENSION CHECK LIST | | | |
| You need to order the following items for the rear end of your vehicle. | | | |
| | Shock Absorber | 2 | Ea |
| | Coil Springs | 1 | Pr |

| CONTENT | DESCRIPTION | QTY | PART NO | RRP |
|----------------------------|--|-----|-----------------|-------|
| FOAM CELL - SHOCK ABSORBER | | | | |
| | Not suitable for Nivomat equipped vehicles | 2 | FC404930 | \$ Ea |

| CONTENT | DESCRIPTION | QTY | PART NO | RRP |
|----------------------------|--|-----|----------------|-------|
| FOAM CELL - SHOCK ABSORBER | | | | |
| | Not suitable for Nivomat equipped vehicles | 2 | FC43038 | \$ Ea |

| COIL SPRINGS | | | | |
|--------------|---------------|---|----------------|-------|
| | 3.6 V6 Petrol | 1 | TDC1038 | \$ Pr |
| | 3.0 Diesel | 1 | TDC1040 | \$ Pr |
| | 5.7 V8 Petrol | 1 | TDC1042 | \$ Pr |

| COIL SPRINGS | | | | |
|--------------|-----------------------------|---|----------------|-------|
| | 0-300kg load - V6/V8 Petrol | 1 | TDC1039 | \$ Pr |
| | 0-300kg load - Diesel | 1 | TDC1041 | \$ Pr |

PRODUCT COMPATIBILITY

Tough Dog Suspension components (springs or shocks) will not fit vehicles equipped with Nivomat self-levelling suspension.

Standard rear shocks have an OD of 51mm, while Nivomat shocks have an OD of 63mm.

Note: Nivomats are self-levelling monotube shock absorbers. They are mounted in the rear of the vehicle and are self-contained meaning they have no air lines or electrical connections.



JEEP
WRANGLER
TJ
10/1996-2007
EST. LIFT FRONT: 45MM | REAR: 45MM



| FRONT | | | |
|--|----------------------------|---|----|
| FRONT SUSPENSION CHECK LIST | | | |
| You need to order the following items for the front end of your vehicle. | | | |
| | Shock Absorber | 2 | Ea |
| | Coil Springs | 1 | Pr |
| | Transmission Spacer | 1 | Ea |
| | Steering Damper (Optional) | 1 | Ea |

| REAR | | | |
|---|----------------|---|----|
| REAR SUSPENSION CHECK LIST | | | |
| You need to order the following items for the rear end of your vehicle. | | | |
| | Shock Absorber | 2 | Ea |
| | Coil Springs | 1 | Pr |

| CONTENT | DESCRIPTION | QTY | PART NO | RRP |
|-------------------------------|----------------------------------|-----|-----------------|-------|
| NITROGEN GAS - SHOCK ABSORBER | | | | |
| | OE Height | 2 | BD1063T | \$ Ea |
| | 45mm Lift | 2 | BD1068T | \$ Ea |
| | 40MM ADJUSTABLE - SHOCK ABSORBER | | | |
| | OE Height | 2 | BM401063 | \$ Ea |
| | 45mm Lift | 2 | BM401068 | \$ Ea |

| CONTENT | DESCRIPTION | QTY | PART NO | RRP |
|-------------------------------|----------------------------------|-----|-----------------|-------|
| NITROGEN GAS - SHOCK ABSORBER | | | | |
| | OE Height | 2 | BD1443T | \$ Ea |
| | 45mm Lift | 2 | BD1461T | \$ Ea |
| | 40MM ADJUSTABLE - SHOCK ABSORBER | | | |
| | OE Height | 2 | BM401443 | \$ Ea |
| | 45mm Lift | 2 | BM401461 | \$ Ea |

| COIL SPRINGS | | | | |
|--------------|-----------------|---|---------------|-------|
| | Up to Steel Bar | 1 | TDC354 | \$ Pr |

| COIL SPRINGS | | | | |
|--------------|--------------|---|---------------|-------|
| | 0-300kg load | 1 | TDC355 | \$ Pr |

| STEERING DAMPERS | | | | |
|------------------|-----------------------|---|-------------------|-------|
| | Return To Centre | 1 | SS5922-P/S | \$ Ea |
| | SV 9 Stage Adjustable | 1 | SV5922 | \$ Ea |

| TRANSMISSION SPACERS | | | | |
|----------------------|---|---|-----------------|-------|
| | Transmission Spacer - Manual / Auto 10/1996-2003 Only | 1 | TDSP-001 | \$ Ea |
| | Transmission Spacer - Auto 2003-2007 Only | 1 | TDSP-005 | \$ Ea |
| | Transmission Spacer - Manual 2003-2007 Only | 1 | TDSP-006 | \$ Ea |

| FRONT REPLACEMENT BUSHES (QTY PER SHOCK) | | | | |
|--|--------------|---|--------------|-------|
| | Fits Top Pin | 2 | TW959 | \$ Ea |
| Note: Bar pin style buses are not user servicable. | | | | |



JEEP

WRANGLER

JK

03/2007-2018

EST. LIFT FRONT: 40MM | REAR: 40MM



| FRONT | | | | |
|--|----------------------------|---|----|--|
| FRONT SUSPENSION CHECK LIST | | | | |
| You need to order the following items for the front end of your vehicle. | | | | |
| | Shock Absorber | 2 | Ea | |
| | Coil Springs | 1 | Pr | |
| | Steering Damper (Optional) | 1 | Ea | |
| | Panhard Rod (Optional) | 1 | Ea | |

| REAR | | | | |
|---|----------------|---|----|--|
| REAR SUSPENSION CHECK LIST | | | | |
| You need to order the following items for the rear end of your vehicle. | | | | |
| | Shock Absorber | 2 | Ea | |
| | Coil Springs | 1 | Pr | |

| CONTENT | DESCRIPTION | QTY | PART NO | RRP |
|----------------------------------|-------------|-----|-----------------|-------|
| 40MM ADJUSTABLE - SHOCK ABSORBER | | | | |
| | All models | 2 | BM401069 | \$ Ea |

| CONTENT | DESCRIPTION | QTY | PART NO | RRP |
|----------------------------------|-------------|-----|-----------------|-------|
| 40MM ADJUSTABLE - SHOCK ABSORBER | | | | |
| | All models | 2 | BM401463 | \$ Ea |

| COIL SPRINGS - SWB | | | | |
|--------------------|----------------------------|---|---------------|-------|
| | Up to Steel Bar - Petrol | 1 | TDC331 | \$ Pr |
| | Steel Bar & Winch - Petrol | 1 | TDC332 | \$ Pr |
| | Up to Steel Bar - Diesel | 1 | TDC332 | \$ Pr |
| | Steel Bar & Winch - Diesel | 1 | TDC338 | \$ Pr |

| COIL SPRINGS - SWB | | | | |
|--------------------|----------------------------|---|---------------|-------|
| | 0-300kg load | 1 | TDC340 | \$ Pr |
| | CONSTANT 300kg load | 1 | TDC339 | \$ Pr |

| COIL SPRINGS - LWB | | | | |
|--------------------|----------------------------|---|---------------|-------|
| | Up to Steel Bar - Petrol | 1 | TDC337 | \$ Pr |
| | Steel Bar & Winch - Petrol | 1 | TDC338 | \$ Pr |
| | Up to Steel Bar - Diesel | 1 | TDC338 | \$ Pr |
| | Steel Bar & Winch - Diesel | 1 | TDC342 | \$ Pr |

| COIL SPRINGS - LWB | | | | |
|--------------------|----------------------------|---|---------------|-------|
| | 0-300kg load | 1 | TDC339 | \$ Pr |
| | CONSTANT 300kg load | 1 | TDC341 | \$ Pr |

| STEERING DAMPERS | | | | |
|------------------|-----------------------|---|---------------|-------|
| | SV 9 Stage Adjustable | 1 | SV5926 | \$ Ea |

| PANHARD RODS | | | | |
|--------------|------------------------------|---|-----------------|-------|
| | Adjustable | 1 | TDPR-017 | \$ Ea |
| | Replacement Panhard Rod Bush | 1 | TDUK-035 | \$ Ea |

| FRONT REPLACEMENT BUSHES (QTY PER SHOCK) | | | | |
|--|-----------------|---|---------------------|-------|
| | Fits Top Pin | 2 | TW959 | \$ Ea |
| | Fits Bottom Eye | 1 | 4W-SPF420-02 | \$ Ea |



JEEP
WRANGLER
JL (EX RUBICON)
08/2018 ON
EST. LIFT FRONT: 50MM | REAR: 50MM



| FRONT | | | | |
|--|------------------------------|---|----|--|
| FRONT SUSPENSION CHECK LIST | | | | |
| You need to order the following items for the front end of your vehicle. | | | | |
| | Shock Absorber | 2 | Ea | |
| | Coil Springs | 1 | Pr | |
| | Steering Damper (Optional) | 1 | Ea | |
| | Panhard Rod (Optional) | 1 | Ea | |
| | Lower Control Arm (Optional) | 1 | Pr | |

| REAR | | | | |
|---|----------------|---|----|--|
| REAR SUSPENSION CHECK LIST | | | | |
| You need to order the following items for the rear end of your vehicle. | | | | |
| | Shock Absorber | 2 | Ea | |
| | Coil Springs | 1 | Pr | |

| CONTENT | DESCRIPTION | QTY | PART NO | RRP |
|----------------------------|----------------------------------|-----|-----------------|-------|
| FOAM CELL - SHOCK ABSORBER | | | | |
| | All exc. Rubicon | 2 | FC43028 | \$ Ea |
| | 40MM ADJUSTABLE - SHOCK ABSORBER | | | |
| | All exc. Rubicon | 2 | BM403028 | \$ Ea |

| CONTENT | DESCRIPTION | QTY | PART NO | RRP |
|----------------------------|----------------------------------|-----|-----------------|-------|
| FOAM CELL - SHOCK ABSORBER | | | | |
| | All exc. Rubicon | 2 | FC43029 | \$ Ea |
| | 40MM ADJUSTABLE - SHOCK ABSORBER | | | |
| | All exc. Rubicon | 2 | BM403029 | \$ Ea |

| COIL SPRINGS | | | | |
|--------------|-------------------|---|----------------|-------|
| | Up to Steel Bar | 1 | TDC1018 | \$ Pr |
| | Steel Bar & Winch | 1 | TDC1019 | \$ Pr |

| COIL SPRINGS | | | | |
|--------------|----------------|---|----------------|-------|
| | 0-150kg load | 1 | TDC1020 | \$ Pr |
| | 150-300kg load | 1 | TDC1021 | \$ Pr |

| STEERING DAMPERS | | | | |
|------------------|-----------------------|---|---------------|-------|
| | SV 9 Stage Adjustable | 1 | SV5929 | \$ Ea |

| LOWER CONTROL ARM | | | | |
|--|-------------------|---|-----------------|-------|
| | Lower Control Arm | 1 | TDCA-010 | \$ Ea |
| Fitment of Tough Dog front lower control arms are recommended to restore wheel alignment/caster settings | | | | |

| PANHARD RODS | | | | |
|--------------|------------------------------|---|-----------------|-------|
| | Adjustable | 1 | TDPR-022 | \$ Ea |
| | Replacement Panhard Rod Bush | 1 | TDUK-035 | \$ Ea |



JEEP

GLADIATOR

JT

2019 ON

EST. LIFT FRONT: 50MM | REAR: 40MM



| FRONT | | | | |
|--|----------------------------|---|----|--|
| FRONT SUSPENSION CHECK LIST | | | | |
| You need to order the following items for the front end of your vehicle. | | | | |
| | Shock Absorber | 2 | Ea | |
| | Coil Springs | 1 | Pr | |
| | Lower Control Arms | 1 | Ea | |
| | Panhard Rod (Optional) | 1 | Ea | |
| | Steering Damper (Optional) | 1 | Ea | |

| REAR | | | | |
|---|-------------------------------|---|----|--|
| REAR SUSPENSION CHECK LIST | | | | |
| You need to order the following items for the rear end of your vehicle. | | | | |
| | Shock Absorber | 2 | Ea | |
| | Coil Springs | 1 | Pr | |
| | Sway Bar Links | 1 | Ea | |
| | Panhard Rod (Optional) | 1 | Ea | |
| | Coil Insert Airbag (Optional) | 1 | Kt | |

| CONTENT | DESCRIPTION | QTY | PART NO | RRP |
|-----------------------------------|---|-----|-----------------|-------|
| FOAM CELL - SHOCK ABSORBER | | | | |
| | Up to 50mm Lift | 2 | FC43028 | \$ Ea |
| | 40MM ADJUSTABLE - SHOCK ABSORBER | | | |
| | Up to 50mm Lift | 2 | BM403028 | \$ Ea |

| CONTENT | DESCRIPTION | QTY | PART NO | RRP |
|-----------------------------------|---|-----|-----------------|-------|
| FOAM CELL - SHOCK ABSORBER | | | | |
| | Up to 40mm Lift | 2 | FC43039 | \$ Ea |
| | 40MM ADJUSTABLE - SHOCK ABSORBER | | | |
| | Up to 40mm Lift | 2 | BM403039 | \$ Ea |

| COIL SPRINGS | | | | |
|--------------|------------------------|---|----------------|-------|
| | Up to Steel Bar | 1 | TDC1043 | \$ Pr |
| | With Steel Bar & Winch | 1 | TDC1044 | \$ Pr |

| COIL SPRINGS | | | | |
|--------------|----------------|---|----------------|-------|
| | 0-150kg load | 1 | TDC1045 | \$ Pr |
| | 150-300kg load | 1 | TDC1046 | \$ Pr |

| LOWER CONTROL ARMS | | | | |
|---|--------------------|---|-----------------|-------|
| | Lower Control Arms | 1 | TDCA-010 | \$ Ea |
| Fitment of Tough Dog front lower control arms is recommended to restore wheel alignment/caster settings | | | | |

| AIR ASSIST - COIL INSERT AIR BAGS | | | | |
|---|-----------------------------|---|-----------------|-------|
| | Coil Insert bag - 40mm Lift | 1 | TDAA-029 | \$ Kt |
| | Coil insert Bag - OE Height | 1 | TDAA-026 | \$ Kt |
| Note: Separate Air Assist components can be viewed on page 14. | | | | |

| AIR ASSIST - COIL INSERT WIRELESS AIR SYSTEM | | | | |
|--|---|---|-----------------|-------|
| | Wireless Air System Suits Coil Insert Airbags | 1 | TDAS-002 | \$ Kt |

| STEERING DAMPERS | | | | |
|------------------|-----------------------|---|---------------|-------|
| | SV 9 Stage Adjustable | 1 | SV5929 | \$ Ea |

| PANHARD RODS | | | | |
|--------------|------------------------------|---|-----------------|-------|
| | Adjustable | 1 | TDPR-022 | \$ Ea |
| | Replacement Panhard Rod Bush | 1 | TDUK-035 | \$ Ea |

| PANHARD RODS | | | | |
|--------------|------------|---|-----------------|-------|
| | Adjustable | 1 | TDPR-026 | \$ Ea |


| REAR INDIVIDUAL COMPONENTS | | | | |
|-------------------------------------|----------------|---|-----------------|-------|
| | Sway Bar Links | 1 | TDSP-022 | \$ Ea |
| Note: Required for all Lifts | | | | |







LANDROVER


80, 88 SWB, 109 LWB
SERIES I, II, IIA & III
1953-1983






| FRONT | | | | |
|---|-----------------------------------|-----|----------------|-------|
| CONTENT | DESCRIPTION | QTY | PART NO | RRP |
| NITROGEN GAS - SHOCK ABSORBER | | | | |
|  | Up to 50mm Lift All Models | 2 | BD2000T | \$ Ea |
| | FOAM CELL - SHOCK ABSORBER | | | |
| | Up to 50mm Lift All Models | 2 | FC42000 | \$ Ea |

| REAR | | | | |
|---|------------------------------|-----|----------------|-------|
| CONTENT | DESCRIPTION | QTY | PART NO | RRP |
| NITROGEN GAS - SHOCK ABSORBER | | | | |
|  | SWB Series II, III, IIA, III | 2 | BD3005T | \$ Ea |
| | LWB Series II, III | 2 | BD1399T | \$ Ea |
| FOAM CELL - SHOCK ABSORBER | | | | |
| | SWB Series II, III, IIA, III | 2 | FC43005 | \$ Ea |
| | LWB Series II, III | 2 | FC41399 | \$ Ea |

| STEERING DAMPERS | | | | |
|--|--|---|-------------------|-------|
|  | Heavy Duty | 1 | EXT5000 | \$ Ea |
|  | Return-to-Center - Series 1 Only | 1 | SS5000-M/S | \$ Ea |
|  | SV 9 Stage Adjustable - Series II, IIA & III Only | 1 | SV5000 | \$ Ea |

| FRONT REPLACEMENT BUSHES (QTY PER SHOCK) | | | | |
|---|----------------------------|---|------------------|-------|
|  | Fits Top & Bottom Eying | 2 | 4W-SPF390 | \$ Ea |

| REAR REPLACEMENT BUSHES (QTY PER SHOCK) | | | | |
|---|--|---|------------------|-------|
|  | Fits Top & Bottom Eying - #3005 P/n | 2 | 4W-SPF390 | \$ Ea |
|  | Fits Top Eying - #1399 P/n | 1 | 4W-SPF390 | \$ Ea |
|  | Fits Bottom Pin - #1399 P/n | 2 | TW959 | \$ Ea |



LANDROVER

DEFENDER
110 COUNTY
11/1984-1991

EST. LIFT FRONT: 30MM | REAR: 30MM



| FRONT | | | | |
|--|----------------------------|---|----|--|
| FRONT SUSPENSION CHECK LIST | | | | |
| You need to order the following items for the front end of your vehicle. | | | | |
| | Shock Absorber | 2 | Ea | |
| | Coil Springs | 1 | Pr | |
| | Steering Damper (Optional) | 1 | Ea | |
| | Panhard Rod (Optional) | 1 | Ea | |

| REAR | | | | |
|---|----------------|---|----|--|
| REAR SUSPENSION CHECK LIST | | | | |
| You need to order the following items for the rear end of your vehicle. | | | | |
| | Shock Absorber | 2 | Ea | |
| | Coil Springs | 1 | Pr | |

| CONTENT | DESCRIPTION | QTY | PART NO | RRP | |
|-----------------------------------|---|-----------------|------------------|-------|--|
| FOAM CELL - SHOCK ABSORBER | | | | | |
| | Up to 30mm Lift All Models | 2 | FC41049 | \$ Ea | |
| | 40MM ADJUSTABLE - SHOCK ABSORBER | | | | |
| | Up to 30mm Lift All Models | 2 | BM401049 | \$ Ea | |
| | 45MM ADJUSTABLE- SHOCK ABSORBER | | | | |
| | Up to 30mm Lift All Models | 2 | BMX1049/2 | \$ Ea | |
| | RALPH - SHOCK ABSORBER | | | | |
| Up to 30mm Lift All Models | 2 | TDR1049B | \$ Ea | | |

| CONTENT | DESCRIPTION | QTY | PART NO | RRP | |
|---|---|------------------|-----------------|-------|--|
| FOAM CELL - SHOCK ABSORBER | | | | | |
| | Up to 30mm Lift - Conical Lower Bushes | 2 | FC41397 | \$ Ea | |
| | Flat 45mm Diameter Lower Bush | 2 | FC41398 | \$ Ea | |
| | 40MM ADJUSTABLE - SHOCK ABSORBER | | | | |
| | Up to 30mm Lift - Conical Lower Bushes | 2 | BM401397 | \$ Ea | |
| | Flat 45mm Diameter Lower Bush | 2 | BM401398 | \$ Ea | |
| | 45MM ADJUSTABLE- SHOCK ABSORBER | | | | |
| Up to 30mm Lift - Conical Lower Bushes | 2 | BMX1397/2 | \$ Ea | | |
| Flat 45mm Diameter Lower Bush | 2 | BMX1398/2 | \$ Ea | | |
| RALPH - SHOCK ABSORBER | | | | | |
| Up to 30mm Lift - Conical Lower Bushes | 2 | TDR1397 | \$ Ea | | |
| Flat 45mm Diameter Lower Bush | 2 | TDR1398 | \$ Ea | | |

Note: Conical Lower Bushes - Fit selected part number if the lower rubber bushes are conical in shape & fit into a metal housing.

Note: Flat 45mm in Diameter Lower Bushes - Fit selected part number if the lower rubber bushes are flat & approx. 45mm in diameter.

| COIL SPRINGS | | | | |
|--------------|-------------------------------|---|----------------|-------|
| | Up to Steel Bar - Petrol | 1 | TDC511 | \$ Pr |
| | Steel Bar & Winch - Petrol | 1 | TDC508H | \$ Pr |
| | Up to Steel Bar - Diesel | 1 | TDC513 | \$ Pr |
| | Steel Bar & Winch - Diesel | 1 | TDC508H | \$ Pr |

| COIL SPRINGS | | | | |
|--------------|----------------------------|---|-----------------|-------|
| | 0-300kg load | 1 | TDC512 | \$ Pr |
| | CONSTANT 300kg load | 1 | TDC512HH | \$ Pr |

| STEERING DAMPER | | | | |
|-----------------|-----------------------|---|-------------------|-------|
| | Heavy Duty | 1 | EXT5009 | \$ Ea |
| | Return-to-Center | 1 | SS5009-P/S | \$ Ea |
| | SV 9 Stage Adjustable | 1 | SV5009 | \$ Ea |







LANDROVER





**DEFENDER
110 COUNTY
11/1984-1991**


EST. LIFT FRONT: 30MM | REAR: 30MM







| FRONT | | | | |
|---|--|-----|-----------------|-------|
| CONTENT | DESCRIPTION | QTY | PART NO | RRP |
| PANHARD RODS | | | | |
|  | Adjustable (14mm ID sleeve) - to Chassis #2A626645 | 1 | TDPR-002 | \$ Ea |
|  | Replacement Bush kit - TDPR-002 | 1 | TDUK-028 | \$ Kt |
|  | Adjustable (16mm ID sleeve) - to Chassis #2626646 | 1 | TDPR-018 | \$ Ea |
|  | Replacement Bush kit - TDPR-018 | 1 | TDUK-029 | \$ Kt |

| REAR | | | | |
|---------|-------------|-----|---------|-----|
| CONTENT | DESCRIPTION | QTY | PART NO | RRP |

| FRONT INDIVIDUAL COMPONENTS | | | | |
|---|---|---|-----------------|-------|
|  | 2 Degree Castor Bush Kit with 38mm Wide Arms with 48mm tube length | 1 | TDUK-059 | \$ Kt |
|  | Radius Rod to Chassis Bush Kit Fits 38mm Wide Arms | 1 | TDUK-060 | \$ Kt |
|  | 2 Degree Castor Bush Kit with 44mm Wide Arms with 54mm tube length | 1 | TDUK-061 | \$ Kt |
|  | Radius Rod to Chassis Bush Kit Fits 44mm Wide Arms | 1 | TDUK-062 | \$ Kt |

| FRONT REPLACEMENT BUSHES (QTY PER SHOCK) | | | | |
|--|---------------|---|--------------|-------|
|  | Fit Top Eying | 4 | TW957 | \$ Ea |

| REAR REPLACEMENT BUSHES (QTY PER SHOCK) | | | | |
|---|----------------------|---|-----------------|-------|
|  | Fit Top Eying #1398 | 2 | ADJ00191 | \$ Ea |
|  | Fit Bottom Pin #1398 | 1 | TW957 | \$ Ea |
|  | Fit Top Eying #1397 | 1 | 415024 | \$ Ea |
|  | Fit Bottom Pin #1397 | 2 | TW967 | \$ Ea |



LANDROVER

DEFENDER
90 SERIES
1992-2016

EST. LIFT FRONT: 30MM | REAR: 30MM



| FRONT | | | | |
|--|----------------------------|---|----|--|
| FRONT SUSPENSION CHECK LIST | | | | |
| You need to order the following items for the front end of your vehicle. | | | | |
| | Shock Absorber | 2 | Ea | |
| | Coil Springs | 1 | Pr | |
| | Panhard Rod (Optional) | 1 | Ea | |
| | Steering Damper (Optional) | 1 | Ea | |

| REAR | | | | |
|---|----------------|---|----|--|
| REAR SUSPENSION CHECK LIST | | | | |
| You need to order the following items for the rear end of your vehicle. | | | | |
| | Shock Absorber | 2 | Ea | |
| | Coil Springs | 1 | Pr | |

| CONTENT | DESCRIPTION | QTY | PART NO | RRP | |
|-----------------------------------|---|-----------------|------------------|-------|--|
| FOAM CELL - SHOCK ABSORBER | | | | | |
| | Up to 30mm Lift | 2 | FC41049 | \$ Ea | |
| | 40MM ADJUSTABLE - SHOCK ABSORBER | | | | |
| | Up to 30mm Lift | 2 | BM401049 | \$ Ea | |
| | 45MM ADJUSTABLE - SHOCK ABSORBER | | | | |
| | Up to 30mm Lift | 2 | BMX1049/2 | \$ Ea | |
| | RALPH - SHOCK ABSORBER | | | | |
| Up to 30mm Lift | 2 | TDR1049B | \$ Ea | | |

| CONTENT | DESCRIPTION | QTY | PART NO | RRP | |
|--|---|------------------|-----------------|-------|--|
| FOAM CELL - SHOCK ABSORBER | | | | | |
| | Up to 30mm Lift - Conical Lower Bushes | 2 | FC41397 | \$ Ea | |
| | Flat 45mm Diameter Lower Bush | 2 | FC41398 | \$ Ea | |
| | 40MM ADJUSTABLE - SHOCK ABSORBER | | | | |
| | Up to 30mm Lift - Conical Lower Bushes | 2 | BM401397 | \$ Ea | |
| | Flat 45mm Diameter Lower Bush | 2 | BM401398 | \$ Ea | |
| | 45MM ADJUSTABLE - SHOCK ABSORBER | | | | |
| Up to 30mm Lift - Conical Lower Bushes | 2 | BMX1397/2 | \$ Ea | | |
| Flat 45mm Diameter Lower Bush | 2 | BMX1398/2 | \$ Ea | | |
| RALPH - SHOCK ABSORBER | | | | | |
| Up to 30mm Lift - Conical Lower Bushes | 2 | TDR1397 | \$ Ea | | |
| Flat 45mm Diameter Lower Bush | 2 | TDR1398 | \$ Ea | | |

Note: Conical Lower Bushes - Fit selected part number if the lower rubber bushes are conical in shape & fit into a metal housing.

Note: Flat 45mm in Diameter Lower Bushes - Fit selected part number if the lower rubber bushes are flat & approx. 45mm in diameter.

| COIL SPRINGS | | | | |
|--------------|---------------------------------|---|---------------|-------|
| | Up to Steel Bar - Petrol | 1 | TDC505 | \$ Pr |
| | With Steel Bar & Winch - Petrol | 1 | TDC535 | \$ Pr |
| | Up to Steel Bar - Diesel | 1 | TDC535 | \$ Pr |
| | With Steel Bar & Winch - Diesel | 1 | TDC504 | \$ Pr |

| COIL SPRINGS | | | | |
|--------------|----------------------------|---|----------------|-------|
| | 0-300kg load | 1 | TDC518 | \$ Pr |
| | CONSTANT 300kg load | 1 | TDC518H | \$ Pr |
| | CONSTANT 500kg load | 1 | TDC504 | \$ Pr |

| STEERING DAMPER | | | | |
|-----------------|-----------------------|---|-------------------|-------|
| | Heavy Duty | 1 | EXT5009 | \$ Ea |
| | Return-to-Center | 1 | SS5009-P/S | \$ Ea |
| | SV 9 Stage Adjustable | 1 | SV5009 | \$ Ea |







LANDROVER





**DEFENDER
90 SERIES
1992-2016**


EST. LIFT FRONT: 30MM | REAR: 30MM







| FRONT | | | | |
|---|--|-----|-----------------|-------|
| CONTENT | DESCRIPTION | QTY | PART NO | RRP |
| PANHARD RODS | | | | |
|  | Adjustable (14mm ID sleeve) - to Chassis #2A626645 | 1 | TDPR-002 | \$ Ea |
|  | Replacement Bush kit - TDPR-002 | 1 | TDUK-028 | \$ Kt |
|  | Adjustable (16mm ID sleeve) - to Chassis #2626646 | 1 | TDPR-018 | \$ Ea |
|  | Replacement Bush kit - TDPR-018 | 1 | TDUK-029 | \$ Kt |

| REAR | | | | |
|---------|-------------|-----|---------|-----|
| CONTENT | DESCRIPTION | QTY | PART NO | RRP |

| FRONT INDIVIDUAL COMPONENTS | | | | |
|---|---|---|-----------------|-------|
|  | 2 Degree Castor Bush Kit with 38mm Wide Arms with 48mm tube length | 1 | TDUK-059 | \$ Kt |
|  | Radius Rod to Chassis Bush Kit Fits 38mm Wide Arms | 1 | TDUK-060 | \$ Kt |
|  | 2 Degree Castor Bush Kit with 44mm Wide Arms with 54mm tube length | 1 | TDUK-061 | \$ Kt |
|  | Radius Rod to Chassis Bush Kit Fits 44mm Wide Arms | 1 | TDUK-062 | \$ Kt |

| FRONT REPLACEMENT BUSHES (QTY PER SHOCK) | | | | |
|--|---------------|---|--------------|-------|
|  | Fit Top Eying | 4 | TW957 | \$ Ea |

| REAR REPLACEMENT BUSHES (QTY PER SHOCK) | | | | |
|---|----------------------|---|-----------------|-------|
|  | Fit Top Eying #1398 | 2 | ADJ00191 | \$ Ea |
|  | Fit Bottom Pin #1398 | 1 | TW957 | \$ Ea |
|  | Fit Top Eying #1397 | 1 | 415024 | \$ Ea |
|  | Fit Bottom Pin #1397 | 2 | TW967 | \$ Ea |



LANDROVER

DEFENDER
110, 130 SERIES
1992-2016

EST. LIFT FRONT: 30MM | REAR: 30MM



| FRONT | | | | |
|--|----------------------------|---|----|--|
| FRONT SUSPENSION CHECK LIST | | | | |
| You need to order the following items for the front end of your vehicle. | | | | |
| | Shock Absorber | 2 | Ea | |
| | Coil Springs | 1 | Pr | |
| | Panhard Rod (Optional) | 1 | Ea | |
| | Steering Damper (Optional) | 1 | Ea | |

| REAR | | | | |
|---|----------------|---|----|--|
| REAR SUSPENSION CHECK LIST | | | | |
| You need to order the following items for the rear end of your vehicle. | | | | |
| | Shock Absorber | 2 | Ea | |
| | Coil Springs | 1 | Pr | |

| CONTENT | DESCRIPTION | QTY | PART NO | RRP | |
|-----------------------------------|---|-----------------|------------------|-------|--|
| FOAM CELL - SHOCK ABSORBER | | | | | |
| | Up to 30mm Lift | 2 | FC41049 | \$ Ea | |
| | 40MM ADJUSTABLE - SHOCK ABSORBER | | | | |
| | Up to 30mm Lift | 2 | BM401049 | \$ Ea | |
| | 45MM ADJUSTABLE - SHOCK ABSORBER | | | | |
| | Up to 30mm Lift | 2 | BMX1049/2 | \$ Ea | |
| | RALPH - SHOCK ABSORBER | | | | |
| Up to 30mm Lift | 2 | TDR1049B | \$ Ea | | |

| CONTENT | DESCRIPTION | QTY | PART NO | RRP | |
|--|---|------------------|-----------------|-------|--|
| FOAM CELL - SHOCK ABSORBER | | | | | |
| | Up to 30mm Lift - Conical Lower Bushes | 2 | FC41397 | \$ Ea | |
| | Flat 45mm Diameter Lower Bush | 2 | FC41398 | \$ Ea | |
| | 40MM ADJUSTABLE - SHOCK ABSORBER | | | | |
| | Up to 30mm Lift - Conical Lower Bushes | 2 | BM401397 | \$ Ea | |
| | Flat 45mm Diameter Lower Bush | 2 | BM401398 | \$ Ea | |
| | 45MM ADJUSTABLE - SHOCK ABSORBER | | | | |
| Up to 30mm Lift - Conical Lower Bushes | 2 | BMX1397/2 | \$ Ea | | |
| Flat 45mm Diameter Lower Bush | 2 | BMX1398/2 | \$ Ea | | |
| RALPH - SHOCK ABSORBER | | | | | |
| Up to 30mm Lift - Conical Lower Bushes | 2 | TDR1397 | \$ Ea | | |
| Flat 45mm Diameter Lower Bush | 2 | TDR1398 | \$ Ea | | |

Note: Conical Lower Bushes - Fit selected part number if the lower rubber bushes are conical in shape & fit into a metal housing.

Note: Flat 45mm in Diameter Lower Bushes - Fit selected part number if the lower rubber bushes are flat & approx. 45mm in diameter.

| COIL SPRINGS | | | | |
|--------------|---------------------------------|---|---------------|-------|
| | Up to Steel Bar - Petrol | 1 | TDC520 | \$ Pr |
| | With Steel Bar & Winch - Petrol | 1 | TDC514 | \$ Pr |

| COIL SPRINGS | | | | |
|--------------|---|---|----------------|-------|
| | 0-300kg load - 110 Series | 1 | TDC536 | \$ Pr |
| | 0-500kg load - 130 Series | 1 | TDC523 | \$ Pr |
| | CONSTANT 500kg load - 130 Series | 1 | TDC522H | \$ Pr |

| STEERING DAMPER | | | | |
|-----------------|-----------------------|---|-------------------|-------|
| | Heavy Duty | 1 | EXT5009 | \$ Ea |
| | Return-to-Center | 1 | SS5009-P/S | \$ Ea |
| | SV 9 Stage Adjustable | 1 | SV5009 | \$ Ea |







LANDROVER





DEFENDER
110, 130 SERIES
1992-2016


EST. LIFT FRONT: 30MM | REAR: 30MM







| FRONT | | | | |
|---|---|-----|-----------------|-------|
| CONTENT | DESCRIPTION | QTY | PART NO | RRP |
| PANHARD RODS | | | | |
|  | Adjustable (14mm ID sleeve) - to Chassis #2A626645 | 1 | TDPR-002 | \$ Ea |
|  | Replacement Bush kit - TDPR-002 | 1 | TDUK-028 | \$ Kt |
|  | Adjustable (16mm ID sleeve) - to Chassis #2626646 | 1 | TDPR-018 | \$ Ea |
|  | Replacement Bush kit - TDPR-018 | 1 | TDUK-029 | \$ Kt |

| REAR | | | | |
|---------|-------------|-----|---------|-----|
| CONTENT | DESCRIPTION | QTY | PART NO | RRP |

| FRONT INDIVIDUAL COMPONENTS | | | | |
|---|--|---|-----------------|-------|
|  | 2 Degree Castor Bush Kit with 38mm Wide Arms with 48mm tube length | 1 | TDUK-059 | \$ Kt |
|  | Radius Rod to Chassis Bush Kit Fits 38mm Wide Arms | 1 | TDUK-060 | \$ Kt |
|  | 2 Degree Castor Bush Kit with 44mm Wide Arms with 54mm tube length | 1 | TDUK-061 | \$ Kt |
|  | Radius Rod to Chassis Bush Kit Fits 44mm Wide Arms | 1 | TDUK-062 | \$ Kt |

| FRONT REPLACEMENT BUSHES (QTY PER SHOCK) | | | | |
|--|---------------|---|--------------|-------|
|  | Fit Top Eying | 4 | TW957 | \$ Ea |

| REAR REPLACEMENT BUSHES (QTY PER SHOCK) | | | | |
|---|----------------------|---|-----------------|-------|
|  | Fit Top Eying #1398 | 2 | ADJ00191 | \$ Ea |
|  | Fit Bottom Pin #1398 | 1 | TW957 | \$ Ea |
|  | Fit Top Eying #1397 | 1 | 415024 | \$ Ea |
|  | Fit Bottom Pin #1397 | 2 | TW967 | \$ Ea |



LANDROVER

DISCOVERY
SERIES I
04/1991-1999

EST. LIFT FRONT: 30MM | REAR: 30MM



| FRONT | | | | |
|--|----------------------------|---|----|--|
| FRONT SUSPENSION CHECK LIST | | | | |
| You need to order the following items for the front end of your vehicle. | | | | |
| | Shock Absorber | 2 | Ea | |
| | Coil Springs | 1 | Pr | |
| | Panhard Rod (Optional) | 1 | Ea | |
| | Steering Damper (Optional) | 1 | Ea | |

| REAR | | | | |
|---|----------------|---|----|--|
| REAR SUSPENSION CHECK LIST | | | | |
| You need to order the following items for the rear end of your vehicle. | | | | |
| | Shock Absorber | 2 | Ea | |
| | Coil Springs | 1 | Pr | |

| CONTENT | DESCRIPTION | QTY | PART NO | RRP | |
|-----------------------------------|---|-----------------|------------------|-------|--|
| FOAM CELL - SHOCK ABSORBER | | | | | |
| | Up to 30mm Lift | 2 | FC41049 | \$ Ea | |
| | 40MM ADJUSTABLE - SHOCK ABSORBER | | | | |
| | Up to 30mm Lift | 2 | BM401049 | \$ Ea | |
| | 45MM ADJUSTABLE - SHOCK ABSORBER | | | | |
| | Up to 30mm Lift | 2 | BMX1049/2 | \$ Ea | |
| | RALPH - SHOCK ABSORBER | | | | |
| Up to 30mm Lift | 2 | TDR1049B | \$ Ea | | |

| CONTENT | DESCRIPTION | QTY | PART NO | RRP | |
|--|---|------------------|-----------------|-------|--|
| FOAM CELL - SHOCK ABSORBER | | | | | |
| | Up to 30mm Lift - Conical Lower Bushes | 2 | FC41397 | \$ Ea | |
| | Flat 45mm Diameter Lower Bush | 2 | FC41398 | \$ Ea | |
| | 40MM ADJUSTABLE - SHOCK ABSORBER | | | | |
| | Up to 30mm Lift - Conical Lower Bushes | 2 | BM401397 | \$ Ea | |
| | Flat 45mm Diameter Lower Bush | 2 | BM401398 | \$ Ea | |
| | 45MM ADJUSTABLE - SHOCK ABSORBER | | | | |
| Up to 30mm Lift - Conical Lower Bushes | 2 | BMX1397/2 | \$ Ea | | |
| Flat 45mm Diameter Lower Bush | 2 | BMX1398/2 | \$ Ea | | |
| RALPH - SHOCK ABSORBER | | | | | |
| Up to 30mm Lift - Conical Lower Bushes | 2 | TDR1397 | \$ Ea | | |
| Flat 45mm Diameter Lower Bush | 2 | TDR1398 | \$ Ea | | |

Note: Conical Lower Bushes - Fit selected part number if the lower rubber bushes are conical in shape & fit into a metal housing.

Note: Flat 45mm in Diameter Lower Bushes - Fit selected part number if the lower rubber bushes are flat & approx. 45mm in diameter.

| COIL SPRINGS | | | | |
|--------------|-------------------|---|---------------|-------|
| | Up to Steel bar | 1 | TDC505 | \$ Pr |
| | Steel Bar & Winch | 1 | TDC504 | \$ Pr |

| COIL SPRINGS | | | | |
|--------------|----------------------------|---|----------------|-------|
| | 0-300kg load | 1 | TDC518 | \$ Pr |
| | CONSTANT 300kg load | 1 | TDC518H | \$ Pr |

| STEERING DAMPER | | | | |
|-----------------|-----------------------|---|-------------------|-------|
| | Heavy Duty | 1 | EXT5000 | \$ Ea |
| | Return-to-Center | 1 | SS5000-P/S | \$ Ea |
| | SV 9 Stage Adjustable | 1 | SV5000 | \$ Ea |





LANDROVER





DISCOVERY
SERIES I
04/1991-1999


EST. LIFT FRONT: 30MM | REAR: 30MM







| FRONT | | | | |
|---|--|-----|-----------------|-------|
| CONTENT | DESCRIPTION | QTY | PART NO | RRP |
| PANHARD RODS | | | | |
|  | Adjustable (14mm ID sleeve) - to Chassis #2A626645 | 1 | TDPR-002 | \$ Ea |
|  | Replacement Bush kit - TDPR-002 | 1 | TDUK-028 | \$ Ea |

| REAR | | | | |
|---------|-------------|-----|---------|-----|
| CONTENT | DESCRIPTION | QTY | PART NO | RRP |

| FRONT INDIVIDUAL COMPONENTS | | | | |
|---|---|---|-----------------|-------|
|  | 2 Degree Castor Bush Kit with 38mm Wide Arms with 48mm tube length | 1 | TDUK-059 | \$ Kt |
|  | Radius Rod to Chassis Bush Kit Fits 38mm Wide Arms | 1 | TDUK-060 | \$ Kt |
|  | 2 Degree Castor Bush Kit with 44mm Wide Arms with 54mm tube length | 1 | TDUK-061 | \$ Kt |
|  | Radius Rod to Chassis Bush Kit Fits 44mm Wide Arms | 1 | TDUK-062 | \$ Kt |

| FRONT REPLACEMENT BUSHES (QTY PER SHOCK) | | | | |
|--|----------------------|---|--------------|-------|
|  | Fit Top & Bottom Pin | 4 | TW957 | \$ Ea |

| REAR REPLACEMENT BUSHES (QTY PER SHOCK) | | | | |
|---|----------------------|---|-----------------|-------|
|  | Fit Top Eying #1397 | 1 | 415024 | \$ Ea |
|  | Fit Bottom Pin #1397 | 2 | TW967 | \$ Ea |
|  | Fit Top Eying #1398 | 1 | ADJ00191 | \$ Ea |
|  | Fit Bottom Pin #1398 | 2 | TW957 | \$ Ea |



LANDROVER

DISCOVERY

SERIES II & III

SII - 03/1999-04/2005, SIII - 04/2005-2009

EST. LIFT FRONT: 35MM | REAR: 35MM



| FRONT | | | | |
|--|--------------------------------|---|----|--|
| FRONT SUSPENSION CHECK LIST | | | | |
| You need to order the following items for the front end of your vehicle. | | | | |
| | Shock Absorber (Series II) | 2 | Ea | |
| | Coil Springs (Series II & III) | 1 | Pr | |
| | Steering Damper (Optional) | 1 | Ea | |

| REAR | | | | |
|---|--------------------------------|---|----|--|
| REAR SUSPENSION CHECK LIST | | | | |
| You need to order the following items for the rear end of your vehicle. | | | | |
| | Shock Absorber (Series II) | 2 | Ea | |
| | Coil Springs (Series II & III) | 1 | Pr | |

| CONTENT | DESCRIPTION | QTY | PART NO | RRP |
|-----------------------------------|---|-----|-----------------|-------|
| FOAM CELL - SHOCK ABSORBER | | | | |
| | Up to 35mm Lift Series II Only | 2 | FC41043 | \$ Ea |
| | 40MM ADJUSTABLE - SHOCK ABSORBER | | | |
| | Up to 35mm Lift Series II Only | 2 | BM401043 | \$ Ea |

| CONTENT | DESCRIPTION | QTY | PART NO | RRP |
|-----------------------------------|---|-----|-----------------|-------|
| FOAM CELL - SHOCK ABSORBER | | | | |
| | Up to 35mm Lift Series II Only | 2 | FC41396 | \$ Ea |
| | 40MM ADJUSTABLE - SHOCK ABSORBER | | | |
| | Up to 35mm Lift Series II Only | 2 | BM401396 | \$ Ea |

| COIL SPRINGS - SERIES II ONLY | | | | |
|-------------------------------|-------------------|---|----------------|-------|
| | Up to Steel Bar | 1 | TDC530 | \$ Pr |
| | Steel Bar & Winch | 1 | TDC530H | \$ Pr |

| COIL SPRINGS - SERIES II ONLY | | | | |
|-------------------------------|----------------------------|---|----------------|-------|
| | 0-300kg load | 1 | TDC508 | \$ Pr |
| | CONSTANT 300kg load | 1 | TDC508H | \$ Pr |

| COIL SPRINGS - SERIES III ONLY - 40MM LIFT | | | | |
|--|-------------------|---|----------------|-------|
| | Up to Steel Bar | 1 | TDC545 | \$ Pr |
| | Steel Bar & Winch | 1 | TDC545H | \$ Pr |

| COIL SPRINGS - SERIES III ONLY - 40MM LIFT | | | | |
|--|----------------------------|---|----------------|-------|
| | 0-300kg load | 1 | TDC546 | \$ Pr |
| | CONSTANT 300kg load | 1 | TDC546H | \$ Pr |

| STEERING DAMPER | | | | |
|-----------------|--|---|-------------------|-------|
| | Heavy Duty Replacement | 1 | EXT5003 | \$ Ea |
| | Return-to-Center (Only power steering) | 1 | SS5003-P/S | \$ Ea |
| | SV 9 Stage Adjustable | 1 | SV5003 | \$ Ea |

| AIR ASSIST - COIL INSERT AIR BAGS | | | | |
|---|--|---|-----------------|-------|
| | SERIES II ONLY COIL INSERT BAG - 35mm Lift | 1 | TDAA-039 | \$ Kt |
| Note: Separate Air Assist components can be viewed on page 14. | | | | |

| AIR ASSIST - COIL INSERT WIRELESS AIR SYSTEM | | | | |
|--|---|---|-----------------|-------|
| | Wireless Air System Suits Coil Insert Airbags | 1 | TDAS-002 | \$ Kt |



LANDROVER

RANGE ROVER
CLASSIC - NON AIR SUSPENSION
06/1972-1995
EST. LIFT FRONT: 35MM | REAR: 35MM



| FRONT | | | | |
|--|----------------------------|---|----|--|
| FRONT SUSPENSION CHECK LIST | | | | |
| You need to order the following items for the front end of your vehicle. | | | | |
| | Shock Absorber | 2 | Ea | |
| | Coil Springs | 1 | Pr | |
| | Panhard Rod (Optional) | 1 | Ea | |
| | Steering Damper (Optional) | 1 | Ea | |

| REAR | | | | |
|---|----------------|---|----|--|
| REAR SUSPENSION CHECK LIST | | | | |
| You need to order the following items for the rear end of your vehicle. | | | | |
| | Shock Absorber | 2 | Ea | |
| | Coil Springs | 1 | Pr | |

| CONTENT | DESCRIPTION | QTY | PART NO | RRP |
|------------------------------------|---|-----------------|------------------|-------|
| FOAM CELL - SHOCK ABSORBER | | | | |
| | Up to 35mm Lift Non Air suspension | 2 | FC41049 | \$ Ea |
| | 40MM ADJUSTABLE - SHOCK ABSORBER | | | |
| | Up to 35mm Lift Non Air suspension | 2 | BM401049 | \$ Ea |
| | 45MM ADJUSTABLE - SHOCK ABSORBER | | | |
| | Up to 35mm Lift Non Air suspension | 2 | BMX1049/2 | \$ Ea |
| | RALPH - SHOCK ABSORBER | | | |
| Up to 35mm Lift Non Air suspension | 2 | TDR1049B | \$ Ea | |

| CONTENT | DESCRIPTION | QTY | PART NO | RRP |
|------------------------------------|---|----------------|------------------|-------|
| FOAM CELL - SHOCK ABSORBER | | | | |
| | Up to 35mm Lift Non Air suspension | 2 | FC41398 | \$ Ea |
| | 40MM ADJUSTABLE - SHOCK ABSORBER | | | |
| | Up to 35mm Lift Non Air suspension | 2 | BM401398 | \$ Ea |
| | 45MM ADJUSTABLE - SHOCK ABSORBER | | | |
| | Up to 35mm Lift Non Air suspension | 2 | BMX1398/2 | \$ Ea |
| | RALPH - SHOCK ABSORBER | | | |
| Up to 35mm Lift Non Air suspension | 2 | TDR1398 | \$ Ea | |

| COIL SPRINGS | | | | |
|--------------|--------------------------|---|---------------|-------|
| | Diesel - Up to Steel Bar | 1 | TDC505 | \$ Pr |
| | With Steel Bar & Winch | 1 | TDC504 | \$ Pr |

| COIL SPRINGS | | | | |
|--------------|----------------------------|---|----------------|-------|
| | 0-300kg load | 1 | TDC504 | \$ Pr |
| | CONSTANT 300kg load | 1 | TDC508 | \$ Pr |
| | CONSTANT 500kg load | 1 | TDC508H | \$ Pr |

| STEERING DAMPERS | | | | |
|------------------|--|---|-------------------|-------|
| | Heavy Duty Replacement | 1 | EXT5000 | \$ Ea |
| | Return-to-Center (Power Steering Only) | 1 | SS5000-P/S | \$ Ea |
| | SV 9 Stage Adjustable | 1 | SV5000 | \$ Ea |

| PANHARD RODS | | | | |
|--------------|---------------------------------|---|-----------------|-------|
| | Adjustable (14mm ID sleeve) | 1 | TDPR-002 | \$ Ea |
| | Replacement Bush kit - TDPR-002 | 1 | TDUK-028 | \$ Kt |
| | Adjustable (16mm ID sleeve) | 1 | TDPR-018 | \$ Ea |
| | Replacement Bush kit - TDPR-018 | 1 | TDUK-029 | \$ Kt |

| FRONT REPLACEMENT BUSHES (QTY PER SHOCK) | | | | |
|--|----------------------|---|--------------|-------|
| | Fit Top & Bottom Pin | 4 | TW957 | \$ Ea |

| REAR REPLACEMENT BUSHES (QTY PER SHOCK) | | | | |
|---|----------------|---|-----------------|-------|
| | Fit Bottom Pin | 2 | TW957 | \$ Ea |
| | Fit Top Eying | 1 | ADJ00191 | \$ Ea |





LANDROVER




RANGE ROVER
- WITH AIR SUSPENSION
05/1995-2000



EST. LIFT FRONT: 35MM | REAR: 35MM






| FRONT | | | | |
|---|---|-----|------------------|-------|
| CONTENT | DESCRIPTION | QTY | PART NO | RRP |
| FOAM CELL - SHOCK ABSORBER | | | | |
|  | Up to 35mm Lift With Air suspension | 2 | FC41008 | \$ Ea |
| | 40MM ADJUSTABLE - SHOCK ABSORBER | | | |
| | Up to 35mm Lift With Air suspension | 2 | BM401008 | \$ Ea |
| | 45MM ADJUSTABLE - SHOCK ABSORBER | | | |
| | Up to 35mm Lift With Air suspension | 2 | BMX1008/2 | \$ Ea |
| RALPH - SHOCK ABSORBER | | | | |
| | Up to 35mm Lift With Air suspension | 2 | TDR1008B | \$ Ea |

| REAR | | | | |
|---|---|-----|------------------|-------|
| CONTENT | DESCRIPTION | QTY | PART NO | RRP |
| FOAM CELL - SHOCK ABSORBER | | | | |
|  | Up to 35mm Lift With Air suspension | 2 | FC41397 | \$ Ea |
| | 40MM ADJUSTABLE - SHOCK ABSORBER | | | |
| | Up to 35mm Lift With Air suspension | 2 | BM401397 | \$ Ea |
| | 45MM ADJUSTABLE - SHOCK ABSORBER | | | |
| | Up to 35mm Lift With Air suspension | 2 | BMX1397/2 | \$ Ea |
| RALPH - SHOCK ABSORBER | | | | |
| | Up to 35mm Lift With Air suspension | 2 | TDR1397 | \$ Ea |

| STEERING DAMPERS | | | | |
|--|---|---|-------------------|-------|
|  | Heavy Duty Replacement | 1 | EXT5000 | \$ Ea |
|  | Return-to-Center (Power Steering Only) | 1 | SS5000-P/S | \$ Ea |
|  | SV 9 Stage Adjustable | 1 | SV5000 | Ea |

| PANHARD RODS | | | | |
|---|------------------------------------|---|-----------------|-------|
|  | Adjustable (14mm ID sleeve) | 1 | TDPR-002 | \$ Ea |
|  | Replacement Bush kit - TDPR-002 | 1 | TDUK-028 | \$ Kt |

| FRONT REPLACEMENT BUSHES (QTY PER SHOCK) | | | | |
|--|------------------------|---|--------------|-------|
|  | Fits Top & Bottom Pins | 2 | TW957 | \$ Ea |

| REAR REPLACEMENT BUSHES (QTY PER SHOCK) | | | | |
|---|-----------------|---|---------------|-------|
|  | Fits Top Eying | 1 | 415024 | \$ Ea |
|  | Fits Bottom Pin | 2 | TW967 | \$ Ea |



LADA
NIVA

07/1983-1998

EST. LIFT FRONT: 25MM | REAR: 25MM



| FRONT | | | | |
|--|----------------|---|----|--|
| FRONT SUSPENSION CHECK LIST | | | | |
| You need to order the following items for the front end of your vehicle. | | | | |
| | Shock Absorber | 2 | Ea | |
| | Coil Springs | 1 | Pr | |

| REAR | | | | |
|---|----------------|---|----|--|
| REAR SUSPENSION CHECK LIST | | | | |
| You need to order the following items for the rear end of your vehicle. | | | | |
| | Shock Absorber | 2 | Ea | |
| | Coil Springs | 1 | Pr | |

| CONTENT | DESCRIPTION | QTY | PART NO | RRP |
|-------------------------------|-----------------|-----|----------------|-------|
| NITROGEN GAS - SHOCK ABSORBER | | | | |
| | Up to 25mm Lift | 2 | BD2006T | \$ Ea |

| CONTENT | DESCRIPTION | QTY | PART NO | RRP |
|-------------------------------|-----------------|-----|----------------|-------|
| NITROGEN GAS - SHOCK ABSORBER | | | | |
| | Up to 25mm Lift | 2 | BD3020T | \$ Ea |

| COIL SPRINGS | | | | |
|--------------|---------------------------------|---|---------------|-------|
| | 25mm Lift - All applications | 1 | TDC402 | \$ Pr |

| COIL SPRINGS | | | | |
|--------------|---------------------------------|---|---------------|-------|
| | 25mm Lift - All applications | 1 | TDC403 | \$ Pr |

| FRONT REPLACEMENT BUSHES (QTY PER SHOCK) | | | | |
|--|-------------------|---|---------------|-------|
| | Fits Top Pin | 2 | TW959 | \$ Ea |
| | Fits Bottom Eying | 1 | 412773 | \$ Ea |

| REAR REPLACEMENT BUSHES (QTY PER SHOCK) | | | | |
|---|-------------------|---|---------------------|-------|
| | Fits Top Eying | 1 | 404702 | \$ Ea |
| | Fits Bottom Eying | 1 | 4W-SPF420-02 | \$ Ea |



LDV
D90

2018 ON
EST. LIFT FRONT: 40MM | REAR: 40MM



| FRONT | | | | |
|--|----------------------|---|----|--|
| FRONT SUSPENSION CHECK LIST | | | | |
| You need to order the following items for the front end of your vehicle. | | | | |
| | Assembled struts | 2 | Ea | |
| | OR | | | |
| | Struts | 2 | Ea | |
| | Coil Springs | 1 | Pr | |
| | Strut Top (Optional) | 2 | Ea | |

| REAR | | | | |
|---|--------------------------------|---|----|--|
| REAR SUSPENSION CHECK LIST | | | | |
| You need to order the following items for the rear end of your vehicle. | | | | |
| | Shock Absorber | 2 | Ea | |
| | Coil Springs | 2 | Ea | |
| | Coil Insert Airbags (Optional) | 1 | Kt | |

| CONTENT | DESCRIPTION | QTY | PART NO | RRP |
|---|------------------------|-----|---------|-------|
| ASSEMBLED STRUTS - FOAM CELL | | | | |
| Assembled Struts are made up of: 1 x Strut, 1 x Coil, 1 x Strut top | | | | |
| | No Accessories | 2 | LDV-004 | \$ Ea |
| | With Steel Bar | 2 | LDV-005 | \$ Ea |
| | With Steel Bar & Winch | 2 | LDV-006 | \$ Ea |
| ASSEMBLED STRUTS - 40MM ADJUSTABLE | | | | |
| Assembled Struts are made up of: 1 x Strut, 1 x Coil, 1 x Strut top | | | | |
| | No Accessories | 2 | LDV-001 | \$ Ea |
| | With Steel Bar | 2 | LDV-002 | \$ Ea |
| | With Steel Bar & Winch | 2 | LDV-003 | \$ Ea |

| CONTENT | DESCRIPTION | QTY | PART NO | RRP |
|----------------------------|----------------------------------|-----|----------|-------|
| FOAM CELL - SHOCK ABSORBER | | | | |
| | 40mm Lift | 2 | FC43049 | \$ Ea |
| | 40MM ADJUSTABLE - SHOCK ABSORBER | | | |
| | 40mm Lift | 2 | BM403049 | \$ Ea |

| STRUT - FOAM CELL | | | | |
|-------------------|---|---|----------|-------|
| | Up to 40mm Lift - Strut Only / No Coil / No Strut top | 2 | FC404926 | \$ Ea |
| | STRUT - 40MM ADJUSTABLE | | | |
| | Up to 40mm Lift - Strut Only / No Coil / No Strut top | 2 | BM404926 | \$ Ea |

| AIR ASSIST - COIL INSERT AIR BAGS | | | | |
|--|---|---|----------|-------|
| | Coil Insert Bag Kit - 40mm Lift Height | 1 | TDAA-005 | \$ Kt |
| Note: Separate Air Assist components can be viewed on page 14. | | | | |
| AIR ASSIST - COIL INSERT WIRELESS AIR SYSTEM | | | | |
| | Wireless Air System Suits Coil Insert Airbags | 1 | TDAS-002 | \$ Kt |

| COIL SPRINGS | | | | |
|--------------|------------------------|---|---------|-------|
| | Up to Steel Bar | 1 | TDC270 | \$ Pr |
| | With Steel Bar | 1 | TDC974 | \$ Pr |
| | With Steel Bar & Winch | 1 | TDC974H | \$ Pr |

| COIL SPRINGS | | | | |
|--------------|---------------------|---|---------|-------|
| | 0-300kg load | 2 | TDC1086 | \$ Ea |
| | CONSTANT 300kg load | 2 | TDC1087 | \$ Ea |

| FRONT INDIVIDUAL COMPONENTS | | | | |
|-----------------------------|-----------|---|----------|-------|
| | Strut Top | 2 | ISU-4929 | \$ Ea |

| FRONT REPLACEMENT BUSHES (QTY PER SHOCK) | | | | |
|--|-------------------|---|------------|-------|
| | Fits Bottom Eying | 1 | ADJ300/40A | \$ Ea |

| REAR REPLACEMENT BUSHES (QTY PER SHOCK) | | | | |
|---|-------------------------|---|----------|-------|
| | Fits Top & Bottom Eying | 2 | TW040-14 | \$ Ea |





LDV
G10 VAN


2014 ON
OE HEIGHT - HEAVY DUTY REAR SPRINGS




| FRONT | | | | |
|---------|-------------|-----|---------|-----|
| CONTENT | DESCRIPTION | QTY | PART NO | RRP |

| REAR | | | | |
|---|-------------|-----|----------------|-------|
| CONTENT | DESCRIPTION | QTY | PART NO | RRP |
| FOAM CELL - SHOCK ABSORBER | | | | |
|  | OE Height | 2 | FC43050 | \$ Ea |

| COIL SPRINGS | | | | |
|---|---------------------------|---|----------------|-------|
|  | Heavy Duty - OE Height | 1 | TDC1097 | \$ Pr |

| AIR ASSIST - COIL INSERT AIR BAGS | | | | |
|---|------------------------------------|---|-----------------|-------|
|  | Coil Insert Bag Kit - OE Height | 1 | TDAA-034 | \$ Kt |

| AIR ASSIST - COIL INSERT WIRELESS AIR SYSTEM | | | | |
|---|--|---|-----------------|-------|
|  | Wireless Air System Suits Coil Insert Airbags | 1 | TDAS-002 | \$ Kt |



LDV
T60

2017-08/2021
EST. LIFT FRONT: 40MM | REAR: 40MM



| FRONT | | | | |
|--|----------------------|---|----|--|
| FRONT SUSPENSION CHECK LIST | | | | |
| You need to order the following items for the front end of your vehicle. | | | | |
| | Assembled struts | 2 | Ea | |
| | OR | | | |
| | Struts | 2 | Ea | |
| | Coil Springs | 1 | Pr | |
| | Strut Top (Optional) | 2 | Ea | |

| REAR | | | | |
|---|----------------------------|---|----|--|
| REAR SUSPENSION CHECK LIST | | | | |
| You need to order the following items for the rear end of your vehicle. | | | | |
| | Shock Absorber | 2 | Ea | |
| | Leaf Springs | 2 | Ea | |
| | Leaf Spring Fitment kit | 1 | Kt | |
| | Bellows Airbags (Optional) | 1 | Kt | |

| CONTENT | DESCRIPTION | QTY | PART NO | RRP |
|---|------------------------|-----|----------------|-------|
| ASSEMBLED STRUTS - FOAM CELL | | | | |
| Assembled Struts are made up of: 1 x Strut, 1 x Coil, 1 x Strut top | | | | |
| | No Bar or Alloy Bar | 2 | LDV-004 | \$ Ea |
| | With Steel Bar | 2 | LDV-005 | \$ Ea |
| | With Steel Bar & Winch | 2 | LDV-006 | \$ Ea |
| ASSEMBLED STRUTS - 40MM ADJUSTABLE | | | | |
| Assembled Struts are made up of: 1 x Strut, 1 x Coil, 1 x Strut top | | | | |
| | No Bar or Alloy Bar | 2 | LDV-001 | \$ Ea |
| | With Steel Bar | 2 | LDV-002 | \$ Ea |
| | With Steel Bar & Winch | 2 | LDV-003 | \$ Ea |

| CONTENT | DESCRIPTION | QTY | PART NO | RRP |
|----------------------------|----------------------------------|-----|-----------------|-------|
| FOAM CELL - SHOCK ABSORBER | | | | |
| | Up to 40mm Lift | 2 | FC43032 | \$ Ea |
| | 40MM ADJUSTABLE - SHOCK ABSORBER | | | |
| | Up to 40mm Lift | 2 | BM403032 | \$ Ea |

| STRUT - FOAM CELL | | | | |
|-------------------|---|---|-----------------|-------|
| | Up to 40mm Lift - Strut Only/ No Coil/ No Strut Top | 2 | FC404926 | \$ Ea |
| | STRUT - 40MM ADJUSTABLE | | | |
| | Up to 40mm Lift - Strut Only/ No Coil/ No Strut Top | 2 | BM404926 | \$ Ea |

| COIL SPRINGS | | | | |
|--------------|------------------------|---|----------------|-------|
| | No Bar or Alloy Bar | 1 | TDC270 | \$ Pr |
| | With Steel Bar | 1 | TDC974 | \$ Pr |
| | With Steel Bar & Winch | 1 | TDC974H | \$ Pr |

| LEAF SPRINGS | | | | |
|--------------|----------------------------|---|----------------|-------|
| | 0-300kg load | 2 | FS214C | \$ Ea |
| | CONSTANT 300kg load | 2 | FS214L | \$ Ea |
| | CONSTANT 500kg load | 2 | FS214LL | \$ Ea |










LDV
T60


2017-08/2021
EST. LIFT FRONT: 40MM | REAR: 40MM










| FRONT | | | | |
|---------|-------------|-----|---------|-----|
| CONTENT | DESCRIPTION | QTY | PART NO | RRP |

| REAR | | | | |
|---|-------------------------------|-----|----------|-------|
| CONTENT | DESCRIPTION | QTY | PART NO | RRP |
| LEAF SPRING FITMENT KIT | | | | |
|  | Urethane Shackle Bushes | | TDUK-071 | |
|  | U-Bolts | | TDUB-016 | |
|  | Greaseable Shackles | 1 | TDFK-013 | \$ Kt |
|  | Greaseable Pins | | TDGP-668 | |
|  | Transmission Spacer | | TDSP-020 | |
|  | Headlight Levelling Relocator | | TDSP-019 | |

| AIR ASSIST - BELLOWS AIR BAGS | | | | |
|---|------------------------------|---|----------|-------|
|  | Bellows Bag Kit - 40mm Lift | 1 | TDAA-126 | \$ Kt |
| | Bellows Bag Kit - OEM height | 1 | TDAA-125 | \$ Kt |
| Note: Separate Air Assist components can be viewed on page 14. | | | | |

| AIR ASSIST - BELLOWS WIRELESS AIR SYSTEM | | | | |
|---|--|---|----------|-------|
|  | Wireless Air System Suits Bellows Bags | 1 | TDAS-001 | \$ Kt |

| FRONT INDIVIDUAL COMPONENTS | | | | |
|--|-----------|---|----------|-------|
|  | Strut Top | 2 | ISU-4929 | \$ Ea |

| REAR INDIVIDUAL COMPONENTS | | | | |
|---|-------------------------------|---|----------|-------|
|  | Urethane Shackle Bushes | 1 | TDUK-071 | \$ Kt |
|  | U-Bolts | 2 | TDUB-016 | \$ Kt |
|  | Greaseable Shackle Kit | 1 | TDGS-391 | \$ Kt |
|  | Greaseable Pin Kit | 1 | TDGP-668 | \$ Kt |
|  | Centre Bearing Spacer Kit | 1 | TDSP-020 | \$ Ea |
| Note: Must be fitted to all kits. | | | | |
|  | Headlight Levelling Relocator | 1 | TDSP-019 | \$ Ea |
| Note: Must be fitted to all kits. | | | | |



LDV
T60 MAX

09/2021 ON
EST. LIFT FRONT: 40MM | REAR: 40MM



| FRONT | | | | |
|--|----------------------|---|----|--|
| FRONT SUSPENSION CHECK LIST | | | | |
| You need to order the following items for the front end of your vehicle. | | | | |
| | Assembled struts | 2 | Ea | |
| | OR | | | |
| | Struts | 2 | Ea | |
| | Coil Springs | 1 | Pr | |
| | Strut Top (Optional) | 2 | Ea | |

| REAR | | | | |
|---|----------------------------|---|----|--|
| REAR SUSPENSION CHECK LIST | | | | |
| You need to order the following items for the rear end of your vehicle. | | | | |
| | Shock Absorber | 2 | Ea | |
| | Leaf Springs | 2 | Ea | |
| | Leaf Spring Fitment kit | 1 | Kt | |
| | Bellows Airbags (Optional) | 1 | Kt | |

| CONTENT | DESCRIPTION | QTY | PART NO | RRP |
|---|------------------------|-----|----------------|-------|
| ASSEMBLED STRUTS - FOAM CELL | | | | |
| Assembled Struts are made up of: 1 x Strut, 1 x Coil, 1 x Strut top | | | | |
| | No Bar or Alloy Bar | 2 | LDV-004 | \$ Ea |
| | With Steel Bar | 2 | LDV-005 | \$ Ea |
| | With Steel Bar & Winch | 2 | LDV-006 | \$ Ea |
| ASSEMBLED STRUTS - 40MM ADJUSTABLE | | | | |
| Assembled Struts are made up of: 1 x Strut, 1 x Coil, 1 x Strut top | | | | |
| | No Bar or Alloy Bar | 2 | LDV-001 | \$ Ea |
| | With Steel Bar | 2 | LDV-002 | \$ Ea |
| | With Steel Bar & Winch | 2 | LDV-003 | \$ Ea |

| CONTENT | DESCRIPTION | QTY | PART NO | RRP |
|----------------------------|----------------------------------|-----|-----------------|-------|
| FOAM CELL - SHOCK ABSORBER | | | | |
| | Up to 40mm Lift | 2 | FC43032 | \$ Ea |
| | 40MM ADJUSTABLE - SHOCK ABSORBER | | | |
| | Up to 40mm Lift | 2 | BM403032 | \$ Ea |

| STRUT - FOAM CELL | | | | |
|-------------------|---|---|-----------------|-------|
| | Up to 40mm Lift - Strut Only/ No Coil/ No Strut top | 2 | FC404926 | \$ Ea |
| | STRUT - 40MM ADJUSTABLE | | | |
| | Up to 40mm Lift - Strut Only/ No Coil/ No Strut top | 2 | BM404926 | \$ Ea |

| COIL SPRINGS | | | | |
|--------------|------------------------|---|----------------|-------|
| | No Bar or Alloy Bar | 1 | TDC270 | \$ Pr |
| | With Steel Bar | 1 | TDC974 | \$ Pr |
| | With Steel Bar & Winch | 1 | TDC974H | \$ Pr |

| LEAF SPRINGS | | | | |
|--------------|----------------------------|---|----------------|-------|
| | 0-300kg load | 2 | FS214C | \$ Ea |
| | CONSTANT 300kg load | 2 | FS214L | \$ Ea |
| | CONSTANT 500kg load | 2 | FS214LL | \$ Ea |







LDV
T60 MAX


09/2021 ON
EST. LIFT FRONT: 40MM | REAR: 40MM








| FRONT | | | | |
|---------|-------------|-----|---------|-----|
| CONTENT | DESCRIPTION | QTY | PART NO | RRP |

| REAR | | | | |
|---|-------------------------|-----|-----------------|-------|
| CONTENT | DESCRIPTION | QTY | PART NO | RRP |
| LEAF SPRING FITMENT KIT | | | | |
|  | Urethane Shackle Bushes | 1 | TDUK-071 | \$ Kt |
|  | U-Bolts | | TDUB-016 | |
|  | Greaseable Shackles | | TDGS-391 | |
|  | Greaseable Pins | | TDGP-668 | |
| | | | TDFK-009 | |

| AIR ASSIST - BELLOWS AIR BAGS | | | | |
|---|------------------------------|---|-----------------|-------|
|  | Bellows Bag Kit - OEM height | 1 | TDAA-118 | \$ Kt |
| | Bellows Bag Kit - 40mm Lift | 1 | TDAA-104 | \$ Kt |
| Note: Separate Air Assist components can be viewed on page 14. | | | | |

| AIR ASSIST - BELLOWS WIRELESS AIR SYSTEM | | | | |
|--|--|---|-----------------|-------|
|  | Wireless Air System Suits Bellows Bags | 1 | TDAS-001 | \$ Kt |

| FRONT INDIVIDUAL COMPONENTS | | | | |
|--|-----------|---|-----------------|-------|
|  | Strut Top | 2 | ISU-4929 | \$ Ea |

| REAR INDIVIDUAL COMPONENTS | | | | |
|---|-------------------------|---|-----------------|-------|
|  | Urethane Shackle Bushes | 1 | TDUK-071 | \$ Kt |
|  | U-Bolts | 2 | TDUB-016 | \$ Kt |
|  | Greaseable Shackle Kit | 1 | TDGS-391 | \$ Kt |
|  | Greaseable Pin Kit | 1 | TDGP-668 | \$ Kt |



MAHINDRA

SCORPIO N

4WD

2022 - ON

EST. LIFT FRONT: 40MM | REAR: 40MM



| FRONT | | | |
|--|--------------|---|----|
| FRONT SUSPENSION CHECK LIST | | | |
| You need to order the following items for the front end of your vehicle. | | | |
| | Struts | 2 | Ea |
| | Coil Springs | 1 | Pr |

| REAR | | | |
|---|----------------|---|----|
| REAR SUSPENSION CHECK LIST | | | |
| You need to order the following items for the rear end of your vehicle. | | | |
| | Shock Absorber | 2 | Ea |
| | Coil Springs | 1 | Pr |

| CONTENT | DESCRIPTION | QTY | PART NO | RRP |
|-------------------|---|-----|-----------------|-------|
| STRUT - FOAM CELL | | | | |
| | Up to 40mm Lift - Strut Only / No Coil / No Strut top | 2 | FC404938 | \$ Ea |

| CONTENT | DESCRIPTION | QTY | PART NO | RRP |
|----------------------------|-----------------|-----|----------------|-------|
| SHOCK ABSORBER - FOAM CELL | | | | |
| | Up to 40mm Lift | 2 | FC43053 | \$ Ea |

| COIL SPRINGS | | | | |
|--------------|---|---|----------------|-------|
| | 40mm Lift No Accessories | 1 | TDC1102 | \$ Pr |
| | 40mm Lift Up to Steel Bar & Winch | 1 | TDC1103 | \$ Pr |

| COIL SPRINGS | | | | |
|--------------|----------------|---|----------------|-------|
| | 0-150kg load | 1 | TDC1104 | \$ Pr |
| | 150-300kg load | 1 | TDC1105 | \$ Pr |

| AIR ASSIST - COIL INSERT AIR BAGS | | | | |
|---|------------------------------------|---|-----------------|-------|
| | Coil Insert Bag Kit - 40mm Lift | 1 | TDAA-038 | \$ Kt |
| | Coil Insert Bag Kit - OE Height | 1 | TDAA-037 | \$ Kt |
| Note: Separate Air Assist components can be viewed on page 14. | | | | |

| AIR ASSIST - COIL INSERT WIRELESS AIR SYSTEM | | | | |
|--|--|---|-----------------|-------|
| | Wireless Air System Suits Coil Insert Airbags | 1 | TDAS-002 | \$ Kt |
| | 2 Gal. Air Tank - UPGRADE for existing Wireless Air Assist | 1 | TDAS-004 | \$ Kt |
| | 2 Gal. Air Tank - COMPLETE KIT with Control Module | 1 | TDAS-003 | \$ Kt |
| Note: Full Wireless Air Kit details can be viewed on page 15. | | | | |



MAHINDRA

SCORPIO N
2WD
7/2022 - ON



COMING SOON



MAHINDRA

THAR
(EXPORT ONLY)
09/2020 - ON

EST. LIFT FRONT: 40MM | REAR: 40MM



| FRONT | | | |
|--|--------------|---|----|
| FRONT SUSPENSION CHECK LIST | | | |
| You need to order the following items for the front end of your vehicle. | | | |
| | Struts | 2 | Ea |
| | Coil Springs | 1 | Pr |

| REAR | | | |
|---|----------------|---|----|
| REAR SUSPENSION CHECK LIST | | | |
| You need to order the following items for the rear end of your vehicle. | | | |
| | Shock Absorber | 2 | Ea |
| | Coil Springs | 1 | Pr |

| CONTENT | DESCRIPTION | QTY | PART NO | RRP |
|----------------------|---|-----|----------------|-------|
| STRUT - NITROGEN GAS | | | | |
| | Up to 40mm Lift - Strut Only / No Coil / No Strut top | 2 | BDS4939 | \$ Ea |

| CONTENT | DESCRIPTION | QTY | PART NO | RRP |
|----------------------------|-----------------|-----|----------------|-------|
| SHOCK ABSORBER - FOAM CELL | | | | |
| | Up to 40mm Lift | 2 | FC31009 | \$ Ea |

| COIL SPRINGS | | | | |
|--------------|------------------------------|---|----------------|-------|
| | 40mm Lift Up to Steel Bar | 1 | TDC1082 | \$ Pr |

| COIL SPRINGS | | | | |
|--------------|--------------|---|----------------|-------|
| | 0-300kg load | 1 | TDC1083 | \$ Pr |



MAZDA

B2500, B2600, B4000

PC, PD, PE, PG, PH

1986-2006

EST. LIFT FRONT: 40MM | REAR: 40MM



| FRONT | | | | |
|--|-----------------------------|---|----|--|
| FRONT SUSPENSION CHECK LIST | | | | |
| You need to order the following items for the front end of your vehicle. | | | | |
| | Shock Absorber | 2 | Ea | |
| | Torsion Bar | 1 | Pr | |
| | Shock strengthening bracket | 1 | Ea | |

| REAR | | | | |
|---|---------------------------|---|----|--|
| REAR SUSPENSION CHECK LIST | | | | |
| You need to order the following items for the rear end of your vehicle. | | | | |
| | Shock Absorber | 2 | Ea | |
| | Leaf Springs | 2 | Ea | |
| | Urethane Shackle bush kit | 1 | Kt | |
| | U-Bolts | 2 | Kt | |

| CONTENT | DESCRIPTION | QTY | PART NO | RRP |
|----------------------------|--|-----|-----------------|-------|
| FOAM CELL - SHOCK ABSORBER | | | | |
| | Up to 40mm Lift | 2 | FC42051B | \$ Ea |
| | Note: FC42051B is to be fitted to all applications where a Foam Cell or Adjustable shock is fitted to the rear. | | | |

| CONTENT | DESCRIPTION | QTY | PART NO | RRP |
|----------------------------|----------------------------------|-----|-----------------|-------|
| FOAM CELL - SHOCK ABSORBER | | | | |
| | Up to 40mm Lift | 2 | FC41232 | \$ Ea |
| | 40MM ADJUSTABLE - SHOCK ABSORBER | | | |
| | Up to 40mm Lift | 2 | BM401232 | \$ Ea |

| TORSION BAR | | | | |
|---|--------------|---|------------------|-------|
| | 26mm / 926mm | 1 | 4WTB-1546 | \$ Pr |
| Note: Adjust Torsion Bars after fitting shocks - ensure a minimum of 60mm droop is maintained. | | | | |

| LEAF SPRING | | | | |
|-------------|----------------------------|---|--------------|-------|
| | 0-300kg load | 2 | FS365 | \$ Ea |
| | CONSTANT 300kg load | 2 | FS367 | \$ Ea |

| FRONT INDIVIDUAL COMPONENTS | | | | |
|--|-------------------------------|---|-----------------|-------|
| | Shock Mount Strengthening Kit | 1 | TDSK-020 | \$ Ea |
| Note: Failure to fit TDSK-020 will cause top mount failure. | | | | |

| REAR INDIVIDUAL COMPONENTS | | | | |
|----------------------------|---------------------------|---|-----------------|-------|
| | Urethane Shackle Bush Kit | 1 | TDUK-034 | \$ Kt |
| | U-Bolt Kit | 2 | TDUB-005 | \$ Kt |

| FRONT REPLACEMENT BUSHES (QTY PER SHOCK) | | | | |
|--|---------------------------------|---|---------------------|-------|
| | Fits Top Pin | 1 | TW959 | \$ Ea |
| | Fits Top Pin | 1 | TW961 | \$ Ea |
| | Fits Bottom Eying - #42057 Only | 1 | 4W-SPF420-05 | \$ Ea |
| | Fits Bottom Eying - #42051 Only | 1 | 4W-SPF420-02 | \$ Ea |

| REAR REPLACEMENT BUSHES (QTY PER SHOCK) | | | | |
|---|--------------------------------|---|---------------------|-------|
| | Fits Top Eying - Foam Cell | 1 | ADJ00191 | \$ Ea |
| | Fits Bottom Eying - Foam Cell | 1 | 4W-SPF420-02 | \$ Ea |
| | Fits Top Eying - Adjustable | 1 | 230100 | \$ Ea |
| | Fits Bottom Eying - Adjustable | 1 | 230002 | \$ Ea |



MAZDA

BT-50

B2500, B3000

11/2006-10/2011

EST. LIFT FRONT: 45MM | REAR: 45MM



| FRONT | | | | |
|--|-----------------------------|---|----|--|
| FRONT SUSPENSION CHECK LIST | | | | |
| You need to order the following items for the front end of your vehicle. | | | | |
| | Shock Absorber | 2 | Ea | |
| | Torsion Bar | 1 | Pr | |
| | Shock strengthening bracket | 1 | Ea | |

| REAR | | | | |
|---|--|---|----|--|
| REAR SUSPENSION CHECK LIST | | | | |
| You need to order the following items for the rear end of your vehicle. | | | | |
| | Shock Absorber | 2 | Ea | |
| | Leaf Springs | 2 | Ea | |
| | Leaf Spring Fitment Kit (Based on Leaf Spring Choice) | 1 | Kt | |
| | Bellows Airbags (Optional) | 1 | Kt | |

| CONTENT | DESCRIPTION | QTY | PART NO | RRP |
|----------------------------|--|-----|-----------------|-------|
| FOAM CELL - SHOCK ABSORBER | | | | |
| | Up to 45mm Lift | 2 | FC42051B | \$ Ea |
| | Note: FC42051B is to be fitted to all applications where a Foam Cell or Adjustable shock is fitted to the rear. | | | |

| CONTENT | DESCRIPTION | QTY | PART NO | RRP |
|----------------------------|----------------------------------|-----|-----------------|-------|
| FOAM CELL - SHOCK ABSORBER | | | | |
| | Up to 45mm Lift | 2 | FC41232 | \$ Ea |
| | 40MM ADJUSTABLE - SHOCK ABSORBER | | | |
| | Up to 45mm Lift | 2 | BM401232 | \$ Ea |

| TORSION BAR | | | | |
|---|---------------|---|------------------|-------|
| | 27mm / 1028mm | 1 | 4WTB-1440 | \$ Pr |
| Note: Adjust Torsion Bars after fitting shocks - ensure a minimum of 60mm droop is maintained. | | | | |

| LEAF SPRING | | | | |
|--|----------------------------|---|------------------|-------|
| | 0-300kg load | 1 | FS368C-LH | \$ Ea |
| | | 1 | FS368C-RH | \$ Ea |
| | CONSTANT 300kg load | 1 | FS368L-LH | \$ Ea |
| | | 1 | FS368L-RH | \$ Ea |
| Note: 1 LEFT Hand and 1 RIGHT Hand side leaf spring pack should be ordered. | | | | |

| LEAF SPRING FITMENT KIT - FITS FS368L | | | | |
|---------------------------------------|-------------------------|---|-----------------|----------------|
| | Urethane Shackle bushes | | TDUK-069 | |
| | U-Bolts | 1 | TDFK-001 | TDUB-039 \$ Kt |
| | Greaseable Shackles | | TDGS-386/1 | |
| | Greaseable Pins | | TDGP-668 | |
| LEAF SPRING FITMENT KIT - FITS FS368C | | | | |
| | Urethane Shackle bushes | | TDUK-069 | |
| | U-Bolts | 1 | TDFK-002 | TDUB-040 \$ Kt |
| | Greaseable Shackles | | TDGS-386/1 | |
| | Greaseable Pins | | TDGP-668 | |



MAZDA

BT-50

B2500, B3000

11/2006-10/2011

EST. LIFT FRONT: 45MM | REAR: 45MM



| FRONT | | | | |
|---------|-------------|-----|---------|-----|
| CONTENT | DESCRIPTION | QTY | PART NO | RRP |

| REAR | | | | |
|---|------------------------------|-----|-----------------|-------|
| CONTENT | DESCRIPTION | QTY | PART NO | RRP |
| AIR ASSIST - BELLOWS AIR BAGS | | | | |
| | Bellows Bag Kit - OEM height | 1 | TDAA-117 | \$ Kt |
| | Bellows Bag Kit - 45mm Lift | 1 | TDAA-101 | \$ Kt |
| Note: Separate Air Assist components can be viewed on page 14. | | | | |

| FRONT INDIVIDUAL COMPONENTS | | | | |
|--|-------------------------------|---|-----------------|-------|
| | Shock Mount Strengthening Kit | 1 | TDSK-020 | \$ Ea |
| Note: Failure to fit TDSK-020 will cause top mount failure. | | | | |

| AIR ASSIST - BELLOWS | | | | |
|----------------------|--|---|-----------------|-------|
| | Wireless Air System Suits Bellows Bags | 1 | TDAS-001 | \$ Kt |

| REAR INDIVIDUAL COMPONENTS | | | | |
|----------------------------|---------------------------|---|-------------------|-------|
| | Urethane Shackle Bush Kit | 1 | TDUK-069 | \$ Kt |
| | U-Bolt Kit - FS368C Only | 2 | TDUB-040 | \$ Kt |
| | U-Bolt Kit - FS368L Only | 2 | TDUB-039 | \$ Kt |
| | Greaseable Shackle Kit | 1 | TDGS-386/1 | \$ Kt |
| | Greaseable Pin Kit | 1 | TDGP-668 | \$ Kt |

| FRONT REPLACEMENT BUSHES (QTY PER SHOCK) | | | | |
|--|---------------------------------|---|---------------------|-------|
| | Fits Top Pin | 1 | TW959 | \$ Ea |
| | Fits Top Pin | 1 | TW961 | \$ Ea |
| | Fits Bottom Eying - #42057 Only | 1 | 4W-SPF420-05 | \$ Ea |
| | Fits Bottom Eying - #42051 Only | 1 | 4W-SPF420-02 | \$ Ea |

| REAR REPLACEMENT BUSHES (QTY PER SHOCK) | | | | |
|---|--------------------------------|---|---------------------|-------|
| | Fits Top Eying - Foam Cell | 1 | ADJ00191 | \$ Ea |
| | Fits Bottom Eying - Foam Cell | 1 | 4W-SPF420-02 | \$ Ea |
| | Fits Top Eying - Adjustable | 1 | 230100 | \$ Ea |
| | Fits Bottom Eying - Adjustable | 1 | 230002 | \$ Ea |



MAZDA

BT-50

UP, UR

11/2011-08/2020

EST. LIFT FRONT: 40MM | REAR: 40MM



| FRONT | | | |
|--|----------------------|----|----|
| FRONT SUSPENSION CHECK LIST | | | |
| You need to order the following items for the front end of your vehicle. | | | |
| | Assembled struts | 2 | Ea |
| | OR | | |
| | Struts | 2 | Ea |
| | Coil Springs | 1 | Pr |
| | Strut Top (Optional) | 2 | Ea |
| Upper Control Arms (Optional) | 1 | Pr | |

| REAR | | | |
|---|--|---|----|
| REAR SUSPENSION CHECK LIST | | | |
| You need to order the following items for the rear end of your vehicle. | | | |
| | Shock Absorber | 2 | Ea |
| | Leaf Springs | 2 | Ea |
| | Leaf Spring Fitment Kit (Based on Leaf Spring Choice) | 1 | Kt |
| | Bellows Airbags (Optional) | 1 | Kt |

| CONTENT | DESCRIPTION | QTY | PART NO | RRP |
|---|------------------------|-----|------------|-------|
| ASSEMBLED STRUTS - FOAM CELL | | | | |
| Assembled Struts are made up of: 1 x Strut, 1 x Coil, 1 x Strut top | | | | |
| | Up to Steel Bar | 1 | MAZ-003-LH | \$ Ea |
| | | 1 | MAZ-003-RH | |
| | With Steel Bar & Winch | 1 | MAZ-004-LH | \$ Ea |
| | | 1 | MAZ-004-RH | |
| ASSEMBLED STRUTS - 40MM ADJUSTABLE | | | | |
| Assembled Struts are made up of: 1 x Strut, 1 x Coil, 1 x Strut top | | | | |
| | Up to Steel Bar | 1 | MAZ-001-LH | \$ Ea |
| | | 1 | MAZ-001-RH | |
| | With Steel Bar & Winch | 1 | MAZ-002-LH | \$ Ea |
| | | 1 | MAZ-002-RH | |

| CONTENT | DESCRIPTION | QTY | PART NO | RRP |
|----------------------------------|-----------------|-----|----------|-------|
| FOAM CELL - SHOCK ABSORBER | | | | |
| | Up to 40mm Lift | 2 | FC41232 | \$ Ea |
| | | | | |
| 40MM ADJUSTABLE - SHOCK ABSORBER | | | | |
| | Up to 40mm Lift | 2 | BM401232 | \$ Ea |
| | | | | |

| STRUT - FOAM CELL | | | | |
|-------------------------|---|---|----------|-------|
| | Up to 40mm Lift - Strut Only/ No Coil/ No Strut top | 2 | FC404500 | \$ Ea |
| | | | | |
| STRUT - 40MM ADJUSTABLE | | | | |
| | Up to 40mm Lift - Strut Only/ No Coil/ No Strut top | 2 | BM404500 | \$ Ea |
| | | | | |

| COIL SPRINGS | | | | |
|--------------|-------------------------------|---|----------|-------|
| | Up to Steel Bar | 1 | TDC451 | \$ Pr |
| | With Steel Bar or Bar & Winch | 1 | TDC451HL | \$ Pr |

| LEAF SPRINGS | | | | |
|--------------|---------------------|---|---------|-------|
| | 0-300kg load | 2 | FS369C | \$ Ea |
| | CONSTANT 300kg load | 2 | FS369L | \$ Ea |
| | CONSTANT 500kg load | 2 | FS369LL | \$ Ea |



MAZDA


BT-50

UP, UR






11/2011-08/2020


EST. LIFT FRONT: 40MM | REAR: 40MM





| FRONT | | | | |
|--|--------------------|-----|-----------------|-------|
| CONTENT | DESCRIPTION | QTY | PART NO | RRP |
| UPPER CONTROL ARMS | | | | |
|  | Upper Control Arms | 1 | TDCA-003 | \$ Pr |
| <p>Fitment of Tough Dog Upper Control arms to vehicles that have Lifts fitted greater than 50mm may suffer from premature ball joint failure due to droop lengths. The use of strut spacers may also affect the performance and longevity of the UCA ball joint due to the limitations of the spherical bearing housing being breached or bound at full suspension droop. There will be no warranty either expressed or implied if the vehicle is used out of legal driving conditions that will include, but is not limited to, jumping of the vehicle.</p> | | | | |







| UPPER CONTROL ARMS - REPLACEMENT COMPONENTS | | | | |
|---|--|---|-----------------|-------|
| | Bush Kit to fit one UCA - for TDCA-003 | 1 | TDSK-003 | \$ Ea |
| | Ball joint kit to fit one UCA - for TDCA-003 | 1 | TDSK-004 | \$ Ea |


| REAR | | | | |
|---|-------------------------|-----|-----------------|----------------|
| CONTENT | DESCRIPTION | QTY | PART NO | RRP |
| LEAF SPRING FITMENT KIT - FITS FS369L & LL | | | | |
|  | Urethane Shackle Bushes | | | TDUK-070 |
| | U-Bolts | | | TDUB-039 |
|  | Greaseable Shackles | 1 | TDFK-003 | TDGS-390 \$ Kt |
| | Greaseable Pins | | | TDGP-668 |
|  | Transmission Spacer Kit | | | TDSP-007 |
| LEAF SPRING FITMENT KIT - FITS FS369C | | | | |
| | Urethane Shackle Bushes | | | TDUK-070 |
| | U-Bolts | | | TDUB-040 |
|  | Greaseable Shackles | 1 | TDFK-004 | TDGS-390 \$ Kt |
| | Greaseable Pins | | | TDGP-668 |
|  | Transmission Spacer Kit | | | TDSP-007 |





| AIR ASSIST - BELLOWS AIR BAGS | | | | |
|---|------------------------------|---|-----------------|-------|
|  | Bellows Bag Kit - OEM Height | 1 | TDAA-116 | \$ Kt |
| | Bellows Bag Kit - 40mm Lift | 1 | TDAA-102 | \$ Kt |
| <p>Note: Separate Air Assist components can be viewed on page 14.</p> | | | | |

| AIR ASSIST - BELLOWS WIRELESS AIR SYSTEM | | | | |
|---|---|---|-----------------|-------|
|  | Wireless Air System Suits Bellows Airbags | 1 | TDAS-001 | \$ Kt |

| FRONT INDIVIDUAL COMPONENTS | | | | |
|--|-----------|---|-----------------|-------|
|  | Strut Top | 2 | MAZ-4051 | \$ Ea |

| REAR INDIVIDUAL COMPONENTS | | | | |
|---|------------------------------------|---|-----------------|-------|
|  | Urethane Shackle Bush Kit | 1 | TDUK-070 | \$ Kt |
|  | U-Bolt kit - FS369C Only | 2 | TDUB-040 | \$ Kt |
|  | U-Bolt kit - FS369L & FS369LL Only | 2 | TDUB-039 | \$ Kt |
|  | Greaseable Shackle Kit | 1 | TDGS-390 | \$ Kt |
|  | Greaseable Pin Kit | 1 | TDGP-668 | \$ Kt |
|  | Transmission Spacer Kit | 1 | TDSP-007 | \$ Ea |
| <p>Note: Must be fitted to all Kits.</p> | | | | |

| FRONT REPLACEMENT BUSHES (QTY PER SHOCK) | | | | |
|---|-------------------|---|-----------------|-------|
|  | Fits Bottom Eying | 1 | ADJ00305 | \$ Ea |

| REAR REPLACEMENT BUSHES (QTY PER SHOCK) | | | | |
|---|---------------------------------------|---|---------------------|-------|
|  | Fits Top Eying - Foam Cell shocks | 1 | ADJ00191 | \$ Ea |
|  | Fits Bottom Eying - Foam Cell shocks | 1 | 4W-SPF420-02 | \$ Ea |
|  | Fits Top Eying - Adjustable shocks | 1 | 230100 | \$ Ea |
|  | Fits Bottom Eying - Adjustable shocks | 1 | 230002 | \$ Ea |



MAZDA

BT-50

TF

08/2020 ON

EST. LIFT FRONT: 40MM | REAR: 40MM



| FRONT | | | | |
|--|----------------------|---|----|--|
| FRONT SUSPENSION CHECK LIST | | | | |
| You need to order the following items for the front end of your vehicle. | | | | |
| | Assembled struts | 2 | Ea | |
| | OR | | | |
| | Struts | 2 | Ea | |
| | Coil Springs | 1 | Pr | |
| | Strut Top (Optional) | 2 | Ea | |

| REAR | | | | |
|---|----------------------------|---|----|--|
| REAR SUSPENSION CHECK LIST | | | | |
| You need to order the following items for the rear end of your vehicle. | | | | |
| | Shock Absorber | 2 | Ea | |
| | Leaf Springs | 2 | Ea | |
| | Leaf Spring Fitment kit | 1 | Kt | |
| | Bellows Airbags (Optional) | 1 | Kt | |

| CONTENT | DESCRIPTION | QTY | PART NO | RRP |
|---|---------------------------------|-----|----------------|-------|
| ASSEMBLED STRUTS - FOAM CELL | | | | |
| Assembled Struts are made up of: 1 x Strut, 1 x Coil, 1 x Strut top | | | | |
| | No Accessories | 1 | ISU-003 | \$ Ea |
| | With Steel Bar or Bar and Winch | 1 | ISU-004 | \$ Ea |
| ASSEMBLED STRUTS - 40MM ADJUSTABLE | | | | |
| Assembled Struts are made up of: 1 x Strut, 1 x Coil, 1 x Strut top | | | | |
| | No Accessories | 1 | ISU-001 | \$ Ea |
| | With Steel Bar or Bar and Winch | 1 | ISU-002 | \$ Ea |

| CONTENT | DESCRIPTION | QTY | PART NO | RRP |
|----------------------------|----------------------------------|-----|-----------------|-------|
| FOAM CELL - SHOCK ABSORBER | | | | |
| | Up to 40mm Lift | 2 | FC43035 | \$ Ea |
| | 40MM ADJUSTABLE - SHOCK ABSORBER | | | |
| | Up to 40mm Lift | 2 | BM403035 | \$ Ea |

| STRUT - FOAM CELL | | | | |
|-------------------|---|---|-----------------|-------|
| | Up to 40mm Lift - Strut Only/ No Coil/ No Strut top | 2 | FC404929 | \$ Ea |
| | STRUT - 40MM ADJUSTABLE | | | |
| | Up to 40mm Lift - Strut Only/ No Coil/ No Strut top | 2 | BM404929 | \$ Ea |

| COIL SPRINGS | | | | |
|--------------|-------------------------------|---|----------------|-------|
| | No Accessories | 1 | TDC974 | \$ Pr |
| | With Steel Bar or Bar & Winch | 1 | TDC974H | \$ Pr |

| LEAF SPRINGS | | | | |
|--------------|----------------------------|---|----------------|-------|
| | 0-300kg load | 2 | FS215C | \$ Ea |
| | CONSTANT 300KG load | 2 | FS214L | \$ Ea |
| | CONSTANT 500KG load | 2 | FS214LL | \$ Ea |



MAZDA

BT-50

TF

08/2020 ON

EST. LIFT FRONT: 40MM | REAR: 40MM



| FRONT | | | | |
|---------|-------------|-----|---------|-----|
| CONTENT | DESCRIPTION | QTY | PART NO | RRP |

| REAR | | | | |
|---------|-------------|-----|---------|-----|
| CONTENT | DESCRIPTION | QTY | PART NO | RRP |

| LEAF SPRING FITMENT KIT - FITS FS215C | | | | | | |
|---------------------------------------|-------------------------|----------|----------|----------|----|----|
| | Urethane Shackle bushes | 1 | TDFK-011 | TDUK-085 | \$ | Kt |
| | U-Bolts | | | TDUB-016 | | |
| | Greaseable Shackles | TDGS-902 | | | | |
| | Greaseable Pins | TDGP-668 | | | | |

| LEAF SPRING FITMENT KIT - FITS FS214L & LL | | | | | | |
|--|--------------------------|----------|----------|----------|----|----|
| | Urethane Shackle bushes | 1 | TDFK-012 | TDUK-085 | \$ | Kt |
| | U-Bolts | | | TDUB-016 | | |
| | Greaseable Shackles | TDGS-902 | | | | |
| | Greaseable Pins | TDGP-668 | | | | |
| | Handbrake Relocation Kit | | | TDSK-021 | | |

UPPER CONTROL ARMS

| | | | | | |
|--|--------------------|---|----------|----|----|
| | Upper Control Arms | 1 | TDCA-009 | \$ | Pr |
|--|--------------------|---|----------|----|----|

Fitment of Tough Dog Upper Control arms to vehicles that have Lifts fitted greater than 50mm may suffer from premature ball joint failure due to droop lengths. The use of strut spacers may also affect the performance and longevity of the UCA ball joint due to the limitations of the spherical bearing housing being breached or bound at full suspension droop. There will be no warranty either expressed or implied if the vehicle is used out of legal driving conditions that will include, but is not limited to, jumping of the vehicle.

AIR ASSIST - BELLOWS AIR BAGS

| | | | | | |
|--|------------------------------|---|----------|----|----|
| | Bellows Bag kit - OEM height | 1 | TDAA-130 | \$ | Kt |
| | Bellows Bag kit - 40mm Lift | 1 | TDAA-131 | \$ | Kt |

Note: Separate Air Assist components can be viewed on page 14.

UPPER CONTROL ARMS - REPLACEMENT COMPONENTS

| | | | | | |
|--|--|---|----------|----|----|
| | Bush Kit to fit one UCA - for TDCA-009 | 1 | TDSK-026 | \$ | Ea |
| | Ball Joint Kit to fit one UCA - for TDCA-009 | 1 | TDSK-027 | \$ | Ea |

AIR ASSIST - BELLOWS WIRELESS AIR SYSTEM

| | | | | | |
|--|---|---|----------|----|----|
| | Wireless Air System Suits Bellows Airbags | 1 | TDAS-001 | \$ | Kt |
|--|---|---|----------|----|----|

FRONT INDIVIDUAL COMPONENTS

| | | | | | |
|--|-----------|---|----------|----|----|
| | Strut Top | 2 | ISU-4929 | \$ | Ea |
|--|-----------|---|----------|----|----|

REAR INDIVIDUAL COMPONENTS

| | | | | | |
|--|---|---|----------|----|----|
| | Urethane Shackle Bush Kit | 1 | TDUK-085 | \$ | Kt |
| | U-Bolt Kit | 2 | TDUB-016 | \$ | Kt |
| | Greaseable Shackle Kit | 1 | TDGS-902 | \$ | Kt |
| | Greaseable Pin Kit | 1 | TDGP-668 | \$ | Kt |
| | Handbrake Relocation Bracket - Only with FS214L & FS214LL | 1 | TDSK-021 | \$ | Ea |

FRONT REPLACEMENT BUSHES (QTY PER SHOCK)

| | | | | | |
|--|-------------------|---|------------|----|----|
| | Fits Bottom Eying | 1 | ADJ300/40A | \$ | Ea |
|--|-------------------|---|------------|----|----|

REAR REPLACEMENT BUSHES (QTY PER SHOCK)

| | | | | | |
|--|-------------------------|---|----------|----|----|
| | Rear Top & Bottom Eying | 2 | TW038-16 | \$ | Ea |
|--|-------------------------|---|----------|----|----|

FOR GVM UPGRADES, SEE PAGE 138

ALL PRICES EXCLUDE FREIGHT. INCLUDE ONLY PERMANENT ACCESSORIES & WEIGHTS WHEN SELECTING SPRINGS. TOWING WEIGHT IS NOT INCLUDED

WWW.TOUGHDOG.COM.AU | BUILD & BUY NOW!

135



MAZDA

BT-50

TF - 4X2 MODEL

08/2020 ON

EST. LIFT FRONT: 40MM | REAR: 40MM



| FRONT | | | |
|--|----------------------|---|----|
| FRONT SUSPENSION CHECK LIST | | | |
| You need to order the following items for the front end of your vehicle. | | | |
| | Struts | 2 | Ea |
| | Strut Top (Optional) | 2 | Ea |

| REAR | | | |
|---|-------------------------|---|----|
| REAR SUSPENSION CHECK LIST | | | |
| You need to order the following items for the rear end of your vehicle. | | | |
| | Shock Absorber | 2 | Ea |
| | Leaf Spring | 2 | Ea |
| | Leaf Spring Fitment Kit | 1 | Kt |

| CONTENT | DESCRIPTION | QTY | PART NO | RRP |
|--------------------------|--|-----|-----------------|-------|
| STRUT - FOAM CELL | | | | |
| | OEM Height - Strut Only/ No Coil/ No Strut top | 2 | FC404929 | \$ Ea |
| | STRUT - 40MM ADJUSTABLE | | | |
| | OEM Height - Strut Only/ No Coil/ No Strut top | 2 | BM404929 | \$ Ea |

| CONTENT | DESCRIPTION | QTY | PART NO | RRP |
|-----------------------------------|---|-----|-----------------|-------|
| FOAM CELL - SHOCK ABSORBER | | | | |
| | Standard Height | 2 | FC43035 | \$ Ea |
| | 40MM ADJUSTABLE - SHOCK ABSORBER | | | |
| | Standard Height | 2 | BM403035 | \$ Ea |

Note: The 4X2 Tough Dog rear suspension upgrade allows a vehicle to maintain factory ride height while carrying heavy payloads for extended periods of time. The suspension upgrade is not designed to increase the vehicle's ride height like traditional Tough Dog suspension solutions.

| LEAF SPRINGS | | | | |
|--------------|---------------------|---|----------------|-------|
| | CONSTANT 200kg load | 2 | FS215C | \$ Ea |
| | CONSTANT 400kg load | 2 | FS214L | \$ Ea |
| | CONSTANT 600kg load | 2 | FS214LL | \$ Ea |



MAZDA

BT-50





TF - 4X2 MODEL






08/2020 ON


EST. LIFT FRONT: 40MM | REAR: 40MM









| FRONT | | | | |
|---------|-------------|-----|---------|-----|
| CONTENT | DESCRIPTION | QTY | PART NO | RRP |


| REAR | | | | | |
|---|-------------------------|-----|-----------------|----------|-------|
| CONTENT | DESCRIPTION | QTY | PART NO | RRP | |
| LEAF SPRING FITMENT KIT - FITS FS215C | | | | | |
|  | Urethane Shackle Bushes | 1 | TDFK-011 | TDUK-085 | \$ Kt |
|  | U-Bolts | | | TDUB-016 | |
|  | Greaseable Shackles | | | TDGS-902 | |
|  | Greaseable Pins | | | TDGP-668 | |

| LEAF SPRING FITMENT KIT - FITS FS214L & LL | | | | | |
|---|--------------------------|---|-----------------|----------|-------|
|  | Urethane Shackle Bushes | 1 | TDFK-012 | TDUK-085 | \$ Kt |
|  | U-Bolt | | | TDUB-016 | |
|  | Greasable Shackles | | | TDGS-902 | |
|  | Greaseable Pins | | | TDGP-668 | |
|  | Handbrake Relocation Kit | | | TDSP-021 | |

| FRONT INDIVIDUAL COMPONENTS | | | | |
|--|-----------|---|-----------------|-------|
|  | Strut Top | 2 | ISU-4929 | \$ Ea |

| REAR INDIVIDUAL COMPONENTS | | | | |
|---|---|---|-----------------|-------|
|  | Urethane Shackle Bush Kit | 1 | TDUK-085 | \$ Kt |
|  | U-Bolt Kit | 2 | TDUB-016 | \$ Kt |
|  | Greaseable Shackle Kit | 1 | TDGS-902 | \$ Kt |
|  | Greaseable Pin Kit | 1 | TDGP-668 | \$ Kt |
|  | Handbrake Relocation Bracket - Only with FS214L & FS214LL | 1 | TDSK-021 | \$ Ea |

| FRONT REPLACEMENT BUSHES (QTY PER SHOCK) | | | | |
|---|-------------------|---|-------------------|-------|
|  | Fits Bottom Eying | 1 | ADJ300/40A | \$ Ea |

| REAR REPLACEMENT BUSHES (QTY PER SHOCK) | | | | |
|---|-------------------------|---|-----------------|-------|
|  | Fits Top & Bottom Eying | 2 | TW038-16 | \$ Ea |

MAZDA BT-50

4X2 / 4X4 'SINGLE CAB' (XT) - 07/2020-11/2021
 4X2 / 4X4 'FREESTYLE CAB' (XT) - 07/2020-11/2021
 4X2 / 4X4 'DUAL CAB' (XT, XTR, GT) - 07/2020-11/2021

FROM
3000KG*

TO
3695KG*



WHAT YOU GET:

- **EXTRA PAYLOAD UP TO 695KG**
- **UPGRADED SUSPENSION**
- **IMPROVED HANDLING & LOAD CARRYING**

VEHICLE SPECIFICATIONS

| DESCRIPTION | ORIGINAL EQUIPMENT | TOUGH DOG |
|---------------------------|--------------------|------------------------|
| FRONT AXLE RATING | 1450KG | 1595KG |
| REAR AXLE RATING | 1910KG | 2100KG |
| GROSS VEHICLE MASS (GVM) | 3000KG - 3100KG | 3695KG |
| TOWING CAPACITY (BRAKED) | 3500KG | 3500KG |
| GROSS COMBINED MASS (GCM) | 5850KG - 6000KG | 5850KG - 6000KG |

* Payload increase is based on model variant.

MAZDA BT-50

4X2 / 4X4 'SINGLE CAB' (XT) - 11/2021 ON
 4X2 / 4X4 'FREESTYLE CAB' (XT) - 11/2021 ON
 4X2 / 4X4 'DUAL CAB' (XT, XTR, GT) - 11/2021 ON

FROM
3000KG*

TO
3695KG*



WHAT YOU GET:

- **EXTRA PAYLOAD UP TO 695KG**
- **UPGRADED SUSPENSION**
- **IMPROVED HANDLING & LOAD CARRYING**

VEHICLE SPECIFICATIONS

| DESCRIPTION | ORIGINAL EQUIPMENT | TOUGH DOG |
|---------------------------|--|--|
| FRONT AXLE RATING | 1450KG | 1595KG |
| REAR AXLE RATING | 1910KG | 2100KG |
| GROSS VEHICLE MASS (GVM) | 3000KG - 3100KG | 3695KG |
| TOWING CAPACITY (BRAKED) | 3500KG | 3500KG |
| GROSS COMBINED MASS (GCM) | 5950KG - 4x4 3.0L 5500KG - 4x4 1.9L 5850KG - 4x2 3.0L 5500KG - 4x2 1.9L | 5950KG - 4X4 3.0L 5500KG - 4X4 1.9L 5850KG - 4X2 3.0L 5500KG - 4X2 1.9L |

* Payload increase is based on model variant.



| FRONT | | | |
|--|----------------------|----|----|
| FRONT SUSPENSION CHECK LIST | | | |
| You need to order the following items for the front end of your vehicle. | | | |
| | Assembled struts | 2 | Ea |
| | OR | | |
| | Struts | 2 | Ea |
| | Coil Springs | 1 | Pr |
| | Strut Top (Optional) | 2 | Ea |
| Upper Control Arms (Optional) | 1 | Pr | |

| REAR | | | |
|---|--------------------------------|---|----|
| REAR SUSPENSION CHECK LIST | | | |
| You need to order the following items for the rear end of your vehicle. | | | |
| | Shock Absorber | 2 | Ea |
| | Coil Springs | 1 | Pr |
| | Panhard Rod (Optional) | 1 | Ea |
| | Coil Insert Airbags (Optional) | 1 | Kt |

| CONTENT | DESCRIPTION | QTY | PART NO | RRP |
|---|---------------------------------|-----|----------------|-------|
| ASSEMBLED STRUTS - FOAM CELL | | | | |
| Assembled Struts are made up of: 1 x Strut, 1 x Coil, 1 x Strut top | | | | |
| | No Accessories | 2 | MEC-003 | \$ Ea |
| | With Steel Bar or Bar and Winch | 2 | MEC-004 | \$ Ea |
| ASSEMBLED STRUTS - 40MM ADJUSTABLE | | | | |
| Assembled Struts are made up of: 1 x Strut, 1 x Coil, 1 x Strut top | | | | |
| | No Accessories | 2 | MEC-001 | \$ Ea |
| | With Steel Bar or Bar and Winch | 2 | MEC-002 | \$ Ea |

| CONTENT | DESCRIPTION | QTY | PART NO | RRP |
|----------------------------|----------------------------------|-----|-----------------|-------|
| FOAM CELL - SHOCK ABSORBER | | | | |
| | Up to 35mm Lift | 2 | FC41369 | \$ Ea |
| | 40MM ADJUSTABLE - SHOCK ABSORBER | | | |
| | Up to 35mm Lift | 2 | BM401369 | \$ Ea |

| STRUT - FOAM CELL | | | | |
|-------------------|---|---|-----------------|-------|
| | Up to 35mm Lift - Strut Only/ No Coil/ No Strut top | 2 | FC404925 | \$ Ea |
| | STRUT - 40MM ADJUSTABLE | | | |
| | Up to 35mm Lift - Strut Only/ No Coil/ No Strut top | 2 | BM404925 | \$ Ea |

| COIL SPRINGS | | | | |
|--------------|-------------------------------|---|----------------|-------|
| | No Accessories | 1 | TDC1008 | \$ Pr |
| | With Steel Bar or Bar & Winch | 1 | TDC1009 | \$ Pr |

| COIL SPRINGS | | | | |
|--------------|----------------------------|---|------------------|-------|
| | 0-300kg load | 1 | TDC774 | \$ Pr |
| | CONSTANT 300kg load | 1 | TDC774H | \$ Pr |
| | CONSTANT 500kg load | 1 | TDC774VHL | \$ Pr |

| PANHARD RODS | | | | |
|--------------|------------|---|-----------------|-------|
| | Adjustable | 1 | TDPR-300 | \$ Ea |



MERCEDES-BENZ

X-CLASS UTE

12/2017-06/2020
EST. LIFT FRONT: 35MM | REAR: 35MM



| FRONT | | | | |
|---------|-------------|-----|---------|-----|
| CONTENT | DESCRIPTION | QTY | PART NO | RRP |

| REAR | | | | |
|---------|-------------|-----|---------|-----|
| CONTENT | DESCRIPTION | QTY | PART NO | RRP |

| AIR ASSIST - COIL INSERT AIR BAGS | | | | |
|-----------------------------------|--------------------------------------|---|-----------------|-------|
| | Coil Insert Bag kit - OE Height only | 1 | TDAA-016 | \$ Kt |
| | Coil Insert Bag kit - 35mm Lift | 1 | TDAA-007 | \$ Kt |

Note: Separate Air Assist components can be viewed on page 14.

UPPER CONTROL ARMS - REPLACEMENT COMPONENTS

| | | | | |
|--|--|---|-----------------|-------|
| | Bush Kit to fit one UCA - for TDCA-007 | 1 | TDSK-011 | \$ Ea |
| | Ball joint kit to fit one UCA - for TDCA-007 | 1 | TDSK-012 | \$ Ea |

AIR ASSIST - COIL INSERT WIRELESS AIR SYSTEM

| | | | | |
|--|---|---|-----------------|-------|
| | Wireless Air System Suits Coil Insert Airbags | 1 | TDAS-002 | \$ Kt |
|--|---|---|-----------------|-------|

FRONT INDIVIDUAL COMPONENTS

| | | | | |
|--|-----------|---|-----------------|-------|
| | Strut Top | 2 | NIS-3030 | \$ Ea |
|--|-----------|---|-----------------|-------|

FRONT REPLACEMENT BUSHES (QTY PER SHOCK)

| | | | | |
|--|--------------------|---|-------------------|-------|
| | Front Bottom Eying | 1 | ADJ300/40A | \$ Ea |
|--|--------------------|---|-------------------|-------|

REAR REPLACEMENT BUSHES (QTY PER SHOCK)

| | | | | |
|--|-------------------|---|-----------------|-------|
| | Rear Top Eying | 1 | 404702 | \$ Ea |
| | Rear Bottom Eying | 1 | TW042-14 | \$ Ea |



MITSUBISHI

CHALLENGER
PA LEAF REAR

03/1998-2000

EST. LIFT FRONT: 35MM | REAR: 35MM



| FRONT | | | |
|--|----------------|---|----|
| FRONT SUSPENSION CHECK LIST | | | |
| You need to order the following items for the front end of your vehicle. | | | |
| | Shock Absorber | 2 | Ea |
| | Torsion Bar | 1 | Pr |

| REAR | | | |
|---|--------------------|---|----|
| REAR SUSPENSION CHECK LIST | | | |
| You need to order the following items for the rear end of your vehicle. | | | |
| | Shock Absorber | 2 | Ea |
| | Leaf Springs | 2 | Ea |
| | Urethane Bush kit | 1 | Kt |
| | U-Bolt kits | 2 | Kt |
| | Anti Inversion kit | 1 | Ea |

| CONTENT | DESCRIPTION | QTY | PART NO | RRP |
|--|-----------------|-----|-----------------|-------|
| FOAM CELL - SHOCK ABSORBER | | | | |
| | Up to 35mm Lift | 2 | FC42057B | \$ Ea |
| Note: FC42057B is to be fitted to all applications where a Foam Cell or Adjustable shock is fitted to the rear. | | | | |

| CONTENT | DESCRIPTION | QTY | PART NO | RRP |
|-------------------------------|----------------------------------|-----------------|----------------|-------|
| NITROGEN GAS - SHOCK ABSORBER | | | | |
| | Up to 35mm Lift | 2 | BD1382T | \$ Ea |
| | FOAM CELL - SHOCK ABSORBER | | | |
| | Up to 35mm Lift | 2 | FC41382 | \$ Ea |
| | 40MM ADJUSTABLE - SHOCK ABSORBER | | | |
| Up to 35mm Lift | 2 | BM401382 | \$ Ea | |

| TORSION BAR | | | | |
|---|-----------------|---|------------------|-------|
| | 27.5mm / 1307mm | 1 | 4WTB-0203 | \$ Pr |
| Note: Adjust Torsion Bars after fitting shocks - ensure a minimum of 60mm droop is maintained. | | | | |

| LEAF SPRINGS | | | | |
|--------------|--------------|---|--------------|-------|
| | 0-300kg load | 2 | FS021 | \$ Ea |

| FRONT REPLACEMENT BUSHES (QTY PER SHOCK) | | | | |
|--|--------------------|---|---------------|-------|
| | Front Top Pin | 2 | TW959 | \$ Ea |
| | Front Bottom Eying | 1 | 412772 | \$ Ea |

| REAR INDIVIDUAL COMPONENTS | | | | |
|--|----------------------------|---|--------------------|-------|
| | Urethane Shackle Bush Kit | 1 | TDUK-066/31 | \$ Kt |
| | U-Bolt Kit | 2 | TDUB-006 | \$ Kt |
| | Anti Inversion Bracket Kit | 1 | TDSK-023 | \$ Ea |
| Note: Must be fitted to all kits. | | | | |

| REAR REPLACEMENT BUSHES (QTY PER SHOCK) | | | | |
|---|----------------|---|---------------|-------|
| | Rear Top Eying | 2 | 404702 | \$ Ea |



MITSUBISHI

CHALLENGER
PA II (COIL REAR)
06/2000-2007

EST. LIFT FRONT: 35MM | REAR: 35MM



| FRONT | | | | |
|--|----------------|---|----|--|
| FRONT SUSPENSION CHECK LIST | | | | |
| You need to order the following items for the front end of your vehicle. | | | | |
| | Shock Absorber | 2 | Ea | |
| | Torsion Bar | 1 | Pr | |

| REAR | | | | |
|---|----------------|---|----|--|
| REAR SUSPENSION CHECK LIST | | | | |
| You need to order the following items for the rear end of your vehicle. | | | | |
| | Shock Absorber | 2 | Ea | |
| | Coil Springs | 1 | Pr | |

| CONTENT | DESCRIPTION | QTY | PART NO | RRP |
|----------------------------|-------------|-----|----------|-------|
| FOAM CELL - SHOCK ABSORBER | | | | |
| | FC42057B | 2 | FC42057B | \$ Ea |
| | | | | |

| CONTENT | DESCRIPTION | QTY | PART NO | RRP |
|----------------------------|----------------------------------|-----|----------|-------|
| FOAM CELL - SHOCK ABSORBER | | | | |
| | Up to 35mm Lift | 2 | FC41439 | \$ Ea |
| | 40MM ADJUSTABLE - SHOCK ABSORBER | | | |
| | Up to 35mm Lift | 2 | BM401439 | \$ Ea |

| TORSION BAR | | | | |
|---|-----------------|---|-----------|-------|
| | 27.5mm / 1307mm | 1 | 4WTB-0203 | \$ Pr |
| Note: Adjust Torsion Bars after fitting shocks - ensure a minimum of 60mm droop is maintained. | | | | |

| COIL SPRINGS | | | | |
|--------------|---------------------|---|----------|-------|
| | 0-300kg load | 2 | TDC640 | \$ Pr |
| | CONSTANT 300kg load | 2 | TDC632SL | \$ Pr |

| FRONT REPLACEMENT BUSHES (QTY PER SHOCK) | | | | |
|--|--------------------|---|--------|-------|
| | Front Top Pin | 2 | TW959 | \$ Ea |
| | Front Bottom Eying | 1 | 412772 | \$ Ea |

| REAR REPLACEMENT BUSHES (QTY PER SHOCK) | | | | |
|---|-------------------|---|----------|-------|
| | Rear Top Eying | 1 | 404702 | \$ Ea |
| | Rear Bottom Eying | 1 | TW038-16 | \$ Ea |



| FRONT | | | | |
|--|----------------------|---|----|--|
| FRONT SUSPENSION CHECK LIST | | | | |
| You need to order the following items for the front end of your vehicle. | | | | |
| | Assembled struts | 2 | Ea | |
| | OR | | | |
| | Struts | 2 | Ea | |
| | Coil Springs | 1 | Pr | |
| | Strut Top (Optional) | 2 | Ea | |

| REAR | | | | |
|---|----------------|---|----|--|
| REAR SUSPENSION CHECK LIST | | | | |
| You need to order the following items for the rear end of your vehicle. | | | | |
| | Shock Absorber | 2 | Ea | |
| | Coil Springs | 1 | Pr | |

| CONTENT | DESCRIPTION | QTY | PART NO | RRP |
|---|------------------------|-----|-------------------|-------|
| ASSEMBLED STRUTS - FOAM CELL | | | | |
| Assembled Struts are made up of: 1 x Strut, 1 x Coil, 1 x Strut top | | | | |
| | Up to Steel Bar | 2 | MIT-060/03 | \$ Ea |
| | With Steel Bar & Winch | 2 | MIT-060/04 | \$ Ea |
| ASSEMBLED STRUTS - 40MM ADJUSTABLE | | | | |
| Assembled Struts are made up of: 1 x Strut, 1 x Coil, 1 x Strut top | | | | |
| | Up to Steel Bar | 2 | MIT-060/01 | \$ Ea |
| | With Steel Bar & Winch | 2 | MIT-060/02 | \$ Ea |

| CONTENT | DESCRIPTION | QTY | PART NO | RRP |
|----------------------------|----------------------------------|-----|-----------------|-------|
| FOAM CELL - SHOCK ABSORBER | | | | |
| | Up to 25mm Lift | 2 | FC41440B | \$ Ea |
| | 40MM ADJUSTABLE - SHOCK ABSORBER | | | |
| | Up to 25mm Lift | 2 | BM401440 | \$ Ea |

| STRUT - FOAM CELL | | | | |
|-------------------|---|---|-----------------|-------|
| | Up to 25mm Lift - Strut Only/ No Coil/ No Strut top | 2 | FC404800 | \$ Ea |
| | STRUT - 40MM ADJUSTABLE | | | |
| | Up to 25mm Lift - Strut Only/ No Coil/ No Strut top | 2 | BM404800 | \$ Ea |

| COIL SPRINGS | | | | |
|--------------|------------------|---|----------------|-------|
| | Up to Bar | 1 | TDC670 | \$ Pr |
| | With Bar & Winch | 1 | TDC670H | \$ Pr |

| COIL SPRINGS | | | | |
|--|----------------------------|---|-----------------|-------|
| | 0-300kg load | 1 | TDC636L | \$ Pr |
| | CONSTANT 300kg load | 1 | TDC636HL | \$ Pr |
| Use of CONSTANT load springs without load will result in tailshaft vibration | | | | |

| FRONT INDIVIDUAL COMPONENTS | | | | |
|-----------------------------|-----------|---|-----------------|-------|
| | Strut Top | 2 | MIT-4040 | \$ Ea |

| FRONT REPLACEMENT BUSHES (QTY PER SHOCK) | | | | |
|--|--------------------|---|------------------|-------|
| | Front Bottom Eying | 1 | ADJ300/50 | \$ Ea |

| REAR REPLACEMENT BUSHES (QTY PER SHOCK) | | | | |
|---|-------------------|---|-----------------|-------|
| | Rear Top Eying | 1 | 404702 | \$ Ea |
| | Rear Bottom Eying | 1 | TW038-16 | \$ Ea |

THIS PAGE IS INTENTIONALLY BLANK



MITSUBISHI

L200 4WD
MA, MB, MC, MD
05/1979-1986
NO SPRING AVAILABLE



| FRONT | | | | |
|---------|-------------|-----|---------|-----|
| CONTENT | DESCRIPTION | QTY | PART NO | RRP |

| REAR | | | | | |
|--------------------------------------|---|-----------------|----------------|-------|--|
| CONTENT | DESCRIPTION | QTY | PART NO | RRP | |
| NITROGEN GAS - SHOCK ABSORBER | | | | | |
| | OE Height | 2 | BD1382T | \$ Ea | |
| | 40mm Lift | 2 | BD1388T | \$ Ea | |
| | FOAM CELL - SHOCK ABSORBER | | | | |
| | OE Height | 2 | FC41382 | \$ Ea | |
| | 40mm Lift | 2 | FC41388 | \$ Ea | |
| | 40MM ADJUSTABLE - SHOCK ABSORBER | | | | |
| OE Height | 2 | BM401382 | \$ Ea | | |
| 40mm Lift | 2 | BM401388 | \$ Ea | | |

| TORSION BARS | | | | |
|---|----------------|---|------------------|-------|
| | 26mm /1277.5mm | 1 | 4WTB-1726 | \$ Pr |
| <p>Note: Adjust Torsion Bars after fitting shocks - ensure a minimum of 60mm droop is maintained.</p> | | | | |

| REAR INDIVIDUAL COMPONENTS | | | | |
|----------------------------|---------------------------|---|--------------------|-------|
| | Urethane Shackle Bush Kit | 1 | TDUK-021/35 | \$ Kt |
| | U-Bolt Kit | 2 | TDUB-006 | \$ Kt |

| REAR REPLACEMENT BUSHES (QTY PER SHOCK) | | | | |
|---|--------------------------|---|---------------|-------|
| | Fit Top & Bottom Eyering | 2 | 404702 | \$ Ea |







MITSUBISHI


L300 4WD
SC, SD, SE, SF, SG, SH
05/1983-1994



EST. LIFT FRONT: 40MM | REAR: 40MM







| FRONT | | | | |
|---|-----------------------------------|-----|-----------------|-------|
| CONTENT | DESCRIPTION | QTY | PART NO | RRP |
| NITROGEN GAS - SHOCK ABSORBER | | | | |
|  | Up to 40mm Lift | 2 | BD2058T | \$ Ea |
| | FOAM CELL - SHOCK ABSORBER | | | |
| | Up to 40mm Lift | 2 | FC42058B | \$ Ea |
| Note: BD2058T can be fitted to all applications. | | | | |

| REAR | | | | |
|---|--------------------------------|-----|-----------------|-------|
| CONTENT | DESCRIPTION | QTY | PART NO | RRP |
| NITROGEN GAS - SHOCK ABSORBER | | | | |
|  | OE Height - SC, SD, SE Only | 2 | BD1366T | \$ Ea |
| | 40mm Lift - SC, SD, SE Only | 2 | BD1382T | |
| | OE height - SF, SG, SH Only | 2 | BD1386T | |
| | 40mm Lift - SF, SG, SH Only | 2 | BD1400T | |
| FOAM CELL - SHOCK ABSORBER | | | | |
|  | OE Height - SC, SD, SE Only | 2 | FC41366 | \$ Ea |
| | 40mm Lift - SC, SD, SE Only | 2 | FC41382 | |
| | OE height - SF, SG, SH Only | 2 | FC41386 | |
| | 40mm Lift - SF, SG, SH Only | 2 | FC41400 | |
| 40MM ADJUSTABLE - SHOCK ABSORBER | | | | |
|  | OE Height - SC, SD, SE Only | 2 | BM401366 | \$ Ea |
| | 40mm Lift - SC, SD, SE Only | 2 | BM401382 | |
| | OE height - SF, SG, SH Only | 2 | BM401386 | |
| | 40mm Lift - SF, SG, SH Only | 2 | BM401400 | |

| TORSION BARS | | | | |
|--|---------------------------------|---|------------------|-------|
|  | 26mm / 1277.5mm - SC, SD, SE | 1 | 4WTB-1726 | \$ Pr |
| Note: Adjust Torsion Bars after fitting shocks - ensure a minimum of 60mm droop is maintained. | | | | |

| REAR INDIVIDUAL COMPONENTS | | | | |
|---|------------------------------|---|-----------------|-------|
|  | Urethane Shackle Bush Kit | 1 | TDUK-005 | \$ Kt |
|  | U-Bolt Kit | 2 | TDUB-006 | \$ Kt |

| REAR REPLACEMENT BUSHES (QTY PER SHOCK) | | | | |
|--|---------------|---|--------------|-------|
|  | Front Top Pin | 2 | TW959 | \$ Ea |

| REAR REPLACEMENT BUSHES (QTY PER SHOCK) | | | | |
|---|---|---|---------------|-------|
|  | Fits Top & Bottom Eying - #1366 & #1382 | 2 | 404702 | \$ Ea |
|  | Fits Top Eying - #1386 & #1400 | 1 | 404702 | \$ Ea |
|  | Fits Bottom Pin - #1386 & #1400 | 2 | TW959 | \$ Ea |



| FRONT | | | | |
|--|----------------------------|---|----|--|
| FRONT SUSPENSION CHECK LIST | | | | |
| You need to order the following items for the front end of your vehicle. | | | | |
| | Shock Absorber | 2 | Ea | |
| | Torsion Bar | 1 | Pr | |
| | Steering Damper (Optional) | 1 | Ea | |

| REAR | | | | |
|---|---------------------------|---|----|--|
| REAR SUSPENSION CHECK LIST | | | | |
| You need to order the following items for the rear end of your vehicle. | | | | |
| | Shock Absorber | 2 | Ea | |
| | Leaf Spring | 2 | Ea | |
| | Urethane Shackle Bush kit | 1 | Kt | |
| | U-Bolt kits | 2 | Kt | |
| | Greaseable Shackle kit | 1 | Kt | |
| | Greaseable Pin kit | 1 | Kt | |

| CONTENT | DESCRIPTION | QTY | PART NO | RRP |
|--|-------------------------|-----|-----------------|-------|
| FOAM CELL - SHOCK ABSORBER | | | | |
| | 40mm Lift NA-NG Only | 2 | FC42058B | \$ Ea |
| | 40mm Lift NH Only | 2 | FC42057B | \$ Ea |
| Note: FC42057B & FC42058B can be fitted to all applications. | | | | |

| CONTENT | DESCRIPTION | QTY | PART NO | RRP |
|----------------------------|----------------------------------|-----|-----------------|-------|
| FOAM CELL - SHOCK ABSORBER | | | | |
| | Up to 40mm Lift | 2 | FC41382 | \$ Ea |
| | 40MM ADJUSTABLE - SHOCK ABSORBER | | | |
| | Up to 40mm Lift | 2 | BM401382 | \$ Ea |

| TORSION BAR | | | | |
|--|-----------------|---|------------------|-------|
| | 26mm / 1277.5mm | 1 | 4WTB-1726 | \$ Pr |
| Note: Adjust Torsion Bars after fitting shocks - ensure a minimum of 60mm droop is maintained. | | | | |

| LEAF SPRINGS | | | | |
|--------------|----------------------------|---|---------------|-------|
| | 0-300kg load | 2 | FS021 | \$ Ea |
| | CONSTANT 300kg load | 2 | FS021H | \$ Ea |

| STEERING DAMPERS | | | | |
|------------------|--|---|-------------------|-------|
| | Return-to-Center - Mounts present in vehicle | 1 | SS5013-P/S | \$ Ea |
| | Return-to-Center - Mounts not present in vehicle | 1 | SS5016-P/S | \$ Ea |

| REAR INDIVIDUAL COMPONENTS | | | | |
|----------------------------|---------------------------|---|-----------------|-------|
| | Urethane Shackle Bush Kit | 1 | TDUK-005 | \$ Kt |
| | U-Bolt Kit | 2 | TDUB-006 | \$ Kt |
| | Greaseable Pin Kit | 1 | TDGP-004 | \$ Kt |
| | Greaseable Shackle Kit | 1 | TDGS-900 | \$ Kt |

| FRONT REPLACEMENT BUSHES (QTY PER SHOCK) | | | | |
|--|---|---|---------------|-------|
| | Fits Top Pin | 2 | TW959 | \$ Ea |
| | Fits Bottom Eyeing (Only for FC42057B) | 1 | 412772 | \$ Ea |

| REAR REPLACEMENT BUSHES (QTY PER SHOCK) | | | | |
|---|-----------------------------|---|---------------|-------|
| | Fits Top & Bottom Eyeing | 2 | 404702 | \$ Ea |



MITSUBISHI

PAJERO/MONTERO
COIL REAR NF-NG & NH-NL
08/1988-1991 & 05/1991-2002
EST. LIFT FRONT: 40MM | REAR: 40MM



| FRONT | | | | |
|--|----------------------------|---|----|--|
| FRONT SUSPENSION CHECK LIST | | | | |
| You need to order the following items for the front end of your vehicle. | | | | |
| | Shock Absorber | 2 | Ea | |
| | Torsion Bar | 1 | Pr | |
| | Steering Damper (Optional) | 1 | Ea | |

| REAR | | | | |
|---|----------------|---|----|--|
| REAR SUSPENSION CHECK LIST | | | | |
| You need to order the following items for the rear end of your vehicle. | | | | |
| | Shock Absorber | 2 | Ea | |
| | Coil Springs | 1 | Pr | |

| CONTENT | DESCRIPTION | QTY | PART NO | RRP |
|--|-------------------------|-----|-----------------|-------|
| FOAM CELL - SHOCK ABSORBER | | | | |
| | 40mm Lift NF-NG Only | 2 | FC42058B | \$ Ea |
| | 40mm Lift NH-NL Only | 2 | FC42057B | \$ Ea |
| Note: FC42057B & FC42058B are to be fitted to all applications where a Foam Cell or Adjustable shock is fitted to the rear. | | | | |

| CONTENT | DESCRIPTION | QTY | PART NO | RRP |
|----------------------------------|---------------------------------|-----|-----------------|-------|
| FOAM CELL - SHOCK ABSORBER | | | | |
| | Up to 40mm Lift (NF-NG Only) | 2 | FC41439 | \$ Ea |
| | OE Height (NH-NL Only) | 2 | FC41170B | |
| | Up to 40mm Lift (NH-NL Only) | 2 | FC41178B | |
| 40MM ADJUSTABLE - SHOCK ABSORBER | | | | |
| | Up to 40mm Lift (NF-NG Only) | 2 | BM401439 | \$ Ea |
| | OE Height (NH-NL Only) | 2 | BM401170 | |
| | Up to 40mm Lift (NH-NL Only) | 2 | BM401178 | |

| TORSION BARS | | | | |
|---|-------------------------------|---|------------------|-------|
| | 26mm / 1277.5mm (91-05/96) | 1 | 4WTB-1726 | \$ Pr |
| | 27.5mm / 1307mm (06/96-00) | 1 | 4WTB-0203 | \$ Pr |
| Note: Adjust Torsion Bars after fitting shocks - ensure a minimum of 60mm droop is maintained. | | | | |

| COIL SPRINGS | | | | |
|--------------|----------------------------|---|-----------------|-------|
| | 0-300kg load | 1 | TDC632SL | \$ Pr |
| | CONSTANT 300kg load | 1 | TDC632L | \$ Pr |

| STEERING DAMPERS | | | | |
|------------------|--|---|-------------------|-------|
| | Return-to-Center - Mounts present in vehicle | 1 | SS5013-P/S | \$ Ea |
| | Return-to-Center - Mounts not present in vehicle | 1 | SS5016-P/S | \$ Ea |

| FRONT REPLACEMENT BUSHES (QTY PER SHOCK) | | | | |
|--|--|---|---------------|-------|
| | Fits Top Pin | 2 | TW959 | \$ Ea |
| | Fits Bottom Eying (Only for FC42057B) | 1 | 412772 | \$ Ea |

| REAR REPLACEMENT BUSHES (QTY PER SHOCK) | | | | |
|---|-------------------|---|-----------------|-------|
| | Fits Top Pin | 2 | 402267 | \$ Ea |
| | Fits Bottom Eying | 1 | TW038-16 | \$ Ea |



MITSUBISHI

PAJERO/MONTERO

NM-NX

05/2000-2021

EST. LIFT FRONT: 40MM | REAR: 40MM



| FRONT | | | | |
|--|----------------------|---|----|--|
| FRONT SUSPENSION CHECK LIST | | | | |
| You need to order the following items for the front end of your vehicle. | | | | |
| | Assembled struts | 2 | Ea | |
| | OR | | | |
| | Struts | 2 | Ea | |
| | Coil Springs | 1 | Pr | |
| | Strut Top (Optional) | 2 | Ea | |

| REAR | | | | |
|---|--------------------------------|---|----|--|
| REAR SUSPENSION CHECK LIST | | | | |
| You need to order the following items for the rear end of your vehicle. | | | | |
| | Shock Absorber | 2 | Ea | |
| | Coil Springs | 1 | Pr | |
| | Coil Insert Airbags (Optional) | 1 | Kt | |
| | | | | |

| CONTENT | DESCRIPTION | QTY | PART NO | RRP |
|---|-------------------------|-----|------------|-------|
| ASSEMBLED STRUTS - FOAM CELL | | | | |
| Assembled Struts are made up of: 1 x Strut, 1 x Coil, 1 x Strut top | | | | |
| | With Steel Bar - Petrol | 2 | MIT-050/04 | \$ Ea |
| | With Steel Bar - Diesel | 2 | MIT-050/05 | \$ Ea |
| | With Steel Bar & Winch | 2 | MIT-050/06 | \$ Ea |
| | OE Height | 2 | MIT-050/07 | \$ Ea |
| ASSEMBLED STRUTS - 40MM ADJUSTABLE | | | | |
| Assembled Struts are made up of: 1 x Strut, 1 x Coil, 1 x Strut top | | | | |
| | With Steel Bar - Petrol | 2 | MIT-050/01 | \$ Ea |
| | With Steel Bar - Diesel | 2 | MIT-050/02 | \$ Ea |
| | With Steel Bar & Winch | 2 | MIT-050/03 | \$ Ea |

| CONTENT | DESCRIPTION | QTY | PART NO | RRP |
|----------------------------|-----------------|-----|---------|-------|
| FOAM CELL - SHOCK ABSORBER | | | | |
| | Up to 40mm Lift | 2 | FC41148 | \$ Ea |

| STRUT - FOAM CELL | | | | |
|-------------------------|---|---|----------|-------|
| | Up to 40mm Lift - Strut Only/ No Coil/ No Strut top | 2 | FC404300 | \$ Ea |
| STRUT - 40MM ADJUSTABLE | | | | |
| | Up to 40mm Lift - Strut Only/ No Coil/ No Strut top | 2 | BM404300 | \$ Ea |



MITSUBISHI


PAJERO/MONTERO


NM-NX


05/2000-2021


EST. LIFT FRONT: 40MM | REAR: 40MM





| FRONT | | | | |
|--|-------------------------|-----|----------------|-------|
| CONTENT | DESCRIPTION | QTY | PART NO | RRP |
| COIL SPRINGS - LWB | | | | |
|  | OE Height | 1 | TDC631 | \$ Pr |
| | With Steel Bar - Petrol | 1 | TDC633 | \$ Pr |
| | With Steel Bar - Diesel | 1 | TDC633L | \$ Pr |
| | With Steel Bar & Winch | 1 | TDC633H | \$ Pr |


| REAR | | | | |
|---|--|-----|-----------------|-------|
| CONTENT | DESCRIPTION | QTY | PART NO | RRP |
| COIL SPRINGS - LWB | | | | |
|  | 0-300kg load - OE Height | 1 | TDC635S | \$ Pr |
| | CONSTANT 300kg load - OE Height | 1 | TDC635 | \$ Pr |
| | 0-300kg load | 1 | TDC635 | \$ Pr |
| | CONSTANT 300kg load | 1 | TDC635H | \$ Pr |
| | CONSTANT 500kg load | 1 | TDC635HH | \$ Pr |



| COIL SPRINGS - SWB | | | | |
|---|----------------------------|---|----------------|-------|
|  | 0-300kg load | 1 | TDC635S | \$ Pr |
| | CONSTANT 300kg load | 1 | TDC635 | \$ Pr |

| AIR ASSIST - COIL INSERT AIR BAGS | | | | |
|---|----------------------------------|---|-----------------|-------|
|  | Coil Insert Bag Kit - OEM Height | 1 | TDAA-012 | \$ Kt |
| | Coil Insert Bag Kit - 40mm Lift | 1 | TDAA-006 | \$ Kt |
| Note: Separate Air Assist components can be viewed on page 14. | | | | |

| FRONT INDIVIDUAL COMPONENTS | | | | |
|--|-----------|---|-----------------|-------|
|  | Strut Top | 2 | MIT-4038 | \$ Ea |

| AIR ASSIST - COIL INSERT WIRELESS AIR SYSTEM | | | | |
|---|---|---|-----------------|-------|
|  | Wireless Air System Suits Coil Insert Airbags | 1 | TDAS-002 | \$ Kt |

| FRONT REPLACEMENT BUSHES (QTY PER SHOCK) | | | | |
|---|--------------------|---|-------------------|-------|
|  | Front Bottom Eying | 1 | ADJ300/40A | \$ Ea |

| REAR REPLACEMENT BUSHES (QTY PER SHOCK) | | | | |
|---|-------------------|---|-------------------|-------|
|  | Fits Top Pin | 2 | TW959 | \$ Ea |
|  | Fits Bottom Eying | 1 | 4W-BS101CH | \$ Ea |



MITSUBISHI

PAJERO SPORT

QE, QF
2015 ON

EST. LIFT FRONT: 20MM | REAR: 20MM



| FRONT | | | |
|--|----------------------|----|----|
| FRONT SUSPENSION CHECK LIST | | | |
| You need to order the following items for the front end of your vehicle. | | | |
| | Assembled struts | 2 | Ea |
| | OR | | |
| | Struts | 2 | Ea |
| | Coil Springs | 1 | Pr |
| | Strut Top (Optional) | 2 | Ea |
| Upper Control Arms (Optional) | 1 | Pr | |

| REAR | | | |
|---|--------------------------------|---|----|
| REAR SUSPENSION CHECK LIST | | | |
| You need to order the following items for the rear end of your vehicle. | | | |
| | Shock Absorber | 2 | Ea |
| | Coil Springs | 1 | Pr |
| | Coil Insert Airbags (Optional) | 1 | Kt |

| CONTENT | DESCRIPTION | QTY | PART NO | RRP |
|---|-------------------------|-----|------------|-------|
| ASSEMBLED STRUTS - FOAM CELL | | | | |
| Assembled Struts are made up of: 1 x Strut, 1 x Coil, 1 x Strut top | | | | |
| | With No Bar / Alloy Bar | 2 | MIT-061/05 | \$ Ea |
| | With Steel Bar | 2 | MIT-061/06 | \$ Ea |
| | With Steel Bar & Winch | 2 | MIT-061/07 | \$ Ea |
| ASSEMBLED STRUTS - 40MM ADJUSTABLE | | | | |
| Assembled Struts are made up of: 1 x Strut, 1 x Coil, 1 x Strut top | | | | |
| | With No Bar / Alloy Bar | 2 | MIT-061/01 | \$ Ea |
| | With Steel Bar | 2 | MIT-061/02 | \$ Ea |
| | With Steel Bar & Winch | 2 | MIT-061/03 | \$ Ea |

| CONTENT | DESCRIPTION | QTY | PART NO | RRP |
|----------------------------|----------------------------------|-----|----------|-------|
| FOAM CELL - SHOCK ABSORBER | | | | |
| | Up to 20mm Lift | 2 | FC41440B | \$ Ea |
| | 40MM ADJUSTABLE - SHOCK ABSORBER | | | |
| | Up to 20mm Lift | 2 | BM401440 | \$ Ea |

| STRUT - FOAM CELL | | | | |
|-------------------|---|---|----------|-------|
| | Up to 20mm Lift - Strut Only/ No Coil/ No Strut top | 2 | FC404800 | \$ Ea |
| | STRUT - 40MM ADJUSTABLE | | | |
| | Up to 20mm Lift - Strut Only/ No Coil/ No Strut top | 2 | BM404800 | \$ Ea |

| COIL SPRINGS | | | | |
|--------------|-------------------------|---|----------|-------|
| | With No Bar / Alloy Bar | 1 | TDC681 | \$ Pr |
| | With Steel Bar | 1 | TDC681L | \$ Pr |
| | With Steel Bar & Winch | 1 | TDC681HL | \$ Pr |

| COIL SPRINGS | | | | |
|---|---------------------|---|----------|-------|
| | 0-300kg load | 1 | TDC638L | \$ Pr |
| | CONSTANT 300kg load | 1 | TDC638HL | \$ Pr |
| Use of Constant Load spring without load will result in tailshaft vibration | | | | |




MITSUBISHI


PAJERO SPORT


QE, QF
2015 ON

EST. LIFT FRONT: 20MM | REAR: 20MM





| FRONT | | | | |
|--|--------------------|-----|-----------------|-------|
| CONTENT | DESCRIPTION | QTY | PART NO | RRP |
| UPPER CONTROL ARMS | | | | |
|  | Upper Control Arms | 1 | TDCA-006 | \$ Pr |
| <p>Fitment of Tough Dog Upper Control arms to vehicles that have Lifts fitted greater than 30mm may suffer from premature ball joint failure due to droop lengths. The use of strut spacers may also affect the performance and longevity of the UCA ball joint due to the limitations of the spherical bearing housing being breached or bound at full suspension droop. There will be no warranty either expressed or implied if the vehicle is used out of legal driving conditions that will include, but is not limited to, jumping of the vehicle.</p> | | | | |



| REAR | | | | |
|---|----------------------------------|-----|-----------------|-------|
| CONTENT | DESCRIPTION | QTY | PART NO | RRP |
| AIR ASSIST - COIL INSERT AIR BAGS | | | | |
|  | Coil Insert Bag Kit - OEM height | 1 | TDAA-015 | \$ Kt |
| | Coil Insert Bag Kit - 20mm Lift | 1 | TDAA-001 | \$ Kt |
| <p>Note: Separate Air Assist components can be viewed on page 14.</p> | | | | |

| AIR ASSIST - COIL INSERT WIRELESS AIR SYSTEM | | | | |
|---|---|---|-----------------|-------|
|  | Wireless Air System Suits Coil Insert Airbags | 1 | TDAS-002 | \$ Kt |

| UPPER CONTROL ARMS - REPLACEMENT COMPONENTS | | | | |
|---|--|---|-----------------|-------|
| | Bush Kit to fit one UCA - for TDCA-006 | 1 | TDSK-009 | \$ Ea |
| | Ball joint kit to fit one UCA - for TDCA-006 | 1 | TDSK-010 | \$ Ea |

| FRONT INDIVIDUAL COMPONENTS | | | | |
|--|-----------|---|-----------------|-------|
|  | Strut Top | 2 | MIT-4040 | \$ Ea |

| FRONT REPLACEMENT BUSHES (QTY PER SHOCK) | | | | |
|---|--------------------|---|------------------|-------|
|  | Front Bottom Eying | 1 | ADJ300/50 | \$ Ea |

| REAR REPLACEMENT BUSHES (QTY PER SHOCK) | | | | |
|---|-------------------|---|-----------------|-------|
|  | Fits Top Eying | 1 | 404702 | \$ Ea |
|  | Fits Bottom Eying | 1 | TW038-16 | \$ Ea |



MITSUBISHI

**TRITON
ME-MK
10/1986-2006
EST. LIFT FRONT: 40MM | REAR: 40MM**



| FRONT | | | | |
|--|----------------------------|---|----|--|
| FRONT SUSPENSION CHECK LIST | | | | |
| You need to order the following items for the front end of your vehicle. | | | | |
| | Shock Absorber | 2 | Ea | |
| | Torsion Bar | 1 | Pr | |
| | Steering Damper (Optional) | 1 | Ea | |

| REAR | | | | |
|---|-------------------------|---|----|--|
| REAR SUSPENSION CHECK LIST | | | | |
| You need to order the following items for the rear end of your vehicle. | | | | |
| | Shock Absorber | 2 | Ea | |
| | Leaf Springs | 1 | Ea | |
| | Leaf Spring Fitment Kit | 1 | Kt | |
| | Anti Inversion Kit | 1 | Ea | |

| CONTENT | DESCRIPTION | QTY | PART NO | RRP |
|--------------------------------------|-----------------------------------|-----|-----------------|-------|
| NITROGEN GAS - SHOCK ABSORBER | | | | |
| | All models Up to MK | 2 | BD2058T | \$ Ea |
| | 40mm Lift MK Only | 2 | BD2057T | \$ Ea |
| | FOAM CELL - SHOCK ABSORBER | | | |
| | Up to 40mm Lift - MK Only | 2 | FC42057B | \$ Ea |

| CONTENT | DESCRIPTION | QTY | PART NO | RRP |
|---|-----------------------------------|-----|-----------------|-------|
| NITROGEN GAS - SHOCK ABSORBER | | | | |
| | 40mm Lift | 2 | BD1388T | \$ Ea |
| | FOAM CELL - SHOCK ABSORBER | | | |
| | 40mm Lift | 2 | FC41388 | \$ Ea |
| 40MM ADJUSTABLE - SHOCK ABSORBER | | | | |
| | 40mm Lift | 2 | BM401388 | \$ Ea |

| TORSION BARS | | | | |
|---|-----------------|---|------------------|-------|
| | 26mm / 1277.5mm | 1 | 4WTB-1726 | \$ Pr |
| | 26mm / 1370mm | 1 | 4WTB-1736 | \$ Pr |
| Note: Adjust Torsion Bars after fitting shocks - ensure a minimum of 60mm droop is maintained. | | | | |

| LEAF SPRINGS | | | | |
|---|----------------------------|---|---------------|-------|
| | 0-300kg load | 2 | FS021 | \$ Ea |
| | CONSTANT 300kg load | 2 | FS021H | \$ Ea |
| Some Special Edition models are equipped with Heavy Duty leaf packs from factory - Check prior to ordering. | | | | |

| LEAF SPRING FITMENT KIT - FITS ALL KITS | | | | |
|---|---------------------------|---|-----------------|-------------|
| | Urethane Shackle Bush Kit | 1 | TDFK-016 | TDUK-021/31 |
| | U-Bolt Kit | | | TDUB-006 |
| | Greasable Shackle Kit | | | TDGS-900 |
| | Anti Inversion Kit | | | TDSK-023 |
| | | | | \$ Kt |

| LEAF SPRING FITMENT KIT - FITS ALL KITS | | | | |
|---|---------------------------|---|-----------------|-------------|
| | Urethane Shackle Bush Kit | 1 | TDFK-016 | TDUK-021/31 |
| | U-Bolt Kit | | | TDUB-006 |
| | Greasable Shackle Kit | | | TDGS-900 |
| | Anti Inversion Kit | | | TDSK-023 |
| | | | | \$ Kt |

| FRONT REPLACEMENT BUSHES (QTY PER SHOCK) | | | | |
|--|------------------------------|---|---------------|-------|
| | Fits Top Pin | 2 | TW959 | \$ Ea |
| | Fits Bottom Eyinging - #2057 | 1 | 412772 | \$ Ea |

| REAR INDIVIDUAL COMPONENTS | | | | |
|--|---------------------------|---|--------------------|-------|
| | Urethane Shackle Bush Kit | 1 | TDUK-021/31 | \$ Kt |
| | U-Bolt Kit | 2 | TDUB-006 | \$ Kt |
| | Greasable Shackle Kit | 1 | TDGS-900 | \$ Kt |
| | Anti Inversion Kit | 1 | TDSK-023 | \$ Ea |
| Note: Must be fitted to all kits. | | | | |

| FRONT REPLACEMENT BUSHES (QTY PER SHOCK) | | | | |
|--|------------------------------|---|---------------|-------|
| | Fits Top Pin | 2 | TW959 | \$ Ea |
| | Fits Bottom Eyinging - #2057 | 1 | 412772 | \$ Ea |

| REAR REPLACEMENT BUSHES (QTY PER SHOCK) | | | | |
|---|----------------------------|---|---------------|-------|
| | Fits Top & Bottom Eyinging | 2 | 404702 | \$ Ea |

FITTING SHEET (LOCATED PAGE 320) MUST BE COMPLETED WHEN SUSPENSION FITTED. FAILURE TO COMPLY MAY AFFECT WARRANTY.

THIS PAGE IS INTENTIONALLY BLANK



MITSUBISHI

TRITON
ML-MN
07/2006-2015

EST. LIFT FRONT: 25MM | REAR: 25MM



| FRONT | | | | |
|--|----------------------|----|----|--|
| FRONT SUSPENSION CHECK LIST | | | | |
| You need to order the following items for the front end of your vehicle. | | | | |
| | Assembled struts | 2 | Ea | |
| | OR | | | |
| | Struts | 2 | Ea | |
| | Coil Springs | 1 | Pr | |
| | Strut Top (Optional) | 2 | Ea | |
| Upper Control Arms (Optional) | 1 | Pr | | |

| REAR | | | | |
|---|----------------------------|---|----|--|
| REAR SUSPENSION CHECK LIST | | | | |
| You need to order the following items for the rear end of your vehicle. | | | | |
| | Shock Absorber | 2 | Ea | |
| | Leaf Spring | 2 | Ea | |
| | Leaf Spring Fitment Kit | 1 | Kt | |
| | Bellows Airbags (Optional) | 1 | Kt | |
| | | | | |

| CONTENT | DESCRIPTION | QTY | PART NO | RRP |
|---|-------------------------------|-----|------------|-------|
| ASSEMBLED STRUTS - FOAM CELL | | | | |
| Assembled Struts are made up of: 1 x Strut, 1 x Coil, 1 x Strut top | | | | |
| | Petrol / Diesel / Bar | 2 | MIT-060/03 | \$ Ea |
| | Petrol / Diesel / Bar / Winch | 2 | MIT-060/04 | \$ Ea |
| | OE Height | 2 | MIT-060/06 | \$ Ea |
| ASSEMBLED STRUTS - 40MM ADJUSTABLE | | | | |
| Assembled Struts are made up of: 1 x Strut, 1 x Coil, 1 x Strut top | | | | |
| | Petrol / Diesel / Bar | 2 | MIT-060/01 | \$ Ea |
| | Petrol / Diesel / Bar / Winch | 2 | MIT-060/02 | \$ Ea |

| CONTENT | DESCRIPTION | QTY | PART NO | RRP |
|---|-----------------------------------|----------|---------|-------|
| NITROGEN GAS - SHOCK ABSORBER | | | | |
| | Up to 25mm Lift | 2 | BD1383T | \$ Ea |
| | FOAM CELL - SHOCK ABSORBER | | | |
| | Up to 25mm Lift | 2 | FC41383 | \$ Ea |
| 40MM ADJUSTABLE - SHOCK ABSORBER | | | | |
| Up to 25mm Lift | 2 | BM401383 | \$ Ea | |

| STRUT - FOAM CELL | | | | |
|-------------------|---|---|----------|-------|
| | Up to 25mm Lift - Strut Only/ No Coil/ No Strut top | 2 | FC404800 | \$ Ea |
| | STRUT - 40MM ADJUSTABLE | | | |
| | Up to 25mm Lift - Strut Only/ No Coil/ No Strut top | 2 | BM404800 | \$ Ea |

| COIL SPRINGS | | | | |
|--------------|-------------------------------|---|---------|-------|
| | Petrol / Diesel / Bar | 1 | TDC670 | \$ Pr |
| | Petrol / Diesel / Bar / Winch | 1 | TDC670H | \$ Pr |
| | OE Height | 1 | TDC670S | \$ Pr |

| LEAF SPRINGS | | | | |
|--------------|---------------------|---|---------|-------|
| | 0-300kg load | 2 | FS122C | \$ Ea |
| | CONSTANT 300kg load | 2 | FS122L | \$ Ea |
| | CONSTANT 500kg load | 2 | FS122LL | \$ Ea |

WARNING - REAR OVERHANG

Due to excessive overhang created by the design of the vehicle, vehicles carrying **greater than 600kg load constantly in the rear** should be fitted with a front spring one specification lighter than normal specification. This would guard against "See-Saw" effect at the rear of the vehicle. Failure to observe will result in the rear leaf spring riding lower than the desired height and cause potential front shock damage.



MITSUBISHI

TRITON
ML-MN
07/2006-2015

EST. LIFT FRONT: 25MM | REAR: 25MM



| FRONT | | | | |
|---------|-------------|-----|---------|-----|
| CONTENT | DESCRIPTION | QTY | PART NO | RRP |

| REAR | | | | |
|---------|-------------|-----|---------|-----|
| CONTENT | DESCRIPTION | QTY | PART NO | RRP |

LEAF SPRING FITMENT KIT - FITS ALL KITS

| | | | | | |
|--|---------------------------|---|-----------------|-------------|-------|
| | Urethane Shackle Bush Kit | | | TDUK-021/31 | |
| | U-Bolt Kit | 1 | TDFK-017 | TDUB-036 | \$ Kt |
| | Greaseable Shackle Kit | | | TDGS-900 | |

UPPER CONTROL ARMS

| | | | | | |
|--|--------------------|---|-----------------|----|----|
| | Upper Control Arms | 1 | TDCA-006 | \$ | Pr |
|--|--------------------|---|-----------------|----|----|

Fitment of Tough Dog Upper Control arms to vehicles that have Lifts fitted greater than 30mm may suffer from premature ball joint failure due to droop lengths. The use of strut spacers may also affect the performance and longevity of the UCA ball joint due to the limitations of the spherical bearing housing being breached or bound at full suspension droop. There will be no warranty either expressed or implied if the vehicle is used out of legal driving conditions that will include, but is not limited to, jumping of the vehicle.

AIR ASSIST - BELLOWS AIR BAGS

| | | | | | |
|--|-----------------------------|---|-----------------|----|----|
| | Bellows Bag Kit - OE Height | 1 | TDAA-134 | \$ | Kt |
| | Bellows Bag Kit - 25mm Lift | 1 | TDAA-105 | \$ | Kt |

Note: Separate Air Assist components can be viewed on page 14.

UPPER CONTROL ARMS - REPLACEMENT COMPONENTS

| | | | | | |
|--|--|---|-----------------|----|----|
| | Bush Kit to fit one UCA - for TDCA-006 | 1 | TDSK-009 | \$ | Ea |
| | Ball joint kit to fit one UCA - for TDCA-006 | 1 | TDSK-010 | \$ | Ea |

AIR ASSIST - BELLOWS WIRELESS AIR SYSTEM

| | | | | | |
|--|---|---|-----------------|----|----|
| | Wireless Air System Suits Bellows Airbags | 1 | TDAS-001 | \$ | Kt |
|--|---|---|-----------------|----|----|

FRONT INDIVIDUAL COMPONENTS

| | | | | | |
|--|-----------|---|-----------------|----|----|
| | Strut Top | 2 | MIT-4040 | \$ | Ea |
|--|-----------|---|-----------------|----|----|

REAR INDIVIDUAL COMPONENTS

| | | | | | |
|--|---|---|--------------------|----|----|
| | Urethane Shackle Bush Kit - OE Springs Only | 1 | TDUK-021/41 | \$ | Kt |
| | Urethane Shackle Bush Kit - TD Springs Only | 1 | TDUK-021/31 | \$ | Kt |
| | U-Bolt Kit | 2 | TDUB-036 | \$ | Kt |
| | Greaseable Shackle Kit | 1 | TDGS-900 | \$ | Kt |

FRONT REPLACEMENT BUSHES (QTY PER SHOCK)

| | | | | | |
|--|-------------------|---|------------------|----|----|
| | Fits Bottom Eying | 1 | ADJ300/50 | \$ | Ea |
|--|-------------------|---|------------------|----|----|

REAR REPLACEMENT BUSHES (QTY PER SHOCK)

| | | | | | |
|--|---------------------------------------|---|-----------------|----|----|
| | Fits Top & Bottom Eying - Foam Cell | 2 | 404702 | \$ | Ea |
| | Fits Top Eying - Adjustable shocks | 1 | TW038-16 | \$ | Ea |
| | Fits Bottom Eying - Adjustable shocks | 1 | 404702 | \$ | Ea |



MITSUBISHI

TRITON
MQ
01/2016-2018
EST. LIFT FRONT: 20MM | REAR: 20MM



| FRONT | | | |
|--|----------------------|----|----|
| FRONT SUSPENSION CHECK LIST | | | |
| You need to order the following items for the front end of your vehicle. | | | |
| | Assembled struts | 2 | Ea |
| | OR | | |
| | Struts | 2 | Ea |
| | Coil Springs | 1 | Pr |
| | Strut Top (Optional) | 2 | Ea |
| Upper Control Arms (Optional) | 1 | Pr | |

| REAR | | | |
|---|----------------------------|---|----|
| REAR SUSPENSION CHECK LIST | | | |
| You need to order the following items for the rear end of your vehicle. | | | |
| | Shock Absorber | 2 | Ea |
| | Leaf Spring | 2 | Ea |
| | Leaf Spring Fitment Kit | 1 | Kt |
| | Bellows Airbags (Optional) | 1 | Kt |
| | | | |

| CONTENT | DESCRIPTION | QTY | PART NO | RRP |
|---|---------------------------|-----|------------|-------|
| ASSEMBLED STRUTS - FOAM CELL | | | | |
| Assembled Struts are made up of: 1 x Strut, 1 x Coil, 1 x Strut top | | | | |
| | Diesel - No Accessories | 2 | MIT-061/05 | \$ Ea |
| | Diesel - With bar | 2 | MIT-061/06 | \$ Ea |
| | Diesel - With Bar & Winch | 2 | MIT-061/07 | \$ Ea |
| ASSEMBLED STRUTS - 40MM ADJUSTABLE | | | | |
| Assembled Struts are made up of: 1 x Strut, 1 x Coil, 1 x Strut top | | | | |
| | Diesel - No Accessories | 2 | MIT-061/01 | \$ Ea |
| | Diesel - With bar | 2 | MIT-061/02 | \$ Ea |
| | Diesel - With Bar & Winch | 2 | MIT-061/03 | \$ Ea |

| CONTENT | DESCRIPTION | QTY | PART NO | RRP |
|----------------------------------|----------------------------|----------|---------|-------|
| NITROGEN GAS - SHOCK ABSORBER | | | | |
| | Up to 20mm Lift | 2 | BD3012T | \$ Ea |
| | FOAM CELL - SHOCK ABSORBER | | | |
| | Up to 20mm Lift | 2 | FC43012 | \$ Ea |
| 40MM ADJUSTABLE - SHOCK ABSORBER | | | | |
| Up to 20mm Lift | 2 | BM403012 | \$ Ea | |

| STRUT - FOAM CELL | | | | |
|---|---|----------|----------|-------|
| | Up to 20mm Lift - Strut Only/ No Coil/ No Strut top | 2 | FC404800 | \$ Ea |
| | STRUT - 40MM ADJUSTABLE | | | |
| Up to 20mm Lift - Strut Only/ No Coil/ No Strut top | 2 | BM404800 | \$ Ea | |

| COIL SPRINGS | | | | |
|--------------|---|---|----------|-------|
| | 20mm Lift No Accessories | 1 | TDC681 | \$ Pr |
| | 20mm Lift Diesel with Bar | 1 | TDC681L | \$ Pr |
| | 20mm Lift - Diesel with Steel Bar & Winch | 1 | TDC681HL | \$ Pr |

| LEAF SPRINGS | | | | |
|--------------|---------------------|---|---------|-------|
| | 0-300kg load | 2 | FS123C | \$ Ea |
| | CONSTANT 300kg load | 2 | FS123L | \$ Ea |
| | CONSTANT 500kg load | 2 | FS123LL | \$ Ea |

WARNING - REAR OVERHANG

Due to excessive overhang created by the design of the vehicle, vehicles carrying **greater than 600kg load constantly in the rear** should be fitted with a front spring one specification lighter than normal specification. This would guard against "See-Saw" effect at the rear of the vehicle. Failure to observe will result in the rear leaf spring riding lower than the desired height and cause potential front shock damage.



MITSUBISHI

**TRITON
MQ
01/2016-2018
EST. LIFT FRONT: 20MM | REAR: 20MM**



| FRONT | | | | |
|---------|-------------|-----|---------|-----|
| CONTENT | DESCRIPTION | QTY | PART NO | RRP |

| REAR | | | | |
|---------|-------------|-----|---------|-----|
| CONTENT | DESCRIPTION | QTY | PART NO | RRP |

| LEAF SPRING FITMENT KIT - FITS ALL KITS | | | | |
|---|----------------------------------|---|-----------------|-------|
| | Urethane Shackle Bush Kit | | TDUK-077 | |
| | U-Bolt Kit | | TDUB-016 | |
| | Greaseable Shackle Kit | 1 | TDFK-018 | \$ Kt |
| | Greaseable Pin Kit | | TDGP-668 | |
| | Centre Bearing Strengthening Kit | | TDSP-008 | |

UPPER CONTROL ARMS

| | | | | |
|--|--------------------|---|-----------------|-------|
| | Upper Control Arms | 1 | TDCA-006 | \$ Pr |
|--|--------------------|---|-----------------|-------|

Fitment of Tough Dog Upper Control arms to vehicles that have Lifts fitted greater than 30mm may suffer from premature ball joint failure due to droop lengths. The use of strut spacers may also affect the performance and longevity of the UCA ball joint due to the limitations of the spherical bearing housing being breached or bound at full suspension droop. There will be no warranty either expressed or implied if the vehicle is used out of legal driving conditions that will include, but is not limited to, jumping of the vehicle.

AIR ASSIST - BELLOWS AIR BAGS

| | | | | |
|--|-----------------------------|---|-----------------|-------|
| | Bellows Bag Kit - OE Height | 1 | TDAA-119 | \$ Kt |
| | Bellows Bag Kit - 20mm Lift | 1 | TDAA-106 | \$ Kt |

Note: Separate Air Assist components can be viewed on page 14.

UPPER CONTROL ARMS - REPLACEMENT COMPONENTS

| | | | | |
|--|--|---|-----------------|-------|
| | Bush Kit to fit one UCA - for TDCA-006 | 1 | TDSK-009 | \$ Ea |
| | Ball Joint Kit to fit one UCA - for TDCA-006 | 1 | TDSK-010 | \$ Ea |

AIR ASSIST - BELLOWS WIRELESS AIR SYSTEM

| | | | | |
|--|---|---|-----------------|-------|
| | Wireless Air System Suits Bellows Airbags | 1 | TDAS-001 | \$ Kt |
|--|---|---|-----------------|-------|

FRONT INDIVIDUAL COMPONENTS

| | | | | |
|--|-----------|---|-----------------|-------|
| | Strut Top | 2 | MIT-4040 | \$ Ea |
|--|-----------|---|-----------------|-------|

REAR INDIVIDUAL COMPONENTS

| | | | | |
|--|----------------------------------|---|-----------------|-------|
| | Urethane Shackle Bush Kit | 1 | TDUK-077 | \$ Kt |
| | U-Bolt Kit | 2 | TDUB-016 | \$ Kt |
| | Greaseable Shackle Kit | 1 | TDGS-901 | \$ Kt |
| | Greaseable Pin Kit | 1 | TDGP-668 | \$ Kt |
| | Centre Bearing Strengthening Kit | 1 | TDSP-008 | \$ Ea |

Note: Must be fitted to all Kits

FRONT REPLACEMENT BUSHES (QTY PER SHOCK)

| | | | | |
|--|-------------------|---|------------------|-------|
| | Fits Bottom Eying | 1 | ADJ300/50 | \$ Ea |
|--|-------------------|---|------------------|-------|

REAR REPLACEMENT BUSHES (QTY PER SHOCK)

| | | | | |
|--|-------------------|---|-----------------|-------|
| | Fits Top Eying | 1 | 404702 | \$ Ea |
| | Fits Bottom Eying | 1 | TW038-16 | \$ Ea |



MITSUBISHI

TRITON
MR
11/2018 ON
EST. LIFT FRONT: 20MM | REAR: 20MM



| FRONT | | | |
|--|----------------------|----|----|
| FRONT SUSPENSION CHECK LIST | | | |
| You need to order the following items for the front end of your vehicle. | | | |
| | Assembled struts | 2 | Ea |
| | OR | | |
| | Struts | 2 | Ea |
| | Coil Springs | 1 | Pr |
| | Strut Top (Optional) | 2 | Ea |
| Upper Control Arms (Optional) | 1 | Pr | |

| REAR | | | |
|---|----------------------------|---|----|
| REAR SUSPENSION CHECK LIST | | | |
| You need to order the following items for the rear end of your vehicle. | | | |
| | Shock Absorber | 2 | Ea |
| | Leaf Spring | 2 | Ea |
| | Leaf Spring Fitment Kit | 1 | Kt |
| | Bellows Airbags (Optional) | 1 | Kt |

| CONTENT | DESCRIPTION | QTY | PART NO | RRP | |
|---|---|----------------|----------------|-------|--|
| ASSEMBLED STRUTS - FOAM CELL | | | | | |
| Assembled Struts are made up of: 1 x Strut, 1 x Coil, 1 x Strut top | | | | | |
| | Diesel No Accessories | 2 | MIT-004 | \$ Ea | |
| | Diesel - With Steel bar | 2 | MIT-005 | \$ Ea | |
| | Diesel -With Bar & Winch | 2 | MIT-006 | \$ Ea | |
| | ASSEMBLED STRUTS - 40MM ADJUSTABLE | | | | |
| | Assembled Struts are made up of: 1 x Strut, 1 x Coil, 1 x Strut top | | | | |
| | Diesel No Accessories | 2 | MIT-001 | \$ Ea | |
| Diesel - With Steel bar | 2 | MIT-002 | \$ Ea | | |
| Diesel - With Bar & Winch | 2 | MIT-003 | \$ Ea | | |

| CONTENT | DESCRIPTION | QTY | PART NO | RRP |
|--------------------------------------|---|-----|-----------------|-------|
| NITROGEN GAS - SHOCK ABSORBER | | | | |
| | Up to 20mm Lift | 2 | BD3012T | \$ Ea |
| | FOAM CELL - SHOCK ABSORBER | | | |
| | Up to 20mm Lift | 2 | FC43012 | \$ Ea |
| | 40MM ADJUSTABLE - SHOCK ABSORBER | | | |
| | Up to 20mm Lift | 2 | BM403012 | \$ Ea |

| STRUT - FOAM CELL | | | | |
|--------------------------|---|---|-----------------|-------|
| | Up to 20mm Lift - Strut Only/ No Coil/ No Strut top | 2 | FC404800 | \$ Ea |
| | STRUT - 40MM ADJUSTABLE | | | |
| | Up to 20mm Lift - Strut Only/ No Coil/ No Strut top | 2 | BM404800 | \$ Ea |

| COIL SPRINGS | | | | |
|---------------------|--|---|----------------|-------|
| | 20mm Lift No Accessories | 1 | TDC1029 | \$ Pr |
| | 20mm Lift - Diesel with Steel bar | 1 | TDC1030 | \$ Pr |
| | 20mm Lift - Diesel with Steel Bar & Winch | 1 | TDC1031 | \$ Pr |

| LEAF SPRINGS | | | | |
|---------------------|----------------------------|---|----------------|-------|
| | 0-300kg load | 2 | FS123C | \$ Ea |
| | CONSTANT 300kg load | 2 | FS123L | \$ Ea |
| | CONSTANT 500kg load | 2 | FS123LL | \$ Ea |

WARNING - REAR OVERHANG

Due to excessive overhang created by the design of the vehicle, vehicles carrying **greater than 600kg load constantly in the rear** should be fitted with a front spring one specification lighter than normal specification. This would guard against "See-Saw" effect at the rear of the vehicle. Failure to observe will result in the rear leaf spring riding lower than the desired height and cause potential front shock damage.



MITSUBISHI

**TRITON
MR
11/2018 ON
EST. LIFT FRONT: 20MM | REAR: 20MM**



| FRONT | | | | |
|---------|-------------|-----|---------|-----|
| CONTENT | DESCRIPTION | QTY | PART NO | RRP |

| REAR | | | | |
|---------|-------------|-----|---------|-----|
| CONTENT | DESCRIPTION | QTY | PART NO | RRP |

LEAF SPRING FITMENT KIT - FITS ALL KITS

| | | | | | |
|--|----------------------------------|---|-----------------|----------|-------|
| | Urethane Shackle Bush Kit | | | TDUK-077 | |
| | U-Bolt Kit | | | TDUB-016 | |
| | Greaseable Shackle Kit | 1 | TDFK-018 | TDGS-901 | \$ Kt |
| | Greaseable Pin kit | | | TDGP-668 | |
| | Centre Bearing Strengthening kit | | | TDSP-008 | |

UPPER CONTROL ARMS

| | | | | | |
|--|--------------------|---|-----------------|----|----|
| | Upper Control Arms | 1 | TDCA-006 | \$ | Pr |
|--|--------------------|---|-----------------|----|----|

Fitment of Tough Dog Upper Control arms to vehicles that have Lifts fitted greater than 30mm may suffer from premature ball joint failure due to droop lengths. The use of strut spacers may also affect the performance and longevity of the UCA ball joint due to the limitations of the spherical bearing housing being breached or bound at full suspension droop. There will be no warranty either expressed or implied if the vehicle is used out of legal driving conditions that will include, but is not limited to, jumping of the vehicle.

AIR ASSIST - BELLOWS AIR BAGS

| | | | | | |
|--|-----------------------------|---|-----------------|----|----|
| | Bellows Bag Kit - OE Height | 1 | TDAA-119 | \$ | Kt |
| | Bellows Bag Kit - 20mm Lift | 1 | TDAA-106 | \$ | Kt |

Note: Separate Air Assist components can be viewed on page 14.

UPPER CONTROL ARMS - REPLACEMENT COMPONENTS

| | | | | | |
|--|--|---|-----------------|----|----|
| | Bush Kit to fit one UCA - for TDCA-006 | 1 | TDSK-009 | \$ | Ea |
| | Ball joint kit to fit one UCA - for TDCA-006 | 1 | TDSK-010 | \$ | Ea |

AIR ASSIST - BELLOWS WIRELESS AIR SYSTEM

| | | | | | |
|--|---|---|-----------------|----|----|
| | Wireless Air System Suits Bellows Airbags | 1 | TDAS-001 | \$ | Kt |
|--|---|---|-----------------|----|----|

FRONT INDIVIDUAL COMPONENTS

| | | | | | |
|--|-----------|---|-----------------|----|----|
| | Strut Top | 2 | MIT-4040 | \$ | Ea |
|--|-----------|---|-----------------|----|----|

REAR INDIVIDUAL COMPONENTS

| | | | | | |
|--|----------------------------------|---|-----------------|----|----|
| | Urethane Shackle Bush Kit | 1 | TDUK-077 | \$ | Kt |
| | U-Bolt Kit | 2 | TDUB-016 | \$ | Kt |
| | Greaseable Shackle Kit | 1 | TDGS-901 | \$ | Kt |
| | Greaseable Pin Kit | 1 | TDGP-668 | \$ | Kt |
| | Centre Bearing Strengthening Kit | 1 | TDSP-008 | \$ | Ea |

Note: Must be fitted to all Kits.

FRONT REPLACEMENT BUSHES (QTY PER SHOCK)

| | | | | | |
|--|-------------------|---|------------------|----|----|
| | Fits Bottom Eying | 1 | ADJ300/50 | \$ | Ea |
|--|-------------------|---|------------------|----|----|

REAR REPLACEMENT BUSHES (QTY PER SHOCK)

| | | | | | |
|--|-------------------|---|-----------------|----|----|
| | Fits Top Eying | 1 | 404702 | \$ | Ea |
| | Fits Bottom Eying | 1 | TW038-16 | \$ | Ea |



MITSUBISHI

TRITON
MR - 4X2 MODEL
11/2018 ON



| FRONT | | | |
|--|----------------------|---|----|
| FRONT SUSPENSION CHECK LIST | | | |
| You need to order the following items for the front end of your vehicle. | | | |
| | Struts | 2 | Ea |
| | Strut Top (Optional) | 2 | Ea |

| REAR | | | |
|---|-------------------------|---|----|
| REAR SUSPENSION CHECK LIST | | | |
| You need to order the following items for the rear end of your vehicle. | | | |
| | Shock Absorber | 2 | Ea |
| | Leaf Spring | 2 | Ea |
| | Leaf Spring Fitment Kit | 1 | Kt |

| CONTENT | DESCRIPTION | QTY | PART NO | RRP |
|--------------------------|--|-----|-----------------|-------|
| STRUT - FOAM CELL | | | | |
| | OEM Height - Strut Only/ No Coil/ No Strut top | 2 | FC404800 | \$ Ea |
| | STRUT - 40MM ADJUSTABLE | | | |
| | OEM Height - Strut Only/ No Coil/ No Strut top | 2 | BM404800 | \$ Ea |

| CONTENT | DESCRIPTION | QTY | PART NO | RRP |
|---|-----------------------------------|-----|-----------------|-------|
| NITROGEN GAS - SHOCK ABSORBER | | | | |
| | Standard Height | 2 | BD3012T | \$ Ea |
| | FOAM CELL - SHOCK ABSORBER | | | |
| | Standard Height | 2 | FC43012 | \$ Ea |
| 40MM ADJUSTABLE - SHOCK ABSORBER | | | | |
| | Standard Height | 2 | BM403012 | \$ Ea |

Note: The 4X2 Tough Dog rear suspension upgrade allows a vehicle to maintain factory ride height while carrying heavy payloads for extended periods of time. The suspension upgrade is not designed to increase the vehicle's ride height like traditional Tough Dog suspension solutions.

| LEAF SPRINGS | | | | |
|--------------|----------------------------|---|----------------|-------|
| | 0-300kg load | 2 | FS123C | \$ Ea |
| | CONSTANT 300kg load | 2 | FS123L | \$ Ea |
| | CONSTANT 500kg load | 2 | FS123LL | \$ Ea |

| LEAF SPRING FITMENT KIT - FITS ALL KITS | | | | | |
|---|----------------------------------|---|-----------------|----------|-------|
| | Urethane Shackle Bush Kit | 1 | TDFK-018 | TDUK-077 | \$ Kt |
| | U-Bolt Kit | | | TDUB-016 | |
| | Greaseable Shackle Kit | | | TDGS-901 | |
| | Greaseable Pin Kit | | | TDGP-668 | |
| | Centre Bearing Strengthening Kit | | | TDSP-008 | |

| FRONT INDIVIDUAL COMPONENTS | | | | |
|-----------------------------|-----------|---|-----------------|-------|
| | Strut Top | 2 | MIT-4040 | \$ Ea |

| REAR INDIVIDUAL COMPONENTS | | | | |
|----------------------------|----------------------------------|---|-----------------|-------|
| | Urethane Shackle Bush Kit | 1 | TDUK-077 | \$ Kt |
| | U-Bolt Kit | 2 | TDUB-016 | \$ Kt |
| | Greaseable Shackle Kit | 1 | TDGS-901 | \$ Kt |
| | Greaseable Pin Kit | 1 | TDGP-668 | \$ Kt |
| | Centre Bearing Strengthening Kit | 1 | TDSP-008 | \$ Ea |

Note: Must be fitted to all Kits.

| FRONT REPLACEMENT BUSHES (QTY PER SHOCK) | | | | |
|--|-------------------|---|------------------|-------|
| | Fits Bottom Eying | 1 | ADJ300/50 | \$ Ea |

| REAR REPLACEMENT BUSHES (QTY PER SHOCK) | | | | |
|---|-------------------|---|-----------------|-------|
| | Fits Top Eying | 1 | 404702 | \$ Ea |
| | Fits Bottom Eying | 1 | TW038-16 | \$ Ea |

THIS PAGE IS INTENTIONALLY BLANK



NISSAN

NAVARA
D21, D22
01/1986 - 2015
EST. LIFT FRONT: 40MM | REAR: 40MM



| FRONT | | | | |
|--|----------------------------|---|----|--|
| FRONT SUSPENSION CHECK LIST | | | | |
| You need to order the following items for the front end of your vehicle. | | | | |
| | Shock Absorber | 2 | Ea | |
| | Torsion Bar | 1 | Pr | |
| | Steering Damper (Optional) | 1 | Ea | |

| REAR | | | | |
|---|----------------------------|---|----|--|
| REAR SUSPENSION CHECK LIST | | | | |
| You need to order the following items for the rear end of your vehicle. | | | | |
| | Shock Absorber | 2 | Ea | |
| | Leaf Spring | 2 | Ea | |
| | Leaf Spring Fitment Kit | 1 | Kt | |
| | Bellows Airbags (Optional) | 1 | Kt | |

| CONTENT | DESCRIPTION | QTY | PART NO | RRP |
|----------------------------|-------------|-----|-----------------|-------|
| FOAM CELL - SHOCK ABSORBER | | | | |
| | 40mm Lift | 2 | FC42052B | \$ Ea |

| CONTENT | DESCRIPTION | QTY | PART NO | RRP | |
|----------------------------------|----------------------------|-----------|-----------------|-----------------|-------|
| NITROGEN GAS - SHOCK ABSORBER | | | | | |
| | OE Height | 2 | BD1366T | \$ Ea | |
| | 40mm Lift | 2 | BD1382T | | |
| | FOAM CELL - SHOCK ABSORBER | | | | |
| | | 40mm Lift | 2 | FC41382B | \$ Ea |
| 40MM ADJUSTABLE - SHOCK ABSORBER | | | | | |
| | 40mm Lift | 2 | BM401382 | \$ Ea | |

| TORSION BAR | | | | |
|---|-------------------------------|---|------------------|-------|
| | 26mm / 1203mm - 86-97 Only | 1 | 4WTB-1456 | \$ Pr |
| | 26mm / 890mm - 97 On | 1 | 4WTB-1446 | \$ Pr |
| Note: Adjust Torsion Bars after fitting shocks - ensure a minimum of 60mm droop is maintained. | | | | |

| LEAF SPRINGS | | | | |
|--------------|----------------------------|---|---------------|-------|
| | 0-300kg load | 2 | T63-LH | \$ Ea |
| | 0-300kg load | 2 | T63-RH | \$ Ea |
| | CONSTANT 300kg load | 2 | T63H | \$ Ea |

| STEERING DAMPERS | | | | |
|------------------|-------------------------------|---|-------------------|-------|
| | HD Replacement - D21 Only | 1 | SD14035 | \$ Ea |
| | HD Replacement - D22 | 1 | EXT5925 | \$ Ea |
| | Return-to-Center - D22 | 1 | SS5925-P/S | \$ Ea |
| | SV9 Stage Adjustable - D22 | 1 | SV5925 | \$ Ea |

| LEAF SPRING FITMENT KIT | | | | |
|-------------------------|------------------------------|---|-----------------|----------|
| | Urethane Shackle Bush Kit | | | TDUK-007 |
| | U-Bolt Kit | | | TDUB-012 |
| | Greaseable Shackle Kit | 1 | TDFK-019 | \$ Kt |
| | Greaseable Pin Kit | | | TDGP-669 |



NISSAN

NAVARA
D21, D22
01/1986 - 2015
EST. LIFT FRONT: 40MM | REAR: 40MM



| FRONT | | | | |
|---------|-------------|-----|---------|-----|
| CONTENT | DESCRIPTION | QTY | PART NO | RRP |

| REAR | | | | |
|---|---|-----|-----------------|-------|
| CONTENT | DESCRIPTION | QTY | PART NO | RRP |
| AIR ASSIST - BELLOWS AIR BAGS | | | | |
| | Bellows Bag kit - OEM Height (D22 Only) | 1 | TDAA-124 | \$ Kt |
| | Bellows Bag kit - 40mm Lift (D22 Only) | 1 | TDAA-107 | \$ Kt |
| Note: Separate Air Assist components can be viewed on page 14. | | | | |

| AIR ASSIST - BELLOWS WIRELESS AIR SYSTEM | | | | |
|--|---|---|-----------------|-------|
| | Wireless Air System Suits Bellows Airbags | 1 | TDAS-001 | \$ Kt |

| REAR INDIVIDUAL COMPONENTS | | | | |
|----------------------------|---------------------------|---|-----------------|-------|
| | Urethane Shackle Bush Kit | 1 | TDUK-007 | \$ Kt |
| | U-Bolt Kit | 2 | TDUB-012 | \$ Kt |
| | Greaseable Shackle Kit | 1 | TDGS-668 | \$ Kt |
| | Greaseable Pin Kit | 1 | TDGP-669 | \$ Kt |

| FRONT REPLACEMENT BUSHES (QTY PER SHOCK) | | | | |
|--|-------------------|---|---------------|-------|
| | Fits Top Pin | 2 | TW959 | \$ Ea |
| | Fits Bottom Eying | 1 | 412773 | \$ Ea |

| REAR REPLACEMENT BUSHES (QTY PER SHOCK) | | | | |
|---|----------------|---|---------------|-------|
| | Fits Top Eying | 2 | 404702 | \$ Ea |



NISSAN

NAVARA
D40 - 2.5L, 4.0L
12/2005-2015

EST. LIFT FRONT: 40MM | REAR: 40MM



| FRONT | | | |
|--|----------------------|----|----|
| FRONT SUSPENSION CHECK LIST | | | |
| You need to order the following items for the front end of your vehicle. | | | |
| | Assembled struts | 2 | Ea |
| | OR | | |
| | Struts | 2 | Ea |
| | Coil Springs | 1 | Pr |
| | Strut Top (Optional) | 2 | Ea |
| Upper Control Arms (Optional) | 1 | Pr | |

| REAR | | | |
|---|----------------------------|---|----|
| REAR SUSPENSION CHECK LIST | | | |
| You need to order the following items for the rear end of your vehicle. | | | |
| | Shock Absorber | 2 | Ea |
| | Leaf Spring | 2 | Ea |
| | Leaf Spring Fitment Kit | 1 | Kt |
| | Bellows Airbags (Optional) | 1 | Kt |
| | | | |

| CONTENT | DESCRIPTION | QTY | PART NO | RRP |
|---|---|-------------------|-------------------|-------|
| ASSEMBLED STRUTS - FOAM CELL | | | | |
| Assembled Struts are made up of: 1 x Strut, 1 x Coil, 1 x Strut top | | | | |
| | Petrol / Diesel / Bar | 2 | NIS-040/04 | \$ Ea |
| | Petrol / Diesel / Bar / Winch | 2 | NIS-040/05 | \$ Ea |
| | ASSEMBLED STRUTS - 40MM ADJUSTABLE | | | |
| | Assembled Struts are made up of: 1 x Strut, 1 x Coil, 1 x Strut top | | | |
| Petrol / Diesel / Bar | 2 | NIS-040/01 | \$ Ea | |
| Petrol / Diesel / Bar / Winch | 2 | NIS-040/02 | \$ Ea | |

| CONTENT | DESCRIPTION | QTY | PART NO | RRP |
|--------------------------------------|---|-----------------|----------------|-------|
| NITROGEN GAS - SHOCK ABSORBER | | | | |
| | Up to 40mm Lift | 2 | BD1368T | \$ Ea |
| | FOAM CELL - SHOCK ABSORBER | | | |
| | Up to 40mm Lift | 2 | FC41368 | \$ Ea |
| | 40MM ADJUSTABLE - SHOCK ABSORBER | | | |
| Up to 40mm Lift | 2 | BM401368 | \$ Ea | |

| STRUT - FOAM CELL | | | | |
|---|---|-----------------|-----------------|-------|
| | Up to 40mm Lift - Strut Only/ No Coil/ No Strut top | 2 | FC404700 | \$ Ea |
| | STRUT - 40MM ADJUSTABLE | | | |
| Up to 40mm Lift - Strut Only/ No Coil/ No Strut top | 2 | BM404700 | \$ Ea | |

| COIL SPRINGS | | | | |
|---------------------|---|---|----------------|-------|
| | 40mm Lift - Petrol / Diesel / Bar | 1 | TDC770 | \$ Pr |
| | 40mm Lift - Petrol / Diesel / Bar / Winch | 1 | TDC770H | \$ Pr |

| LEAF SPRINGS | | | | |
|---------------------|----------------------------|---|--------------|-------|
| | 0-300kg load | 2 | T85C | \$ Ea |
| | CONSTANT 300kg load | 2 | T85L | \$ Ea |
| | CONSTANT 500kg load | 2 | T85LL | \$ Ea |

| LEAF SPRING FITMENT KIT | | | | |
|--------------------------------|---------------------------|---|-----------------|----------|
| | Urethane Shackle Bush Kit | | | TDUK-068 |
| | U-Bolt Kit | | | TDUB-016 |
| | Greasable Shackle Kit | 1 | TDFK-020 | \$ Kt |
| | Greasable Pin Kit | | | TDGP-668 |



NISSAN


NAVARA


D40 - 2.5L, 4.0L

12/2005-2015


EST. LIFT FRONT: 40MM | REAR: 40MM








| FRONT | | | | |
|--|--------------------|-----|-----------------|-------|
| CONTENT | DESCRIPTION | QTY | PART NO | RRP |
| UPPER CONTROL ARMS | | | | |
|  | Upper Control Arms | 1 | TDCA-007 | \$ Pr |
| <p>Fitment of Tough Dog Upper Control arms to vehicles that have Lifts fitted greater than 50mm may suffer from premature ball joint failure due to droop lengths. The use of strut spacers may also affect the performance and longevity of the UCA ball joint due to the limitations of the spherical bearing housing being breached or bound at full suspension droop. There will be no warranty either expressed or implied if the vehicle is used out of legal driving conditions that will include, but is not limited to, jumping of the vehicle.</p> | | | | |


| REAR | | | | |
|---|------------------------------|-----|-----------------|-------|
| CONTENT | DESCRIPTION | QTY | PART NO | RRP |
| AIR ASSIST - BELLOWS AIR BAGS | | | | |
|  | Bellows Bag kit - OEM Height | 1 | TDAA-120 | \$ Kt |
| | Bellows Bag kit - 40mm Lift | 1 | TDAA-108 | \$ Kt |
| <p>Note: Separate Air Assist components can be viewed on page 14.</p> | | | | |



| UPPER CONTROL ARMS - REPLACEMENT COMPONENTS | | | | |
|---|--|---|-----------------|-------|
| | Bush Kit to fit one UCA - for TDCA-007 | 1 | TDSK-011 | \$ Ea |
| | Ball joint kit to fit one UCA - for TDCA-007 | 1 | TDSK-012 | \$ Ea |

| AIR ASSIST - BELLOWS WIRELESS AIR SYSTEM | | | | |
|---|---|---|-----------------|-------|
|  | Wireless Air System Suits Bellows Airbags | 1 | TDAS-001 | \$ Kt |

| FRONT INDIVIDUAL COMPONENTS | | | | |
|--|-----------|---|-----------------|-------|
|  | Strut Top | 2 | NIS-3030 | \$ Ea |

| REAR INDIVIDUAL COMPONENTS | | | | |
|---|---------------------------|---|-----------------|-------|
|  | Urethane Shackle Bush Kit | 1 | TDUK-068 | \$ Kt |
|  | U-Bolt Kit | 2 | TDUB-016 | \$ Kt |
|  | Greaseable Shackle Kit | 1 | TDGS-667 | \$ Kt |
|  | Greaseable Pin Kit | 1 | TDGP-668 | \$ Kt |

| FRONT REPLACEMENT BUSHES (QTY PER SHOCK) | | | | |
|---|-------------------|---|-------------------|-------|
|  | Fits Bottom Eying | 1 | ADJ300/40A | \$ Ea |

| REAR REPLACEMENT BUSHES (QTY PER SHOCK) | | | | |
|---|-------------------|---|-----------------|-------|
|  | Fits Top Eying | 1 | 404702 | \$ Ea |
|  | Fits Bottom Eying | 1 | TW042-14 | \$ Ea |



NISSAN

NAVARA
D40 - 3.0L STX-550 V6
2011 - 2015

EST. LIFT FRONT: 40MM | REAR: 40MM



| FRONT | | | |
|--|----------------------|----|----|
| FRONT SUSPENSION CHECK LIST | | | |
| You need to order the following items for the front end of your vehicle. | | | |
| | Assembled struts | 2 | Ea |
| | OR | | |
| | Struts | 2 | Ea |
| | Coil Springs | 1 | Pr |
| | Strut Top (Optional) | 2 | Ea |
| Upper Control Arms (Optional) | 1 | Pr | |

| REAR | | | |
|---|----------------------------|---|----|
| REAR SUSPENSION CHECK LIST | | | |
| You need to order the following items for the rear end of your vehicle. | | | |
| | Shock Absorber | 2 | Ea |
| | Leaf Spring | 2 | Ea |
| | Leaf Spring Fitment Kit | 1 | Kt |
| | Bellows Airbags (Optional) | 1 | Kt |
| | | | |

| CONTENT | DESCRIPTION | QTY | PART NO | RRP |
|---|---|-------------------|-------------------|-------|
| ASSEMBLED STRUTS - FOAM CELL | | | | |
| Assembled Struts are made up of: 1 x Strut, 1 x Coil, 1 x Strut top | | | | |
| | Petrol / Diesel / Bar | 2 | NIS-040/07 | \$ Ea |
| | Petrol / Diesel / Bar / Winch | 2 | NIS-040/08 | \$ Ea |
| | ASSEMBLED STRUTS - 40MM ADJUSTABLE | | | |
| | Assembled Struts are made up of: 1 x Strut, 1 x Coil, 1 x Strut top | | | |
| Petrol / Diesel / Bar | 2 | NIS-040/06 | \$ Ea | |
| Petrol / Diesel / Bar / Winch | 2 | NIS-040/03 | \$ Ea | |

| CONTENT | DESCRIPTION | QTY | PART NO | RRP |
|--------------------------------------|---|-----------------|----------------|-------|
| NITROGEN GAS - SHOCK ABSORBER | | | | |
| | Up to 40mm Lift | 2 | BD1368T | \$ Ea |
| | FOAM CELL - SHOCK ABSORBER | | | |
| | Up to 40mm Lift | 2 | FC41368 | \$ Ea |
| | 40MM ADJUSTABLE - SHOCK ABSORBER | | | |
| Up to 40mm Lift | 2 | BM401368 | \$ Ea | |

| STRUT - FOAM CELL | | | | |
|---|---|-----------------|-----------------|-------|
| | Up to 40mm Lift - Strut Only/ No Coil/ No Strut top | 2 | FC404700 | \$ Ea |
| | STRUT - 40MM ADJUSTABLE | | | |
| Up to 40mm Lift - Strut Only/ No Coil/ No Strut top | 2 | BM404700 | \$ Ea | |

| COIL SPRINGS | | | | |
|---------------------|---|---|----------------|-------|
| | 40mm Lift - Petrol / Diesel / Bar | 1 | TDC772 | \$ Pr |
| | 40mm Lift - Petrol / Diesel / Bar / Winch | 1 | TDC772H | \$ Pr |

| LEAF SPRINGS | | | | |
|---------------------|----------------------------|---|--------------|-------|
| | 0-300kg load | 2 | T85C | \$ Ea |
| | CONSTANT 300kg load | 2 | T85L | \$ Ea |
| | CONSTANT 500kg load | 2 | T85LL | \$ Ea |

| LEAF SPRING FITMENT KIT | | | | |
|--------------------------------|---------------------------|---|-----------------|----------|
| | Urethane Shackle Bush Kit | | | TDUK-068 |
| | U-Bolt Kit | | | TDUB-016 |
| | Greasable Shackle Kit | 1 | TDFK-020 | \$ Kt |
| | Greasable Pin Kit | | | TDGP-668 |



NISSAN


NAVARA


D40 - 3.0L STX-550 V6

2011 - 2015


EST. LIFT FRONT: 40MM | REAR: 40MM








| FRONT | | | | |
|--|--------------------|-----|-----------------|-------|
| CONTENT | DESCRIPTION | QTY | PART NO | RRP |
| UPPER CONTROL ARMS | | | | |
|  | Upper Control Arms | 1 | TDCA-007 | \$ Pr |
| <p>Fitment of Tough Dog Upper Control arms to vehicles that have Lifts fitted greater than 50mm may suffer from premature ball joint failure due to droop lengths. The use of strut spacers may also affect the performance and longevity of the UCA ball joint due to the limitations of the spherical bearing housing being breached or bound at full suspension droop. There will be no warranty either expressed or implied if the vehicle is used out of legal driving conditions that will include, but is not limited to, jumping of the vehicle.</p> | | | | |


| REAR | | | | |
|---|------------------------------|-----|-----------------|-------|
| CONTENT | DESCRIPTION | QTY | PART NO | RRP |
| AIR ASSIST - BELLOWS AIR BAGS | | | | |
|  | Bellows Bag kit - OEM Height | 1 | TDAA-120 | \$ Kt |
| | Bellows Bag kit - 40mm Lift | 1 | TDAA-108 | \$ Kt |
| <p>Note: Separate Air Assist components can be viewed on page 14.</p> | | | | |



| UPPER CONTROL ARMS - REPLACEMENT COMPONENTS | | | | |
|---|--|---|-----------------|-------|
| | Bush Kit to fit one UCA - for TDCA-007 | 1 | TDSK-011 | \$ Ea |
| | Ball joint kit to fit one UCA - for TDCA-007 | 1 | TDSK-012 | \$ Ea |

| AIR ASSIST - BELLOWS WIRELESS AIR SYSTEM | | | | |
|---|---|---|-----------------|-------|
|  | Wireless Air System Suits Bellows Airbags | 1 | TDAS-001 | \$ Kt |

| FRONT INDIVIDUAL COMPONENTS | | | | |
|--|-----------|---|-----------------|-------|
|  | Strut Top | 2 | NIS-3030 | \$ Ea |

| REAR INDIVIDUAL COMPONENTS | | | | |
|---|---------------------------|---|-----------------|-------|
|  | Urethane Shackle Bush kit | 1 | TDUK-068 | \$ Kt |
|  | U-Bolt kit | 2 | TDUB-016 | \$ Kt |
|  | Greaseable Shackle kit | 1 | TDGS-667 | \$ Kt |
|  | Greaseable Pin kit | 1 | TDGP-668 | \$ Kt |

| FRONT REPLACEMENT BUSHES (QTY PER SHOCK) | | | | |
|---|--------------------|---|-------------------|-------|
|  | Front Bottom Eying | 1 | ADJ300/40A | \$ Ea |

| REAR REPLACEMENT BUSHES (QTY PER SHOCK) | | | | |
|---|-------------------|---|-----------------|-------|
|  | Rear Top Eying | 1 | 404702 | \$ Ea |
|  | Rear Bottom Eying | 1 | TW042-14 | \$ Ea |



NISSAN

NAVARA
NP300 - COIL REAR
07/2015 - 11/2020

EST. LIFT FRONT: 35MM | REAR: 35MM



| FRONT | | | |
|--|----------------------|----|----|
| FRONT SUSPENSION CHECK LIST | | | |
| You need to order the following items for the front end of your vehicle. | | | |
| | Assembled struts | 2 | Ea |
| | OR | | |
| | Struts | 2 | Ea |
| | Coil Springs | 1 | Pr |
| | Strut Top (Optional) | 2 | Ea |
| Upper Control Arms (Optional) | 1 | Pr | |

| REAR | | | |
|---|--------------------------------|---|----|
| REAR SUSPENSION CHECK LIST | | | |
| You need to order the following items for the rear end of your vehicle. | | | |
| | Shock Absorber | 2 | Ea |
| | Coil Springs | 1 | Pr |
| | Panhard Rods (Optional) | 1 | Ea |
| | Coil Insert Airbags (Optional) | 1 | Kt |

| CONTENT | DESCRIPTION | QTY | PART NO | RRP |
|---|-------------------------------|-----|-------------------|-------|
| ASSEMBLED STRUTS - FOAM CELL | | | | |
| Assembled Struts are made up of: 1 x Strut, 1 x Coil, 1 x Strut top | | | | |
| | Petrol / Diesel / Bar | 2 | NIS-300/07 | \$ Ea |
| | Petrol / Diesel / Bar / Winch | 2 | NIS-300/08 | \$ Ea |
| ASSEMBLED STRUTS - 40MM ADJUSTABLE | | | | |
| Assembled Struts are made up of: 1 x Strut, 1 x Coil, 1 x Strut top | | | | |
| | Petrol / Diesel / Bar | 2 | NIS-300/05 | \$ Ea |
| | Petrol / Diesel / Bar / Winch | 2 | NIS-300/06 | \$ Ea |

| CONTENT | DESCRIPTION | QTY | PART NO | RRP |
|-----------------------------------|---|-----|-----------------|-------|
| FOAM CELL - SHOCK ABSORBER | | | | |
| | Up to 35mm Lift | 2 | FC41369 | \$ Ea |
| | 40MM ADJUSTABLE - SHOCK ABSORBER | | | |
| | Up to 35mm Lift | 2 | BM401369 | \$ Ea |

| STRUT - FOAM CELL | | | | |
|--------------------------|---|---|-----------------|-------|
| | Up to 35mm Lift - Strut Only/ No Coil/ No Strut top | 2 | FC404710 | \$ Ea |
| | STRUT - 40MM ADJUSTABLE | | | |
| | Up to 35mm Lift - Strut Only/ No Coil/ No Strut top | 2 | BM404710 | \$ Ea |

| COIL SPRINGS | | | | |
|---------------------|---|---|----------------|-------|
| | 35mm Lift - Petrol / Diesel / Bar | 1 | TDC773 | \$ Pr |
| | 35mm Lift - Petrol / Diesel / Bar / Winch | 1 | TDC773H | \$ Pr |

| COIL SPRINGS | | | | |
|---------------------|----------------------------|---|------------------|-------|
| | 0-300kg load | 1 | TDC774 | \$ Pr |
| | CONSTANT 300kg load | 1 | TDC774H | \$ Pr |
| | CONSTANT 500kg load | 1 | TDC774VHL | \$ Pr |

| PANHARD RODS | | | | |
|---------------------|------------|---|-----------------|-------|
| | Adjustable | 1 | TDPR-300 | \$ Ea |





NISSAN

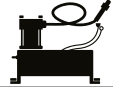
NAVARA
NP300 - COIL REAR
07/2015 - 11/2020

EST. LIFT FRONT: 35MM | REAR: 35MM





| FRONT | | | | |
|--|--------------------|-----|-----------------|-------|
| CONTENT | DESCRIPTION | QTY | PART NO | RRP |
| UPPER CONTROL ARMS | | | | |
|  | Upper Control Arms | 1 | TDCA-007 | \$ Pr |
| <p>Fitment of Tough Dog Upper Control arms to vehicles that have Lifts fitted greater than 50mm may suffer from premature ball joint failure due to droop lengths. The use of strut spacers may also affect the performance and longevity of the UCA ball joint due to the limitations of the spherical bearing housing being breached or bound at full suspension droop. There will be no warranty either expressed or implied if the vehicle is used out of legal driving conditions that will include, but is not limited to, jumping of the vehicle.</p> | | | | |



| REAR | | | | |
|---|----------------------------------|-----|-----------------|-------|
| CONTENT | DESCRIPTION | QTY | PART NO | RRP |
| AIR ASSIST - COIL INSERT AIR BAGS | | | | |
|  | Coil Insert Bag Kit - OEM Height | 1 | TDAA-016 | \$ Kt |
| | Coil Insert Bag Kit - 35mm Lift | 1 | TDAA-007 | \$ Kt |
| <p>Note: Separate Air Assist components can be viewed on page 14.</p> | | | | |

| AIR ASSIST - COIL INSERT WIRELESS AIR SYSTEM | | | | |
|---|---|---|-----------------|-------|
|  | Wireless Air System Suits Coil insert Airbags | 1 | TDAS-002 | \$ Kt |

| UPPER CONTROL ARMS - REPLACEMENT COMPONENTS | | | | |
|---|--|---|-----------------|-------|
| | Bush Kit to fit one UCA - for TDCA-007 | 1 | TDSK-011 | \$ Ea |
| | Ball joint kit to fit one UCA - for TDCA-007 | 1 | TDSK-012 | \$ Ea |

| FRONT INDIVIDUAL COMPONENTS | | | | |
|--|-----------|---|-----------------|-------|
|  | Strut Top | 2 | NIS-3030 | \$ Ea |

| FRONT REPLACEMENT BUSHES (QTY PER SHOCK) | | | | |
|---|-------------------|---|-------------------|-------|
|  | Fits Bottom Eying | 1 | ADJ300/40A | \$ Ea |

| REAR REPLACEMENT BUSHES (QTY PER SHOCK) | | | | |
|---|-------------------|---|-----------------|-------|
|  | Fits Top Eying | 1 | TW038-16 | \$ Ea |
|  | Fits Bottom Eying | 1 | TW042-14 | \$ Ea |



NISSAN

NAVARA

NP300 - COIL REAR (S5) NOT WARRIOR PRO 4X4

11/2020 ON

EST. LIFT FRONT: 20MM | REAR: 20MM



| FRONT | | | |
|--|----------------------|----|----|
| FRONT SUSPENSION CHECK LIST | | | |
| You need to order the following items for the front end of your vehicle. | | | |
| | Assembled struts | 2 | Ea |
| | OR | | |
| | Struts | 2 | Ea |
| | Coil Springs | 1 | Pr |
| | Strut Top (Optional) | 2 | Ea |
| Upper Control Arms (Optional) | 1 | Pr | |

| REAR | | | |
|---|--------------------------------|---|----|
| REAR SUSPENSION CHECK LIST | | | |
| You need to order the following items for the rear end of your vehicle. | | | |
| | Shock Absorber | 2 | Ea |
| | Coil Springs | 1 | Pr |
| | Panhard Rods (Optional) | 1 | Ea |
| | Coil Insert Airbags (Optional) | 1 | Kt |
| | | | |

| CONTENT | DESCRIPTION | QTY | PART NO | RRP |
|---|-------------------------------------|-----|-------------------|-------|
| ASSEMBLED STRUTS - FOAM CELL | | | | |
| Assembled Struts are made up of: 1 x Strut, 1 x Coil, 1 x Strut top | | | | |
| | No Accessories | 2 | NIS-300/07 | \$ Ea |
| | Petrol / Diesel / Bar / Bar & Winch | 2 | NIS-300/08 | \$ Ea |
| ASSEMBLED STRUTS - 40MM ADJUSTABLE | | | | |
| Assembled Struts are made up of: 1 x Strut, 1 x Coil, 1 x Strut top | | | | |
| | No Accessories | 2 | NIS-300/05 | \$ Ea |
| | Petrol / Diesel / Bar / Bar & Winch | 2 | NIS-300/06 | \$ Ea |

| CONTENT | DESCRIPTION | QTY | PART NO | RRP |
|-----------------------------------|---|-----|-----------------|-------|
| FOAM CELL - SHOCK ABSORBER | | | | |
| | Up to 20mm Lift | 2 | FC41369 | \$ Ea |
| | 40MM ADJUSTABLE - SHOCK ABSORBER | | | |
| | Up to 20mm Lift | 2 | BM401369 | \$ Ea |

| STRUT - FOAM CELL | | | | |
|--------------------------|---|---|-----------------|-------|
| | Up to 20mm Lift - Strut Only/ No Coil/ No Strut top | 2 | FC404710 | \$ Ea |
| | STRUT - 40MM ADJUSTABLE | | | |
| | Up to 20mm Lift - Strut Only/ No Coil/ No Strut top | 2 | BM404710 | \$ Ea |

| COIL SPRINGS | | | | |
|---------------------|---|---|----------------|-------|
| | 20mm Lift - Petrol / Diesel / No Accessories | 1 | TDC773 | \$ Pr |
| | 20mm Lift - Petrol / Diesel / Bar / Bar & Winch | 1 | TDC773H | \$ Pr |

| COIL SPRINGS | | | | |
|---------------------|----------------------------|---|------------------|-------|
| | 0-300kg load | 1 | TDC774H | \$ Pr |
| | CONSTANT 300kg load | 1 | TDC774VHL | \$ Pr |
| | CONSTANT 500kg load | 1 | TDC1037 | \$ Pr |

| PANHARD RODS | | | | |
|---------------------|------------|---|-----------------|-------|
| | Adjustable | 1 | TDPR-300 | \$ Ea |



NISSAN


NAVARA


NP300 - COIL REAR (S5) NOT WARRIOR PRO 4X4

11/2020 ON


EST. LIFT FRONT: 20MM | REAR: 20MM






| FRONT | | | | |
|--|--------------------|-----|-----------------|-------|
| CONTENT | DESCRIPTION | QTY | PART NO | RRP |
| UPPER CONTROL ARMS | | | | |
|  | Upper Control Arms | 1 | TDCA-007 | \$ Pr |
| <p>Fitment of Tough Dog Upper Control arms to vehicles that have Lifts fitted greater than 50mm may suffer from premature ball joint failure due to droop lengths. The use of strut spacers may also affect the performance and longevity of the UCA ball joint due to the limitations of the spherical bearing housing being breached or bound at full suspension droop. There will be no warranty either expressed or implied if the vehicle is used out of legal driving conditions that will include, but is not limited to, jumping of the vehicle.</p> | | | | |

| REAR | | | | |
|---|----------------------------------|-----|-----------------|-------|
| CONTENT | DESCRIPTION | QTY | PART NO | RRP |
| AIR ASSIST - COIL INSERT AIR BAGS | | | | |
|  | Coil Insert Bag Kit - OEM Height | 1 | TDAA-016 | \$ Kt |
| | Coil Insert Bag Kit - 35mm Lift | 1 | TDAA-007 | \$ Kt |
| <p>Note: Separate Air Assist components can be viewed on page 14.</p> | | | | |

| UPPER CONTROL ARMS - REPLACEMENT COMPONENTS | | | | |
|---|--|---|-----------------|-------|
| | Bush Kit to fit one UCA - for TDCA-007 | 1 | TDSK-011 | \$ Ea |
| | Ball joint kit to fit one UCA - for TDCA-007 | 1 | TDSK-012 | \$ Ea |

| AIR ASSIST - COIL INSERT WIRELESS AIR SYSTEM | | | | |
|---|---|---|-----------------|-------|
|  | Wireless Air System Suits Coil insert Airbags | 1 | TDAS-002 | \$ Kt |

| FRONT INDIVIDUAL COMPONENTS | | | | |
|--|-----------|---|-----------------|-------|
|  | Strut Top | 2 | NIS-3030 | \$ Ea |

| REAR REPLACEMENT BUSHES (QTY PER SHOCK) | | | | |
|---|-------------------|---|-----------------|-------|
|  | Fits Top Eying | 1 | TW038-16 | \$ Ea |
|  | Fits Bottom Eying | 1 | TW042-14 | \$ Ea |



NISSAN

NAVARA
NP300 - LEAF REAR
07/2015 ON

EST. LIFT FRONT: 35MM | REAR: 35MM



| FRONT | | | |
|--|----------------------|----|----|
| FRONT SUSPENSION CHECK LIST | | | |
| You need to order the following items for the front end of your vehicle. | | | |
| | Assembled struts | 2 | Ea |
| | OR | | |
| | Struts | 2 | Ea |
| | Coil Springs | 1 | Pr |
| | Strut Top (Optional) | 2 | Ea |
| Upper Control Arms (Optional) | 1 | Pr | |

| REAR | | | |
|---|----------------------------|---|----|
| REAR SUSPENSION CHECK LIST | | | |
| You need to order the following items for the rear end of your vehicle. | | | |
| | Shock Absorber | 2 | Ea |
| | Leaf Spring | 2 | Ea |
| | Leaf Spring Fitment Kit | 1 | Kt |
| | Bellows Airbags (Optional) | 1 | Kt |
| | | | |

| CONTENT | DESCRIPTION | QTY | PART NO | RRP |
|---|-------------------------------|-----|-------------------|-------|
| ASSEMBLED STRUTS - FOAM CELL | | | | |
| Assembled Struts are made up of: 1 x Strut, 1 x Coil, 1 x Strut top | | | | |
| | Petrol / Diesel / Bar | 2 | NIS-300/07 | \$ Ea |
| | Petrol / Diesel / Bar / Winch | 2 | NIS-300/08 | \$ Ea |
| ASSEMBLED STRUTS - 40MM ADJUSTABLE | | | | |
| Assembled Struts are made up of: 1 x Strut, 1 x Coil, 1 x Strut top | | | | |
| | Petrol / Diesel / Bar | 2 | NIS-300/05 | \$ Ea |
| | Petrol / Diesel / Bar / Winch | 2 | NIS-300/06 | \$ Ea |

| CONTENT | DESCRIPTION | QTY | PART NO | RRP |
|-----------------------------------|---|-----|-----------------|-------|
| FOAM CELL - SHOCK ABSORBER | | | | |
| | Up to 35mm Lift | 2 | FC43017 | \$ Ea |
| | 40MM ADJUSTABLE - SHOCK ABSORBER | | | |
| | Up to 35mm Lift | 2 | BM403017 | \$ Ea |

| STRUT - FOAM CELL | | | | |
|--------------------------|---|---|-----------------|-------|
| | Up to 35mm Lift - Strut Only/ No Coil/ No Strut top | 2 | FC404710 | \$ Ea |
| | STRUT - 40MM ADJUSTABLE | | | |
| | Up to 35mm Lift - Strut Only/ No Coil/ No Strut top | 2 | BM404710 | \$ Ea |

| COIL SPRINGS | | | | |
|---------------------|--|---|----------------|-------|
| | 35mm Lift- Petrol / Diesel / Bar | 1 | TDC773 | \$ Pr |
| | 35mm Lift- Petrol / Diesel / Bar / Winch | 1 | TDC773H | \$ Pr |

| LEAF SPRINGS | | | | |
|---------------------|----------------------------|---|--------------|-------|
| | 0-300kg load | 2 | T86C | \$ Ea |
| | CONSTANT 300kg load | 2 | T86L | \$ Ea |
| | CONSTANT 500kg load | 2 | T86LL | \$ Ea |

| LEAF SPRING FITMENT KIT | | | | |
|--------------------------------|---------------------------|---|-----------------|----------|
| | Urethane Shackle Bush Kit | 1 | TDFK-021 | TDUK-079 |
| | U-Bolt Kit | | | TDUB-005 |
| | Greaseable Shackle Kit | | | TDGS-669 |
| | Greaseable Pin Kit | | | TDGP-668 |
| | | | | \$ Kt |





NISSAN

NAVARA
NP300 - LEAF REAR
07/2015 ON


EST. LIFT FRONT: 35MM | REAR: 35MM








| FRONT | | | | |
|--|--------------------|-----|-----------------|-------|
| CONTENT | DESCRIPTION | QTY | PART NO | RRP |
| UPPER CONTROL ARMS | | | | |
|  | Upper Control Arms | 1 | TDCA-007 | \$ Pr |
| <p>Fitment of Tough Dog Upper Control arms to vehicles that have Lifts fitted greater than 50mm may suffer from premature ball joint failure due to droop lengths. The use of strut spacers may also affect the performance and longevity of the UCA ball joint due to the limitations of the spherical bearing housing being breached or bound at full suspension droop. There will be no warranty either expressed or implied if the vehicle is used out of legal driving conditions that will include, but is not limited to, jumping of the vehicle.</p> | | | | |


| REAR | | | | |
|---|-----------------------------|-----|-----------------|-------|
| CONTENT | DESCRIPTION | QTY | PART NO | RRP |
| AIR ASSIST - COIL INSERT AIR BAGS | | | | |
|  | Bellows Bag kit - 35mm Lift | 1 | TDAA-109 | \$ Kt |
| Note: Separate Air Assist components can be viewed on page 14. | | | | |


| UPPER CONTROL ARMS - REPLACEMENT COMPONENTS | | | | |
|---|--|---|-----------------|-------|
| | Bush Kit to fit one UCA - for TDCA-007 | 1 | TDSK-011 | \$ Ea |
| | Ball joint kit to fit one UCA - for TDCA-007 | 1 | TDSK-012 | \$ Ea |

| AIR ASSIST - BELLOWS WIRELESS AIR SYSTEM | | | | |
|---|---|---|-----------------|-------|
|  | Wireless Air System Suits Bellows Airbags | 1 | TDAS-001 | \$ Kt |

| FRONT INDIVIDUAL COMPONENTS | | | | |
|---|-----------|---|-----------------|-------|
|  | Strut Top | 2 | NIS-3030 | \$ Ea |

| REAR INDIVIDUAL COMPONENTS | | | | |
|---|---------------------------|---|-----------------|-------|
|  | Urethane Shackle Bush Kit | 1 | TDUK-079 | \$ Kt |
|  | U-Bolt Kit | 2 | TDUB-005 | \$ Kt |
|  | Greaseable Shackle Kit | 1 | TDGS-669 | \$ Kt |
|  | Greaseable Pin Kit | 1 | TDGP-668 | \$ Kt |

| FRONT REPLACEMENT BUSHES (QTY PER SHOCK) | | | | |
|---|--------------------|---|-------------------|-------|
|  | Front Bottom Eying | 1 | ADJ300/40A | \$ Ea |

| REAR REPLACEMENT BUSHES (QTY PER SHOCK) | | | | |
|---|-------------------------|---|---------------|-------|
|  | Rear Top & Bottom Eying | 2 | 404702 | \$ Ea |



| FRONT | | | | |
|--------------------------|---|-----|-----------------|-------|
| CONTENT | DESCRIPTION | QTY | PART NO | RRP |
| STRUT - FOAM CELL | | | | |
| | OE Height - Strut Only/ No Coil/ No Strut top | 2 | FC404700 | \$ Ea |
| | STRUT - 40MM ADJUSTABLE | | | |
| | OE Height - Strut Only/ No Coil/ No Strut top | 2 | BM404700 | \$ Ea |

| REAR | | | | |
|-----------------------------------|---|-----|-----------------|-------|
| CONTENT | DESCRIPTION | QTY | PART NO | RRP |
| FOAM CELL - SHOCK ABSORBER | | | | |
| | OE Height | 2 | FC43017 | \$ Ea |
| | 40MM ADJUSTABLE - SHOCK ABSORBER | | | |
| | OE Height | 2 | BM403017 | \$ Ea |

Note: The 4X2 Tough Dog rear suspension upgrade allows a vehicle to maintain factory ride height while carrying heavy payloads for extended periods of time. The suspension upgrade is not designed to increase the vehicle's ride height like traditional Tough Dog suspension solutions.

| LEAF SPRINGS | | | | |
|--------------|----------------------------|---|--------------|-------|
| | 0-600kg load | 2 | T86C | \$ Ea |
| | CONSTANT 600kg load | 2 | T86L | \$ Ea |
| | CONSTANT 800kg load | 2 | T86LL | \$ Ea |

| LEAF SPRING FITMENT KIT | | | | | |
|-------------------------|---------------------------|---|-----------------|----------|-------|
| | Urethane Shackle Bush Kit | 1 | TDFK-021 | TDUK-079 | \$ Kt |
| | U-Bolt Kit | | | TDUB-005 | |
| | Greaseable Shackle Kit | | | TDGS-669 | |
| | Greaseable Pin Kit | | | TDGP-668 | |

| FRONT INDIVIDUAL COMPONENTS | | | | |
|-----------------------------|-----------|---|-----------------|-------|
| | Strut Top | 2 | NIS-3030 | \$ Ea |

| REAR INDIVIDUAL COMPONENTS | | | | |
|----------------------------|---------------------------|---|-----------------|-------|
| | Urethane Shackle Bush Kit | 1 | TDUK-079 | \$ Kt |
| | U-Bolt Kit | 2 | TDUB-005 | \$ Kt |
| | Greaseable Shackle Kit | 1 | TDGS-669 | \$ Kt |
| | Greaseable Pin Kit | 1 | TDGP-668 | \$ Kt |

THIS PAGE IS INTENTIONALLY BLANK



NISSAN

PATHFINDER
WNYD21, WHYD21
12/1986 - 1995

EST. LIFT FRONT: 30MM | REAR: 30MM



| FRONT | | | | |
|--|----------------------------|---|----|--|
| FRONT SUSPENSION CHECK LIST | | | | |
| You need to order the following items for the front end of your vehicle. | | | | |
| | Shock Absorber | 2 | Ea | |
| | Torsion Bar | 1 | Pr | |
| | Steering Damper (Optional) | 1 | Ea | |

| REAR | | | | |
|---|----------------|---|----|--|
| REAR SUSPENSION CHECK LIST | | | | |
| You need to order the following items for the rear end of your vehicle. | | | | |
| | Shock Absorber | 2 | Ea | |
| | Coil Springs | 1 | Pr | |

| CONTENT | DESCRIPTION | QTY | PART NO | RRP |
|--------------------------------------|-----------------------------------|-----|-----------------|-------|
| NITROGEN GAS - SHOCK ABSORBER | | | | |
| | Up to 30mm Lift | 2 | BD2057T | \$ Ea |
| | FOAM CELL - SHOCK ABSORBER | | | |
| | Up to 30mm Lift | 2 | FC42057B | \$ Ea |

| CONTENT | DESCRIPTION | QTY | PART NO | RRP |
|---|-----------------------------------|-----|-----------------|-------|
| NITROGEN GAS - SHOCK ABSORBER | | | | |
| | Up to 30mm Lift | 2 | BD1382T | \$ Ea |
| | FOAM CELL - SHOCK ABSORBER | | | |
| | Up to 30mm Lift | 2 | FC41382B | \$ Ea |
| 40MM ADJUSTABLE - SHOCK ABSORBER | | | | |
| | Up to 30mm Lift | 2 | BM401382 | \$ Ea |

| TORSION BARS | | | | |
|--|---------------|---|------------------|-------|
| | 26mm / 1232mm | 1 | 4WTB-1458 | \$ Pr |
| Note: Adjust Torsion Bars after fitting shocks - ensure a minimum of 60mm droop is maintained. | | | | |

| COIL SPRINGS | | | | |
|--------------|----------------------------|---|----------------|-------|
| | 0-300kg load | 2 | TDC739 | \$ Pr |
| | CONSTANT 300kg load | 2 | TDC739H | \$ Pr |

| STEERING DAMPERS | | | | |
|------------------|--------------------|---|----------------|-------|
| | Replacement Damper | 1 | SD14035 | \$ Ea |

| FRONT REPLACEMENT BUSHES (QTY PER SHOCK) | | | | |
|--|-------------------------|---|---------------|-------|
| | Fits Top Pin | 2 | TW959 | \$ Ea |
| | Fits Bottom Eying #2057 | 1 | 412772 | \$ Ea |

| REAR REPLACEMENT BUSHES (QTY PER SHOCK) | | | | |
|---|-------------------------|---|---------------|-------|
| | Fits Top & Bottom Eying | 2 | 404702 | \$ Ea |



NISSAN
PATHFINDER
R50 (SI, SII, SIII)
11/1995-1999 | 2/1999 TO 2005
EST. LIFT FRONT: 30MM | REAR: 30MM



| FRONT | | | | |
|--|----------------|---|--|----|
| FRONT SUSPENSION CHECK LIST | | | | |
| You need to order the following items for the front end of your vehicle. | | | | |
| | Shock Absorber | 2 | | Ea |
| | Coil Springs | 1 | | Pr |

| REAR | | | | |
|---|----------------|---|--|----|
| REAR SUSPENSION CHECK LIST | | | | |
| You need to order the following items for the rear end of your vehicle. | | | | |
| | Shock Absorber | 2 | | Ea |
| | Coil Springs | 1 | | Pr |

| CONTENT | DESCRIPTION | QTY | PART NO | RRP |
|---------------------------|--|-----|-----------------------|-------|
| TWIN TUBE MCPHERSON STRUT | | | | |
| | OEM Height - 11/1995-1999 - D/S only | 1 | BDS4002R (D/S) | \$ Ea |
| | OEM Height - 11/1995-1999 - P/S only | 1 | BDS4003L (P/S) | \$ Ea |
| | 30mm Lift - Suits All Models | 2 | BDS4024 | \$ Ea |

| CONTENT | DESCRIPTION | QTY | PART NO | RRP |
|-------------------------------|-----------------------------------|-----|----------------|-------|
| NITROGEN GAS - SHOCK ABSORBER | | | | |
| | OEM Height - 11/1995-1999 Only | 2 | BD3009T | \$ Ea |
| | 30mm Lift - 11/1995-1999 Only | 2 | BD3010T | \$ Ea |
| | 30mm Lift - 11/1999-2005 Only | 2 | BD3011T | \$ Ea |
| FOAM CELL - SHOCK ABSORBER | | | | |
| | OEM Height - 11/1995-1999 Only | 2 | FC43009 | \$ Ea |
| | 30mm Lift - 11/1995-1999 Only | 2 | FC43010 | \$ Ea |
| | 30mm Lift - 11/1999-2005 Only | 2 | FC43011 | \$ Ea |

| COIL SPRINGS | | | | |
|--------------|------------------------|---|----------------|-------|
| | OE Height | 1 | TDC784S | \$ Pr |
| | Suit Up to Bar | 1 | TDC784 | \$ Pr |
| | Suit Up to Bar / Winch | 1 | TDC784H | \$ Pr |

| COIL SPRINGS | | | | |
|--------------|------------------------------|---|----------------|-------|
| | OEM Height - 0-300kg load | 1 | TDC783S | \$ Pr |
| | 0-300kg load | 1 | TDC783 | \$ Pr |
| | CONSTANT 300kg load | 1 | TDC783H | \$ Pr |



NISSAN

PATHFINDER
R51 2.5L, 4.0L
11/2005 - 2013

EST. LIFT FRONT: 40MM | REAR: 40MM



| FRONT | | | | |
|--|----------------------|---|----|--|
| FRONT SUSPENSION CHECK LIST | | | | |
| You need to order the following items for the front end of your vehicle. | | | | |
| | Assembled struts | 2 | Ea | |
| | OR | | | |
| | Struts | 2 | Ea | |
| | Coil Springs | 1 | Pr | |
| | Strut Top (Optional) | 2 | Ea | |

| REAR | | | | |
|---|--------------------------------|---|----|--|
| REAR SUSPENSION CHECK LIST | | | | |
| You need to order the following items for the rear end of your vehicle. | | | | |
| | Shock Absorber | 2 | Ea | |
| | Coil Springs | 1 | Pr | |
| | Coil Insert Airbags (Optional) | 1 | Kt | |

| CONTENT | DESCRIPTION | QTY | PART NO | RRP | |
|---|---|-----|-------------------|-------|--|
| ASSEMBLED STRUTS - FOAM CELL | | | | | |
| Assembled Struts are made up of: 1 x Strut, 1 x Coil, 1 x Strut top | | | | | |
| | Petrol / Diesel / Bar | 2 | NIS-040/04 | \$ Ea | |
| | Petrol / Diesel / Bar / Winch | 2 | NIS-040/05 | \$ Ea | |
| | ASSEMBLED STRUTS - 40MM ADJUSTABLE | | | | |
| | Assembled Struts are made up of: 1 x Strut, 1 x Coil, 1 x Strut top | | | | |
| | Petrol / Diesel / Bar | 2 | NIS-040/01 | \$ Ea | |
| | Petrol / Diesel / Bar / Winch | 2 | NIS-040/02 | \$ Ea | |
| STRUT - FOAM CELL | | | | | |
| | Up to 40mm Lift - Strut Only / No Coil / No Strut top | 2 | FC404700 | \$ Ea | |
| | STRUT - 40MM ADJUSTABLE | | | | |
| | Up to 40mm Lift - Strut Only / No Coil / No Strut top | 2 | BM404700 | \$ Ea | |

| CONTENT | DESCRIPTION | QTY | PART NO | RRP |
|----------------------------|----------------------------------|-----|-----------------|-------|
| FOAM CELL - SHOCK ABSORBER | | | | |
| | Up to 40mm Lift | 2 | FC41347 | \$ Ea |
| | 40MM ADJUSTABLE - SHOCK ABSORBER | | | |
| | Up to 40mm Lift | 2 | BM401347 | \$ Ea |

| COIL SPRINGS | | | | |
|--------------|-------------------------------|---|----------------|-------|
| | Petrol / Diesel / Bar | 2 | TDC770 | \$ Pr |
| | Petrol / Diesel / Bar / Winch | 2 | TDC770H | \$ Pr |

| COIL SPRINGS | | | | |
|--------------|----------------------------|---|------------------|-------|
| | 0-300kg load | 1 | TDC771 | \$ Pr |
| | CONSTANT 300kg load | 1 | TDC771H | \$ Pr |
| | CONSTANT 500kg load | 1 | TDC771XHD | \$ Pr |

| FRONT INDIVIDUAL COMPONENTS | | | | |
|-----------------------------|-----------|---|-----------------|-------|
| | Strut Top | 2 | NIS-3030 | \$ Ea |

| AIR ASSIST - COIL INSERT AIR BAGS | | | | |
|---|----------------------------------|---|-----------------|-------|
| | Coil Insert Bag Kit - OEM Height | 1 | TDAA-018 | \$ Kt |
| | Coil Insert Bag Kit - 40mm Lift | 1 | TDAA-002 | \$ Kt |
| Note: Separate Air Assist components can be viewed on page 14. | | | | |

| FRONT REPLACEMENT BUSHES (QTY PER SHOCK) | | | | |
|--|--------------------|---|-------------------|-------|
| | Front Bottom Eying | 1 | ADJ300/40A | \$ Ea |

| AIR ASSIST - COIL INSERT WIRELESS AIR SYSTEM | | | | |
|--|---|---|-----------------|-------|
| | Wireless Air System Suits Coil Insert Airbags | 1 | TDAS-002 | \$ Kt |

| REAR REPLACEMENT BUSHES (QTY PER SHOCK) | | | | |
|---|-------------------------|---|-------------------|-------|
| | Rear Top & Bottom Eying | 2 | 4W-BS101CH | \$ Ea |

FITTING SHEET (LOCATED PAGE 320) MUST BE COMPLETED WHEN SUSPENSION FITTED. FAILURE TO COMPLY MAY AFFECT WARRANTY.



NISSAN

PATHFINDER
R51 3.0L V6
11/2005-2013

EST. LIFT FRONT: 40MM | REAR: 40MM



| FRONT | | | | |
|--|----------------------|---|----|--|
| FRONT SUSPENSION CHECK LIST | | | | |
| You need to order the following items for the front end of your vehicle. | | | | |
| | Assembled struts | 2 | Ea | |
| | OR | | | |
| | Struts | 2 | Ea | |
| | Coil Springs | 1 | Pr | |
| | Strut Top (Optional) | 2 | Ea | |

| REAR | | | | |
|---|--------------------------------|---|----|--|
| REAR SUSPENSION CHECK LIST | | | | |
| You need to order the following items for the rear end of your vehicle. | | | | |
| | Shock Absorber | 2 | Ea | |
| | Coil Springs | 1 | Pr | |
| | Coil Insert Airbags (Optional) | 1 | Kt | |

| CONTENT | DESCRIPTION | QTY | PART NO | RRP |
|---|---|-----|-------------------|-------|
| ASSEMBLED STRUTS - FOAM CELL | | | | |
| Assembled struts are made up of: 1 x Strut, 1 x Coil, 1 x Strut top | | | | |
| | Petrol / Diesel / Bar | 2 | NIS-040/07 | \$ Ea |
| | Petrol / Diesel / Bar / Winch | 2 | NIS-040/08 | \$ Ea |
| ASSEMBLED STRUTS - 40MM ADJUSTABLE | | | | |
| Assembled struts are made up of: 1 x Strut, 1 x Coil, 1 x Strut top | | | | |
| | Petrol / Diesel / Bar | 2 | NIS-040/06 | \$ Ea |
| | Petrol / Diesel / Bar / Winch | 2 | NIS-040/03 | \$ Ea |
| STRUT - FOAM CELL | | | | |
| | Up to 40mm Lift - Strut Only / No Coil / No Strut top | 2 | FC404700 | \$ Ea |
| | STRUT - 40MM ADJUSTABLE | | | |
| | Up to 40mm Lift - Strut Only / No Coil / No Strut top | 2 | BM404700 | \$ Ea |

| CONTENT | DESCRIPTION | QTY | PART NO | RRP |
|----------------------------|----------------------------------|-----|-----------------|-------|
| FOAM CELL - SHOCK ABSORBER | | | | |
| | Up to 40mm Lift | 2 | FC41347 | \$ Ea |
| | 40MM ADJUSTABLE - SHOCK ABSORBER | | | |
| | Up to 40mm Lift | 2 | BM401347 | \$ Ea |

| COIL SPRINGS | | | | |
|--------------|-------------------------------|---|----------------|-------|
| | Petrol / Diesel / Bar | 2 | TDC772 | \$ Pr |
| | Petrol / Diesel / Bar / Winch | 2 | TDC772H | \$ Pr |

| COIL SPRINGS | | | | |
|--------------|----------------------------|---|------------------|-------|
| | 0-300kg load | 1 | TDC771 | \$ Pr |
| | CONSTANT 300kg load | 1 | TDC771H | \$ Pr |
| | CONSTANT 500kg load | 1 | TDC771XHD | \$ Pr |

| FRONT INDIVIDUAL COMPONENTS | | | | |
|-----------------------------|-----------|---|-----------------|-------|
| | Strut Top | 2 | NIS-3030 | \$ Ea |

| AIR ASSIST - COIL INSERT AIR BAGS | | | | |
|-----------------------------------|----------------------------------|---|-----------------|-------|
| | Coil Insert Bag Kit - OEM Height | 1 | TDAA-018 | \$ Kt |
| | Coil Insert Bag Kit - 40mm Lift | 1 | TDAA-002 | \$ Kt |

Note: Separate Air Assist components can be viewed on page 14.

| AIR ASSIST - COIL INSERT WIRELESS AIR SYSTEM | | | | |
|--|---|---|-----------------|-------|
| | Wireless Air System Suits Coil Insert Airbags | 1 | TDAS-002 | \$ Kt |

| FRONT REPLACEMENT BUSHES (QTY PER SHOCK) | | | | |
|--|--------------------|---|-------------------|-------|
| | Front Bottom Eying | 1 | ADJ300/40A | \$ Ea |

| REAR REPLACEMENT BUSHES (QTY PER SHOCK) | | | | |
|---|-------------------------|---|-------------------|-------|
| | Rear Top & Bottom Eying | 2 | 4W-BS101CH | \$ Ea |

ALL PRICES EXCLUDE FREIGHT. INCLUDE ONLY PERMANENT ACCESSORIES & WEIGHTS WHEN SELECTING SPRINGS. TOWING WEIGHT IS NOT INCLUDED



NISSAN

PATROL
MQ, MK
09/1980 - 1988
EST. LIFT FRONT: 40MM | REAR: 40MM



| FRONT | | | | |
|--|----------------------------|----|----|--|
| FRONT SUSPENSION CHECK LIST | | | | |
| You need to order the following items for the front end of your vehicle. | | | | |
| | Shock Absorber | 2 | Ea | |
| | Leaf Spring | 2 | Ea | |
| | Urethane Bushes | 1 | Kt | |
| | U-Bolt | 2 | Kt | |
| | Greaseable Shackles | 1 | Kt | |
| | Greaseable Pin | 1 | Kt | |
| | Steering Damper (Optional) | 1 | Ea | |
| Offset King Pins (Optional) | 1 | Ea | | |

| REAR | | | | |
|---|---------------------|---|----|--|
| REAR SUSPENSION CHECK LIST | | | | |
| You need to order the following items for the rear end of your vehicle. | | | | |
| | Shock Absorber | 2 | Ea | |
| | Leaf Spring | 2 | Ea | |
| | Urethane Bushes | 1 | Kt | |
| | U-Bolt | 2 | Kt | |
| | Greaseable Shackles | 1 | Kt | |
| | Greaseable Pin | 1 | Kt | |

| CONTENT | DESCRIPTION | QTY | PART NO | RRP | |
|--------------------------------------|---|-----------------|----------------|-------|--|
| NITROGEN GAS - SHOCK ABSORBER | | | | | |
| | OE Height | 2 | BD1005T | \$ Ea | |
| | 40mm Lift | 2 | BD1007T | | |
| | FOAM CELL - SHOCK ABSORBER | | | | |
| | OE Height | 2 | FC41005 | \$ Ea | |
| | 40mm Lift | 2 | FC41007 | | |
| | 40MM ADJUSTABLE - SHOCK ABSORBER | | | | |
| OE Height | 2 | BM401005 | \$ Ea | | |
| 40mm Lift | 2 | BM401007 | | | |

| CONTENT | DESCRIPTION | QTY | PART NO | RRP | |
|--------------------------------------|---|-----------------|----------------|-------|--|
| NITROGEN GAS - SHOCK ABSORBER | | | | | |
| | OE Height | 2 | BD1400T | \$ Ea | |
| | 40mm Lift | 2 | BD1441T | | |
| | FOAM CELL - SHOCK ABSORBER | | | | |
| | OE Height | 2 | FC41400 | \$ Ea | |
| | 40mm Lift | 2 | FC41441 | | |
| | 40MM ADJUSTABLE - SHOCK ABSORBER | | | | |
| OE Height | 2 | BM401400 | \$ Ea | | |
| 40mm Lift | 2 | BM401441 | | | |

| LEAF SPRINGS | | | | |
|--------------|------------------|---|-----------------|-------|
| | Up to Steel Bar | 2 | BPN-007 | \$ Ea |
| | With Bar & Winch | 2 | BPN-007H | \$ Ea |

| LEAF SPRINGS | | | | |
|--------------|----------------------------|---|-----------------|-------|
| | 0-300kg load | 2 | BPN-008 | \$ Ea |
| | CONSTANT 300kg load | 2 | BPN-008H | \$ Ea |

| STEERING DAMPERS | | | | |
|------------------|------------------------------------|---|-------------------|-------|
| | Heavy Duty Replacement | 1 | EXT5005 | \$ Ea |
| | Return to Centre - Power Steering | 1 | SS5005-P/S | \$ Ea |
| | Return to Centre - Manual Steering | 1 | SS5005-M/S | \$ Ea |

| OFFSET KING PINS | | | | |
|------------------|-------------|---|----------------|-------|
| | 0.5 Degree | 1 | NAK-005 | \$ Ea |
| | 0.75 Degree | 1 | NAK-075 | \$ Ea |
| | 1.0 Degree | 1 | NAK-001 | \$ Ea |



NISSAN

PATROL
MQ, MK
 09/1980 - 1988
EST. LIFT FRONT: 40MM | REAR: 40MM



| FRONT | | | | |
|---|--|-----|-----------------|-------|
| CONTENT | DESCRIPTION | QTY | PART NO | RRP |
| FRONT INDIVIDUAL COMPONENTS | | | | |
| | Urethane Shackle Bush kit | 1 | TDUK-009 | \$ Kt |
| Note: Must be fitted with TD springs | | | | |
| | U-bolt kit | 1 | TDUB-009 | \$ Kt |
| | U-bolt kit | 1 | TDUB-004 | \$ Kt |
| | Greaseable Pin kit | 1 | TDGP-470 | \$ Kt |
| | Greaseable Shackle kit - MQ with OE springs | 1 | TDGS-355 | \$ Kt |
| | Greaseable Shackle kit - MQ, MK with Tough Dog springs | 1 | TDGS-665 | \$ Kt |

| REAR | | | | |
|-----------------------------------|---------------------------|-----|-----------------|-------|
| CONTENT | DESCRIPTION | QTY | PART NO | RRP |
| REAR INDIVIDUAL COMPONENTS | | | | |
| | Urethane Shackle Bush kit | 1 | TDUK-010 | \$ Kt |
| | U-bolt kit | 2 | TDUB-010 | \$ Kt |
| | Greaseable Pin kit | 1 | TDGP-470 | \$ Kt |
| | Greaseable Shackle kit | 1 | TDGS-664 | \$ Kt |

| FRONT REPLACEMENT BUSHES (QTY PER SHOCK) | | | | |
|--|------------------------|---|--------------|-------|
| | Front Top & Bottom Pin | 4 | TW969 | \$ Ea |

| REAR REPLACEMENT BUSHES (QTY PER SHOCK) | | | | |
|---|-----------------|---|---------------|-------|
| | Rear Top Eying | 1 | 404702 | \$ Ea |
| | Rear Bottom Pin | 2 | TW959 | \$ Ea |



NISSAN

PATROL
GQ (Y60) 2" LIFT
01/1988 - 1998

EST. LIFT FRONT: 50MM | REAR: 50MM



| FRONT | | | |
|--|------------------------------|---|----|
| FRONT SUSPENSION CHECK LIST | | | |
| You need to order the following items for the front end of your vehicle. | | | |
| | Shock Absorber | 2 | Ea |
| | Coil Springs | 1 | Pr |
| | Panhard Rod (Optional) | 1 | Ea |
| | Castor Correction (Optional) | 1 | Ea |
| | Steering Damper (Optional) | 1 | Ea |
| | Offset King Pins (Optional) | 1 | Ea |

| REAR | | | |
|---|--------------------------------|---|----|
| REAR SUSPENSION CHECK LIST | | | |
| You need to order the following items for the rear end of your vehicle. | | | |
| | Shock Absorber | 2 | Ea |
| | Coil Springs | 1 | Pr |
| | Panhard Rod (Optional) | 1 | Ea |
| | Coil Insert Air bag (Optional) | 1 | Ea |
| | | | |

| CONTENT | DESCRIPTION | QTY | PART NO | RRP |
|-----------------------------------|---|-----|------------------|-------|
| FOAM CELL - SHOCK ABSORBER | | | | |
| | Up to 50mm Lift - Shock only | 2 | FC41047 | \$ Ea |
| | 40MM ADJUSTABLE - SHOCK ABSORBER | | | |
| | Up to 50mm Lift - Shock only | 2 | BM401047 | \$ Ea |
| | 45MM ADJUSTABLE - SHOCK ABSORBER | | | |
| | Only 50mm Lift - Shock only | 2 | BMX1047/2 | \$ Ea |
| RALPH - SHOCK ABSORBER | | | | |
| | Up to 50mm Lift - Shock only | 2 | TDR1047B | \$ Ea |

| CONTENT | DESCRIPTION | QTY | PART NO | RRP |
|-----------------------------------|---|-----|------------------|-------|
| FOAM CELL - SHOCK ABSORBER | | | | |
| | Up to 50mm Lift - Shock only | 2 | FC41206 | \$ Ea |
| | 40MM ADJUSTABLE - SHOCK ABSORBER | | | |
| | Up to 50mm Lift - Shock only | 2 | BM401206 | \$ Ea |
| | 45MM ADJUSTABLE - SHOCK ABSORBER | | | |
| | Only 50mm Lift - Shock only | 2 | BMX1206/2 | \$ Ea |
| RALPH - SHOCK ABSORBER | | | | |
| | Up to 50mm Lift - Shock only | 2 | TDR1206 | \$ Ea |

| COIL SPRINGS - 25MM | | | | |
|---------------------|----------------------------|---|------------------|-------|
| | Suit SWB /Alloy Bar | 1 | TDC731 | \$ Pr |
| | Suit LWB /Bar | 1 | TDC734SL | \$ Pr |
| | Suit LWB /Bar /Winch | 1 | TDC734HSL | \$ Pr |
| COIL SPRINGS - 50MM | | | | |
| | Suit 2.8L /LWB / Alloy Bar | 1 | TDC734CL | \$ Pr |
| | Suit LWB /Bar | 1 | TDC734L | \$ Pr |
| | Suit LWB /Bar /Winch | 1 | TDC734HL | \$ Pr |

| COIL SPRINGS - 25MM LIFT | | | | |
|--------------------------|----------------------------------|---|------------------|-------|
| | 0-300kg load - SWB | 1 | TDC733 | \$ Pr |
| | 0-300kg load - LWB | 1 | TDC732SL | \$ Pr |
| | CONSTANT 300kg load - LWB | 1 | TDC732HSL | \$ Pr |
| COIL SPRINGS - 50MM LIFT | | | | |
| | No Load /Comfort | 1 | TDC732CL | \$ Pr |
| | 0-300kg load | 1 | TDC732L | \$ Pr |
| | CONSTANT 300kg load | 1 | TDC749HL | \$ Pr |

| STEERING DAMPERS - 02/1988-08/1989 ONLY | | | | |
|---|-----------------------|---|-------------------|-------|
| | Replacement Damper | 1 | EXT5612 | \$ Ea |
| | Return-to-Center | 1 | SS5612-P/S | \$ Ea |
| | SV 9 Stage Adjustable | 1 | SV5612 | \$ Ea |
| STEERING DAMPERS - 09-1989-1998 ONLY | | | | |
| | Replacement Damper | 1 | EXT5613 | \$ Ea |
| | Return-to-Center | 1 | SS5613-P/S | \$ Ea |
| | SV 9 Stage Adjustable | 1 | SV5613 | \$ Ea |






NISSAN


PATROL
GQ (Y60) 2" LIFT
01/1988 - 1998


EST. LIFT FRONT: 50MM | REAR: 50MM




| FRONT | | | | |
|--|------------------|-----|-----------------|-------|
| CONTENT | DESCRIPTION | QTY | PART NO | RRP |
| PANHARD RODS - ALL GQ & GU UTE, GU WAGON PRE 02/2000 | | | | |
|  | Adjustable - RHD | 1 | TDPR-004 | \$ Ea |
|  | Adjustable - LHD | 1 | TDPR-014 | \$ Ea |


| REAR | | | | |
|---|------------------|-----|-----------------|-------|
| CONTENT | DESCRIPTION | QTY | PART NO | RRP |
| PANHARD RODS - ALL GQ & GU UTE, GU WAGON PRE 02/2000 | | | | |
|  | Adjustable - All | 1 | TDPR-005 | \$ Ea |



| OFFSET KING PINS | | | | |
|---|-------------|---|----------------|-------|
|  | 0.5 Degree | 1 | NAK-005 | \$ Ea |
| | 0.75 Degree | 1 | NAK-075 | \$ Ea |
| | 1.0 Degree | 1 | NAK-001 | \$ Ea |



| CASTOR CORRECTION | | | | |
|---|---------------------------------|---|-------------------|-------|
|  | 2 Degree castor correction bush | 1 | TDUK-054/2 | \$ Kt |


| AIR ASSIST - COIL INSERT AIR BAGS | | | | |
|---|----------------------------------|---|-----------------|-------|
|  | Coil Insert Bag Kit - OEM Height | 1 | TDAA-017 | \$ Kt |
| | Coil Insert Bag Kit - 50mm Lift | 1 | TDAA-008 | \$ Kt |



Note: Separate Air Assist components can be viewed on page 14.

| AIR ASSIST - COIL INSERT WIRELESS AIR SYSTEM | | | | |
|---|---|---|-----------------|-------|
|  | Wireless Air System Suits Coil Insert Airbags | 1 | TDAS-002 | \$ Kt |

| FRONT INDIVIDUAL COMPONENTS | | | | |
|---|---|---|---------------------|-------|
|  | 15mm Urethane Spring spacer | 1 | TDUK-1734/15 | \$ Ea |
| | 30mm Urethane Spring spacer | 1 | TDUK-1734/30 | \$ Ea |
|  | Panhard rod bush kit (TDPR-004, 005, 014) | 1 | TDUK-051 | \$ Kt |
| | Front Radius Rod to Chassis | 1 | TDUK-041 | \$ Kt |
| | Front Radius Rod to Diff | 1 | TDUK-050 | \$ Kt |

| REAR INDIVIDUAL COMPONENTS | | | | |
|---|---|---|---------------------|-------|
|  | 15mm Urethane Spring spacer | 1 | TDUK-1736/15 | \$ Ea |
| | 30mm Urethane Spring spacer | 1 | TDUK-1736/30 | \$ Ea |
|  | Upper & Lower Trailing Arm bush kit | 2 | TDUK-052 | \$ Kt |
| | Panhard Rod Bush kit (TDPR-004, 005, 014) | 1 | TDUK-051 | \$ Kt |

| FRONT REPLACEMENT BUSHES (QTY PER SHOCK) | | | | |
|--|------------------------|---|--------------|-------|
|  | Front Top & Bottom Pin | 4 | TW967 | \$ Ea |

| REAR REPLACEMENT BUSHES (QTY PER SHOCK) | | | | |
|---|-------------------|---|-----------------|-------|
|  | Fits Top Eying | 1 | ADJ00191 | \$ Ea |
|  | Fits Bottom Eying | 1 | 415024 | \$ Ea |



NISSAN
PATROL
GU (Y61) 2" LIFT WAGON
12/1997 - 2016
EST. LIFT FRONT: 50MM | REAR: 50MM



| FRONT | | | |
|--|------------------------------|---|----|
| FRONT SUSPENSION CHECK LIST | | | |
| You need to order the following items for the front end of your vehicle. | | | |
| | Shock Absorber | 2 | Ea |
| | Coil Springs | 1 | Pr |
| | Panhard Rod (Optional) | 1 | Ea |
| | Castor Correction (Optional) | 1 | Ea |
| | Steering Damper (Optional) | 1 | Ea |
| | Offset King Pins (Optional) | 1 | Ea |

| REAR | | | |
|---|--------------------------------|---|----|
| REAR SUSPENSION CHECK LIST | | | |
| You need to order the following items for the rear end of your vehicle. | | | |
| | Shock Absorber | 2 | Ea |
| | Coil Springs | 1 | Pr |
| | Panhard Rod (Optional) | 1 | Ea |
| | Coil Insert Air bag (Optional) | 1 | Ea |
| | | | |

| CONTENT | DESCRIPTION | QTY | PART NO | RRP |
|-----------------------------------|---|-----------------|------------------|-------|
| FOAM CELL - SHOCK ABSORBER | | | | |
| | Up to 50mm Lift - Shock only | 2 | FC41047 | \$ Ea |
| | 40MM ADJUSTABLE - SHOCK ABSORBER | | | |
| | Up to 50mm Lift - Shock only | 2 | BM401047 | \$ Ea |
| | 45MM ADJUSTABLE - SHOCK ABSORBER | | | |
| | Only 50mm Lift - Shock only | 2 | BMX1047/2 | \$ Ea |
| | RALPH - SHOCK ABSORBER | | | |
| Up to 50mm Lift - Shock only | 2 | TDR1047B | \$ Ea | |

| CONTENT | DESCRIPTION | QTY | PART NO | RRP |
|-----------------------------------|---|----------------|------------------|-------|
| FOAM CELL - SHOCK ABSORBER | | | | |
| | Up to 50mm Lift - Shock only | 2 | FC41206 | \$ Ea |
| | 40MM ADJUSTABLE - SHOCK ABSORBER | | | |
| | Up to 50mm Lift - Shock only | 2 | BM401206 | \$ Ea |
| | 45MM ADJUSTABLE - SHOCK ABSORBER | | | |
| | Up to 50mm Lift - Shock only | 2 | BMX1206/2 | \$ Ea |
| | RALPH - SHOCK ABSORBER | | | |
| Up to 50mm Lift - Shock only | 2 | TDR1206 | \$ Ea | |

| COIL SPRINGS - 25MM | | | | |
|----------------------------|----------------------|---|------------------|-------|
| | Suit LWB /Bar | 1 | TDC734SL | \$ Pr |
| | Suit LWB /Bar /Winch | 1 | TDC734HSL | \$ Pr |
| COIL SPRINGS - 50MM | | | | |
| | Suit LWB /Bar | 1 | TDC734L | \$ Pr |
| | Suit LWB /Bar /Winch | 1 | TDC734HL | \$ Pr |

| COIL SPRINGS - 25MM LIFT | | | | |
|---------------------------------|----------------------------------|---|------------------|-------|
| | 0-300kg load - LWB | 1 | TDC742SL | \$ Pr |
| | CONSTANT 300kg load - LWB | 1 | TDC742HSL | \$ Pr |
| COIL SPRINGS - 50MM LIFT | | | | |
| | 0-300kg load - LWB | 1 | TDC742L | \$ Pr |
| | CONSTANT 300kg load - LWB | 1 | TDC742HL | \$ Pr |

| STEERING DAMPERS - 12/1997-2000 ONLY | | | | |
|---|-----------------------|---|------------------|-------|
| | Replacement Damper | 1 | EXT5000 | \$ Ea |
| | Return-to-Center | 1 | SS5000P/S | \$ Ea |
| | SV 9 Stage Adjustable | 1 | SV5000 | \$ Ea |
| STEERING DAMPERS - 2/2000-2015 ONLY | | | | |
| | Replacement Damper | 1 | EXT5617 | \$ Ea |
| | Return-to-Center | 1 | SS5617P/S | \$ Ea |
| | SV 9 Stage Adjustable | 1 | SV5617 | \$ Ea |



NISSAN
PATROL
GU (Y61) 2" LIFT WAGON
12/1997 - 2016
EST. LIFT FRONT: 50MM | REAR: 50MM



| FRONT | | | | |
|--|------------------|-----|-----------------|-------|
| CONTENT | DESCRIPTION | QTY | PART NO | RRP |
| PANHARD RODS - ALL GQ & GU UTE, S1 & S2 GU WAGON*, PRE 02/2000 | | | | |
| | Adjustable - RHD | 1 | TDPR-004 | \$ Ea |
| | Adjustable - LHD | 1 | TDPR-014 | \$ Ea |
| PANHARD RODS S2 & S3 GU WAGON*, 02/2000 ON | | | | |
| | Adjustable - RHD | 1 | TDPR-012 | \$ Ea |
| | Adjustable - LHD | 1 | TDPR-016 | \$ Ea |

| REAR | | | | |
|--|------------------|-----|-----------------|-------|
| CONTENT | DESCRIPTION | QTY | PART NO | RRP |
| PANHARD RODS - ALL GQ & GU UTE, GU WAGON PRE 02/2000 | | | | |
| | Adjustable | 1 | TDPR-005 | \$ Ea |
| PANHARD RODS - GU WAGON 02/2000 ON | | | | |
| | Adjustable - All | 1 | TDPR-013 | \$ Ea |

PANHARD ROD COMPATIBILITY

GU Patrols were fitted with two different bush options for the **CHASSIS END** of the panhard rod - Check which style of bush is fitted to your vehicle before ordering by measuring the bracket spacing:

48mm: TDPR-004/014 | **65mm:** TDPR-012/016

| CASTOR CORRECTION | | | | |
|-------------------|---------------------------------|---|-------------------|-------|
| | 2 Degree Castor Correction Bush | 1 | TDUK-054/2 | \$ Kt |

| OFFSET KING PINS | | | | |
|------------------|-------------|---|----------------|-------|
| | 0.5 Degree | 1 | NAK-005 | \$ Ea |
| | 0.75 Degree | 1 | NAK-075 | \$ Ea |
| | 1.0 Degree | 1 | NAK-001 | \$ Ea |

| FRONT INDIVIDUAL COMPONENTS | | | | |
|-----------------------------|-----------------------------|---|---------------------|-------|
| | 15mm Urethane Spring spacer | 1 | TDUK-1734/15 | \$ Ea |
| | 30mm Urethane Spring spacer | 1 | TDUK-1734/30 | \$ Ea |

| AIR ASSIST - COIL INSERT AIR BAGS | | | | |
|-----------------------------------|----------------------------------|---|-----------------|-------|
| | Coil Insert Bag Kit - OEM Height | 1 | TDAA-017 | \$ Kt |
| | Coil Insert Bag Kit - 50mm Lift | 1 | TDAA-008 | \$ Kt |

Note: Separate Air Assist components can be viewed on page 14.

| AIR ASSIST - COIL INSERT WIRELESS AIR SYSTEM | | | | |
|--|--|---|-----------------|-------|
| | Wireless Air System Suits Coil Insert Airbags | 1 | TDAS-002 | \$ Kt |
| | 2 Gal. Air Tank - UPGRADE for existing Wireless Air Assist | 1 | TDAS-004 | \$ Kt |
| | 2 Gal. Air Tank - COMPLETE KIT with Control Module | 1 | TDAS-003 | \$ Kt |

Note: Full Wireless Air Kit details can be viewed on page 15.

| REAR INDIVIDUAL COMPONENTS | | | | |
|----------------------------|-----------------------------|---|---------------------|-------|
| | 15mm Urethane Spring spacer | 1 | TDUK-1736/15 | \$ Ea |
| | 30mm Urethane Spring spacer | 1 | TDUK-1736/30 | \$ Ea |

| FRONT REPLACEMENT BUSHES (QTY PER SHOCK) | | | | |
|--|--|---|-----------------|-------|
| | Front Top & Bottom Pin | 4 | TW967 | \$ Ea |
| | Panhard Rod Bush kit (TDPR-004, 005, 014) | 1 | TDUK-051 | \$ Kt |
| | Panhard Rod Bush kit (TDPR-012, 016) - Diff end | 1 | TDUK-055 | \$ Ea |
| | Panhard Rod Bush kit (TDPR-012, 016) - Chassis end | 1 | TDUK-056 | \$ Ea |
| | Front Radius Rod to Diff | 1 | TDUK-050 | \$ Kt |
| | Front Radius Rod to Chassis | 1 | TDUK-041 | \$ Kt |

| REAR REPLACEMENT BUSHES (QTY PER SHOCK) | | | | |
|---|---|---|-----------------|-------|
| | Fits Top Eyinging | 1 | ADJ00191 | \$ Ea |
| | Fits Bottom Eyinging | 1 | 415024 | \$ Ea |
| | Panhard Rod Bush (TDPR-013) - Diff end | 1 | TDUK-055 | \$ Kt |
| | Panhard Rod Bush kit (TDPR-013) - Chassis end | 1 | TDUK-056 | \$ Kt |
| | Panhard rod bush kit (TDPR-004, 005, 014) | 1 | TDUK-051 | \$ Kt |
| | Upper & Lower Trailing Arm bush kit | 2 | TDUK-052 | \$ Kt |

PANHARD ROD BUSH COMPATIBILITY

GU Patrols were fitted with two different bush options for the **CHASSIS END** of the panhard rod - Check which style of bush is fitted to your vehicle before ordering by measuring the bracket spacing:

48mm: TDUK-051 | **65mm:** TDUK-056

FOR GVM UPGRADES, SEE PAGE 188

NISSAN PATROL Y61 WAGON

AVAILABLE ON ABS EQUIPPED MODELS ONLY
TD42 1997-03/2007
ZD30 2000-2016



FROM
3000KG*

TO
3550KG*

WHAT YOU GET:

- **EXTRA PAYLOAD UP TO 550KG***
- **UPGRADED SUSPENSION**
- **IMPROVED HANDLING & LOAD CARRYING**

VEHICLE SPECIFICATIONS

| DESCRIPTION | ORIGINAL EQUIPMENT | TOUGH DOG |
|---|--------------------------|---------------------------------|
| FRONT AXLE RATING | 1500KG | 1600KG |
| REAR AXLE RATING | 18009KG | 2050KG |
| GROSS VEHICLE MASS (GVM) | 3000KG - 3150KG | 3550KG |
| TOWING CAPACITY (BRAKED) | Refer OEM SPECIFICATIONS | REFER OEM SPECIFICATIONS |
| GROSS COMBINED MASS (GCM) | | |
| • *Payload increase is based on model variant. • Available on ABS equipped models only | | |

THIS PAGE IS INTENTIONALLY BLANK



NISSAN

PATROL
GQ, GU (Y60, Y61) - 3" LIFT
02/1988 - 2016
EST. LIFT FRONT: 75MM | REAR: 75MM



| FRONT | | | | |
|--|-----------------------------|---|----|--|
| FRONT SUSPENSION CHECK LIST | | | | |
| You need to order the following items for the front end of your vehicle. | | | | |
| | Shock Absorber | 2 | Ea | |
| | Coil Springs | 1 | Pr | |
| | Castor Correction | 1 | Kt | |
| | Panhard Rod | 1 | Ea | |
| | Steering Damper (Optional) | 1 | Ea | |
| | Offset King Pins (Optional) | 1 | Ea | |

| REAR | | | | |
|---|---------------------|---|----|--|
| REAR SUSPENSION CHECK LIST | | | | |
| You need to order the following items for the rear end of your vehicle. | | | | |
| | Shock Absorber | 2 | Ea | |
| | Coil Springs | 1 | Pr | |
| | Panhard Rod | 1 | Ea | |
| | Brake Hose | 1 | Ea | |
| | Transmission Spacer | 1 | Ea | |

| CONTENT | DESCRIPTION | QTY | PART NO | RRP |
|----------------------------|----------------------------------|-----|-------------------|-------|
| FOAM CELL - SHOCK ABSORBER | | | | |
| | 75mm Lift | 2 | FC41047/3 | \$ Ea |
| | 40MM ADJUSTABLE - SHOCK ABSORBER | | | |
| | 75mm Lift | 2 | BM401047/3 | \$ Ea |
| | 45MM ADJUSTABLE - SHOCK ABSORBER | | | |
| | 75mm Lift | 2 | BMX1047/3 | \$ Ea |

| CONTENT | DESCRIPTION | QTY | PART NO | RRP |
|----------------------------|----------------------------------|-----|-------------------|-------|
| FOAM CELL - SHOCK ABSORBER | | | | |
| | 75mm Lift | 2 | FC41206/3 | \$ Ea |
| | 40MM ADJUSTABLE - SHOCK ABSORBER | | | |
| | 75mm Lift | 2 | BM401206/3 | \$ Ea |
| | 45MM ADJUSTABLE - SHOCK ABSORBER | | | |
| | 75mm Lift | 2 | BMX1206/3 | \$ Ea |

| COIL SPRINGS | | | | |
|--------------|--------------------|---|------------------|-------|
| | No Bar or with Bar | 1 | TDC734/3 | \$ Pr |
| | Steel Bar & Winch | 1 | TDC734/3H | \$ Pr |

| COIL SPRINGS | | | | |
|--------------|----------------------------|---|------------------|-------|
| | 0-300kg load | 1 | TDC732/3 | \$ Pr |
| | CONSTANT 300kg load | 1 | TDC732/3H | \$ Pr |

| PANHARD RODS - ALL GQ & GU UTE, GU WAGON PRE 02/2000 | | | | |
|---|------------------|---|-----------------|-------|
| | Adjustable - RHD | 1 | TDPR-004 | \$ Ea |
| | Adjustable - LHD | 1 | TDPR-014 | \$ Ea |
| PANHARD RODS - GU WAGON 02/2000 ON | | | | |
| | Adjustable - RHD | 1 | TDPR-012 | \$ Ea |
| | Adjustable - LHD | 1 | TDPR-016 | \$ Ea |

| PANHARD RODS - ALL GQ & GU UTE, GU WAGON PRE 02/2000 | | | | |
|---|------------------|---|-----------------|-------|
| | Adjustable - All | 1 | TDPR-005 | \$ Ea |
| PANHARD RODS - GU WAGON 02/2000 ON | | | | |
| | Adjustable - All | 1 | TDPR-013 | \$ Ea |

| CASTOR CORRECTION | | | | |
|-------------------|---------------------------------|---|-------------------|-------|
| | 2 Degree Castor Correction Bush | 1 | TDUK-054/2 | \$ Kt |

| TRANSMISSION SPACER | | | | |
|---------------------|---------------------|---|-------------------|-------|
| | Transmission spacer | 1 | TDSP-004/2 | \$ Ea |



NISSAN

PATROL
GQ, GU (Y60, Y61) - 3" LIFT
02/1988 - 2016
EST. LIFT FRONT: 75MM | REAR: 75MM



| FRONT | | | | |
|---|-----------------------|-----|-------------------|-------|
| CONTENT | DESCRIPTION | QTY | PART NO | RRP |
| STEERING DAMPERS - 02/1988-18/1989 ONLY | | | | |
| | Replacement Damper | 1 | EXT5612 | \$ Ea |
| | Return-to-Center | 1 | SS5612-P/S | \$ Ea |
| | SV 9 Stage Adjustable | 1 | SV5612 | \$ Ea |
| STEERING DAMPERS - 09-1989-1998 ONLY | | | | |
| | Replacement Damper | 1 | EXT5613 | \$ Ea |
| | Return-to-Center | 1 | SS5613-P/S | \$ Ea |
| | SV 9 Stage Adjustable | 1 | SV5613 | \$ Ea |
| STEERING DAMPERS - 02/1997 - 02/2000 ONLY | | | | |
| | Replacement Damper | 1 | EXT5000 | \$ Ea |
| | Return-to-Center | 1 | SS5000-P/S | \$ Ea |
| | SV 9 Stage Adjustable | 1 | SV5000 | \$ Ea |
| STEERING DAMPERS - 04/2000 - 2/2000 - 2016 | | | | |
| | Replacement Damper | 1 | EXT5617 | \$ Ea |
| | Return-to-Center | 1 | SS5617-P/S | \$ Ea |
| | SV 9 Stage Adjustable | 1 | SV5617 | \$ Ea |

| REAR | | | | |
|---------|-------------|-----|---------|-----|
| CONTENT | DESCRIPTION | QTY | PART NO | RRP |

| OFFSET KING PINS | | | | |
|------------------|-------------|---|----------------|-------|
| | 0.5 Degree | 1 | NAK-005 | \$ Ea |
| | 0.75 Degree | 1 | NAK-075 | \$ Ea |
| | 1.0 Degree | 1 | NAK-001 | \$ Ea |

| BRAKE HOSE KITS - UP TO 2002 - GQ / GU | | | | |
|--|----------------------|---|-----------------|-------|
| | Non-ABS Rubber hose | 1 | TDBH-001 | \$ Ea |
| | Non-ABS Braided hose | 1 | TDBH-194 | \$ Ea |

| BRAKE HOSE KITS - 1998 ON - GU ONLY | | | | |
|-------------------------------------|-----------------------------|---|-----------------|-------|
| | ABS rubber hose | 1 | TDBH-390 | \$ Ea |
| | ABS braided hose | 1 | TDBH-190 | \$ Ea |
| | ABS & Stability Rubber hose | 1 | TDBH-400 | \$ Ea |

| FRONT INDIVIDUAL COMPONENTS | | | | |
|-----------------------------|--|---|-----------------|-------|
| | Front Radius Rod to Chassis | 1 | TDUK-041 | \$ Kt |
| | Front Radius Rod to Diff | 1 | TDUK-050 | \$ Kt |
| | Panhard Rod Bush kit (TDPR-004, 005, 014) | 1 | TDUK-051 | \$ Kt |
| | Panhard Rod Bush kit (TDPR-012, 016) - Diff end | 1 | TDUK-055 | \$ Kt |
| | Panhard Rod Bush kit (TDPR-012, 016) - Chassis end | 1 | TDUK-056 | \$ Kt |

| REAR INDIVIDUAL COMPONENTS | | | | |
|----------------------------|---|---|-----------------|-------|
| | Panhard Rod Bush kit (TDPR-004, 005, 014) | 1 | TDUK-051 | \$ Kt |
| | Upper & Lower Trailing Arm Bush kit | 1 | TDUK-052 | \$ Kt |
| | Panhard Rod Bush (TDPR-013) - Diff end | 1 | TDUK-055 | \$ Kt |
| | Panhard Rod Bush kit (TDPR-013) - Chassis end | 1 | TDUK-056 | \$ Kt |

| FRONT REPLACEMENT BUSHES (QTY PER SHOCK) | | | | |
|--|------------------------|---|--------------|-------|
| | Front Top & Bottom Pin | 4 | TW967 | \$ Ea |

| REAR REPLACEMENT BUSHES (QTY PER SHOCK) | | | | |
|---|-------------------|---|-----------------|-------|
| | Fits Top Eying | 1 | ADJ00191 | \$ Ea |
| | Fits Bottom Eying | 1 | 415024 | \$ Ea |

ALL PRICES EXCLUDE FREIGHT. INCLUDE ONLY PERMANENT ACCESSORIES & WEIGHTS WHEN SELECTING SPRINGS. TOWING WEIGHT IS NOT INCLUDED



NISSAN

PATROL
GQ, GU (Y60, Y61) - 4", 5", 6" LIFT
02/1988 - 2016

EST. LIFT FRONT: 100MM, 125MM, 150MM | REAR: 100MM, 125MM, 150MM



| FRONT | | | |
|--|-----------------------------|---|----|
| FRONT SUSPENSION CHECK LIST | | | |
| You need to order the following items for the front end of your vehicle. | | | |
| | Shock Absorber | 2 | Ea |
| | Coil Springs | 1 | Pr |
| | Castor Correction | 1 | Ea |
| | Panhard Rod | 1 | Ea |
| | Steering Damper (Optional) | 1 | Ea |
| | Offset King Pins (Optional) | 1 | Ea |

| REAR | | | |
|---|---------------------|---|----|
| REAR SUSPENSION CHECK LIST | | | |
| You need to order the following items for the rear end of your vehicle. | | | |
| | Shock Absorber | 2 | Ea |
| | Coil Springs | 1 | Pr |
| | Panhard Rod | 1 | Ea |
| | Brake Hose | 1 | Ea |
| | Transmission Spacer | 1 | Ea |

| CONTENT | DESCRIPTION | QTY | PART NO | RRP |
|--|---|-----|--------------------|-------|
| FOAM CELL - SHOCK ABSORBER | | | | |
| | 100mm / 4" Lift | 2 | FC41047/4 | \$ Ea |
| | 45MM ADJUSTABLE - SHOCK ABSORBER | | | |
| | 100mm / 4" Lift | 2 | BMX1047/4/5 | \$ Ea |
| | 125mm / 5" Lift | 2 | BMX1047/4/5 | |
| | 150mm / 6" Lift | 2 | BMX1047/6 | |
| | 200mm / 8" Lift | 2 | BMX1047/8 | |
| Note: BMX1247/8 Shocks Only, No Suited Coils. | | | | |

| CONTENT | DESCRIPTION | QTY | PART NO | RRP |
|--|---|-----|--------------------|-------|
| FOAM CELL - SHOCK ABSORBER | | | | |
| | 100mm / 4" Lift | 2 | FC41206/4 | \$ Ea |
| | 45MM ADJUSTABLE - SHOCK ABSORBER | | | |
| | 100mm / 4" Lift | 2 | BMX1206/4 | \$ Ea |
| | 125mm / 5" Lift | 2 | BMX1206/4/5 | |
| | 150mm / 6" Lift | 2 | BMX1206/6 | |
| | 200mm / 8" Lift | 2 | BMX1206/8 | |
| Note: BMX1206/8 Shocks Only, No Suited Coils. | | | | |

| COIL SPRINGS | | | | |
|--------------|---------------------------------------|---|------------------|-------|
| | 100mm / 4" Lift No Bar or with Bar | 1 | TDC734/4 | \$ Pr |
| | 100mm / 4" Lift Steel Bar & Winch | 1 | TDC734/4H | \$ Pr |
| | 125mm / 5" Lift No Bar or with Bar | 1 | TDC734/5 | \$ Pr |
| | 125mm / 5" Lift Steel Bar & Winch | 1 | TDC734/5H | \$ Pr |
| | 150mm / 6" Lift No Bar or with Bar | 1 | TDC734/6 | \$ Pr |
| | 150mm / 6" Lift Steel Bar & Winch | 1 | TDC734/6H | \$ Pr |

| COIL SPRINGS | | | | |
|--------------|---|---|------------------|-------|
| | 100mm / 4" Lift 0-300kg load | 1 | TDC732/4 | \$ Pr |
| | 100mm / 4" Lift CONSTANT 300kg load | 1 | TDC732/4H | \$ Pr |
| | 125mm / 5" Lift 0-300kg load | 1 | TDC732/5 | \$ Pr |
| | 125mm / 5" Lift CONSTANT 300kg load | 1 | TDC732/5H | \$ Pr |
| | 150mm / 6" Lift 0-300kg load | 1 | TDC732/6 | \$ Pr |
| | 150mm / 6" Lift CONSTANT 300kg load | 1 | TDC732/6H | \$ Pr |

| CASTOR CORRECTION | | | | |
|-------------------|---|---|-------------------|-------|
| | 100mm / 4" Lift 3 Degree Castor Correction bushes | 1 | TDUK-054/3 | \$ Kt |
| | 125mm / 5" & 150mm / 6" Lift 5 Degree Castor Correction Plates | 1 | TDCP-005 | \$ Ea |
| | 7 Degree Castor Correction Plate | 1 | TDCP-007 | \$ Ea |

| TRANSMISSION SPACER | | | | |
|---------------------|---------------------|---|-------------------|-------|
| | Transmission spacer | 1 | TDSP-004/2 | \$ Ea |



NISSAN

PATROL
GQ, GU (Y60, Y61) - 4", 5", 6" LIFT
02/1988 - 2016

EST. LIFT FRONT: 100MM, 125MM, 150MM | REAR: 100MM, 125MM, 150MM



| FRONT | | | | |
|--|---|-----|-----------------|-------|
| CONTENT | DESCRIPTION | QTY | PART NO | RRP |
| PANHARD RODS - ALL GQ & GU UTE, GU WAGON PRE 02/2000 | | | | |
| | Adjustable - RHD | 1 | TDPR-004 | \$ Ea |
| | Adjustable - LHD | 1 | TDPR-014 | \$ Ea |
| | PANHARD RODS - GU WAGON 02/2000 ON | | | |
| | Adjustable - RHD | 1 | TDPR-012 | \$ Ea |
| | Adjustable - LHD | 1 | TDPR-016 | \$ Ea |

| REAR | | | | |
|--|------------------|-----|-----------------|-------|
| CONTENT | DESCRIPTION | QTY | PART NO | RRP |
| PANHARD RODS - ALL GQ & GU UTE, GU WAGON PRE 02/2000 | | | | |
| | Adjustable - All | 1 | TDPR-005 | \$ Ea |
| PANHARD RODS - GU WAGON 02/2000 ON | | | | |
| | Adjustable - All | 1 | TDPR-013 | \$ Ea |

| STEERING DAMPERS - WITH MOUNTING BRACKETS | | | | |
|---|-----------------------|---|-------------------|-------|
| | Return-to-Center | 1 | SS5613-XHD | \$ Ea |
| | SV 9 Stage Adjustable | 1 | SV5613/4 | \$ Ea |

| OFFSET KING PINS | | | | |
|------------------|-------------|---|----------------|-------|
| | 0.5 Degree | 1 | NAK-005 | \$ Ea |
| | 0.75 Degree | 1 | NAK-075 | \$ Ea |
| | 1.0 Degree | 1 | NAK-001 | \$ Ea |

| BRAKE HOSE KITS - UP TO 2002 - GQ / GU | | | | |
|--|----------------------|---|-----------------|-------|
| | Non-ABS Rubber hose | 1 | TDBH-001 | \$ Ea |
| | Non-ABS Braided hose | 1 | TDBH-194 | \$ Ea |

| BRAKE HOSE KITS - 1998 ON - GU ONLY | | | | |
|-------------------------------------|-----------------------------|---|-----------------|-------|
| | ABS rubber hose | 1 | TDBH-390 | \$ Ea |
| | ABS braided hose | 1 | TDBH-190 | \$ Ea |
| | ABS & Stability rubber hose | 1 | TDBH-400 | \$ Ea |

| FRONT INDIVIDUAL COMPONENTS | | | | |
|-----------------------------|--|---|-----------------|-------|
| | Front Radius Rod to Chassis | 1 | TDUK-041 | \$ Kt |
| | Front Radius Rod to Diff | 1 | TDUK-050 | \$ Kt |
| | Panhard Rod Bush kit (TDPR-004, 005, 014) | 1 | TDUK-051 | \$ Kt |
| | Panhard Rod Bush kit (TDPR-012, 016) - Diff end | 1 | TDUK-055 | \$ Kt |
| | Panhard Rod Bush kit (TDPR-012, 016) - Chassis end | 1 | TDUK-056 | \$ Kt |

| REAR INDIVIDUAL COMPONENTS | | | | |
|----------------------------|---|---|-----------------|-------|
| | Panhard Rod Bush kit (TDPR-004, 005, 014) | 1 | TDUK-051 | \$ Kt |
| | Upper & Lower Trailing Arm bush kit | 2 | TDUK-052 | \$ Kt |
| | Panhard Rod Bush (TDPR-013) - Diff end | 1 | TDUK-055 | \$ Kt |
| | Panhard Rod Bush kit (TDPR-013) - Chassis end | 1 | TDUK-056 | \$ Kt |

| FRONT REPLACEMENT BUSHES (QTY PER SHOCK) | | | | |
|--|-----------------------|---|--------------|-------|
| | Fits Top & Bottom Pin | 4 | TW967 | \$ Ea |

| REAR REPLACEMENT BUSHES (QTY PER SHOCK) | | | | |
|---|-------------------|---|-----------------|-------|
| | Fits Top Eying | 1 | ADJ00191 | \$ Ea |
| | Fits Bottom Eying | 1 | 415024 | \$ Ea |



| FRONT | | | | |
|--|----------------------------|----|----|--|
| FRONT SUSPENSION CHECK LIST | | | | |
| You need to order the following items for the front end of your vehicle. | | | | |
| | Shock Absorber | 2 | Ea | |
| | Leaf Spring | 2 | Ea | |
| | Urethane bush kit | 1 | Kt | |
| | U-Bolt kit | 2 | Kt | |
| | Greaseable Shackle kit | 1 | Kt | |
| | Greaseable Pin kit | 1 | Kt | |
| | Steering Damper (Optional) | 1 | Ea | |
| Offset King Pins (Optional) | 1 | Ea | | |

| REAR | | | | |
|---|----------------------------|---|----|--|
| REAR SUSPENSION CHECK LIST | | | | |
| You need to order the following items for the rear end of your vehicle. | | | | |
| | Shock Absorber | 2 | Ea | |
| | Leaf Spring | 2 | Ea | |
| | Urethane bush kit | 1 | Kt | |
| | U-Bolt kit | 2 | Kt | |
| | Greaseable Shackle kit | 1 | Kt | |
| | Greaseable Pin kit | 1 | Kt | |
| | Bellows Airbags (Optional) | 1 | Kt | |

| CONTENT | DESCRIPTION | QTY | PART NO | RRP | |
|-----------------------------------|---|-----------------|-----------------|-------|--|
| FOAM CELL - SHOCK ABSORBER | | | | | |
| | OE Height | 2 | FC41108 | \$ Ea | |
| | 50mm Lift | 2 | FC41113 | | |
| | 40MM ADJUSTABLE - SHOCK ABSORBER | | | | |
| | OE Height | 2 | BM401108 | \$ Ea | |
| 50mm Lift | 2 | BM401113 | | | |

| CONTENT | DESCRIPTION | QTY | PART NO | RRP |
|-----------------------------------|---|-----|------------------|-------|
| FOAM CELL - SHOCK ABSORBER | | | | |
| | 50mm Lift / 2" Lift | 2 | FC41404 | \$ Ea |
| | 75mm Lift / 3" Lift | 2 | FC41404/3 | |
| | 100mm Lift / 4" Lift | 2 | FC41404/4 | \$ Ea |
| | 40MM ADJUSTABLE - SHOCK ABSORBER | | | |
| | 50mm Lift | 2 | BM401404 | \$ Ea |

| LEAF SPRINGS | | | | |
|---|-----------------|---|-----------------|-------|
| | Up to Steel Bar | 1 | FS37-LH | \$ Ea |
| | | 1 | FS37-RH | \$ Ea |
| | Bar & Winch | 1 | FS37H-LH | \$ Ea |
| | | 1 | FS37H-RH | \$ Ea |
| Note: 1 LEFT Hand and 1 RIGHT Hand side leaf spring pack should be ordered | | | | |

| LEAF SPRINGS | | | | |
|---|---------------------------------|---|-----------------|-------|
| | 0-300kg load | 2 | BPN-010 | \$ Ea |
| | CONSTANT 300kg load | 2 | BPN-010H | \$ Ea |
| | CONSTANT 500kg load | 1 | FS39M-LH | \$ Ea |
| | | 1 | FS39M-RH | \$ Ea |
| | CONSTANT GVM - Mine Spec | 1 | FS38M-LH | \$ Ea |
| | | 1 | FS38M-RH | \$ Ea |
| Note: 1 LEFT Hand and 1 RIGHT Hand side leaf spring pack should be ordered | | | | |

| STEERING DAMPERS - EYE/EYE MOUNTING | | | | |
|-------------------------------------|--------------------|---|-------------------|-------|
| | Replacement damper | 1 | EXT5005 | \$ Ea |
| | Return-to-Center | 1 | SS5005-P/S | \$ Ea |

| AIR ASSIST - BELLOWS AIR BAGS | | | | |
|---|-----------------------------|---|-----------------|-------|
| | Bellows Bag kit - 50mm Lift | 1 | TDAA-110 | \$ Kt |
| Note: Separate Air Assist components can be viewed on page 14. | | | | |

| STEERING DAMPERS - PIN/PIN MOUNTING | | | | |
|-------------------------------------|-----------------------|---|-------------------|-------|
| | Replacement damper | 1 | EXT5613 | \$ Ea |
| | Return-to-Center | 1 | SS5613-P/S | \$ Ea |
| | SV 9 Stage Adjustable | 1 | SV5613 | \$ Ea |


| AIR ASSIST - BELLOWS WIRELESS AIR SYSTEM | | | | |
|--|---|---|-----------------|-------|
| | Wireless Air System Suits Bellows Airbags | 1 | TDAS-001 | \$ Kt |







NISSAN





PATROL
GQ/GU CAB CHASSIS (LEAF/LEAF)
02/1988 - 1997
EST. LIFT FRONT: 50MM | REAR: 50MM







| FRONT | | | | |
|---|-------------|-----|----------------|-------|
| CONTENT | DESCRIPTION | QTY | PART NO | RRP |
| OFFSET KING PINS | | | | |
|  | 0.5 Degree | 1 | NAK-005 | \$ Ea |
| | 0.75 Degree | 1 | NAK-075 | \$ Ea |
| | 1.0 Degree | 1 | NAK-001 | \$ Ea |

| REAR | | | | |
|---------|-------------|-----|---------|-----|
| CONTENT | DESCRIPTION | QTY | PART NO | RRP |

| FRONT INDIVIDUAL COMPONENTS | | | | |
|---|---------------------------|---|-----------------|-------|
|  | Urethane Shackle Bush kit | 1 | TDUK-011 | \$ Kt |
|  | U-Bolt kit | 2 | TDUB-011 | \$ Kt |
|  | Greaseable Shackle kit | 1 | TDGS-357 | \$ Kt |
|  | Greaseable Pin kit | 1 | TDGP-667 | \$ Kt |

| REAR INDIVIDUAL COMPONENTS | | | | |
|---|---------------------------|---|-----------------|-------|
|  | Urethane Shackle Bush kit | 1 | TDUK-012 | \$ Kt |
|  | U-Bolt kit | 2 | TDUB-025 | \$ Kt |
|  | Greaseable Shackle kit | 1 | TDGS-357 | \$ Kt |
|  | Greaseable Pin kit | 1 | TDGP-667 | \$ Kt |

| FRONT REPLACEMENT BUSHES (QTY PER SHOCK) | | | | |
|--|--------------------|---|-----------------|-------|
|  | Front Top Pin | 2 | TW959 | \$ Ea |
|  | Front Bottom Eying | 1 | ADJ00191 | \$ Ea |

| REAR REPLACEMENT BUSHES (QTY PER SHOCK) | | | | |
|--|-----------------|---|-----------------|-------|
|  | Rear Bottom Pin | 2 | TW959 | \$ Ea |
|  | Rear Top Eying | 1 | ADJ00191 | \$ Ea |



NISSAN
PATROL
GQ/GU CAB CHASSIS (COIL/COIL)
1988-2016
EST. LIFT FRONT: 50MM | REAR: 50MM



| FRONT | | | |
|--|------------------------------|---|----|
| FRONT SUSPENSION CHECK LIST | | | |
| You need to order the following items for the front end of your vehicle. | | | |
| | Shock Absorber | 2 | Ea |
| | Coil Springs | 1 | Pr |
| | Panhard Rod (Optional) | 1 | Ea |
| | Castor Correction (Optional) | 1 | Kt |
| | Steering Damper (Optional) | 1 | Ea |
| | Offset King Pins (Optional) | 1 | Ea |

| REAR | | | |
|---|--------------------------------|---|----|
| REAR SUSPENSION CHECK LIST | | | |
| You need to order the following items for the rear end of your vehicle. | | | |
| | Shock Absorber | 2 | Ea |
| | Coil Springs | 1 | Pr |
| | Panhard Rod (Optional) | 1 | Ea |
| | Coil Insert Airbags (Optional) | 1 | Kt |
| | | | |

| CONTENT | DESCRIPTION | QTY | PART NO | RRP |
|-----------------------------------|---|-----------------|------------------|-------|
| FOAM CELL - SHOCK ABSORBER | | | | |
| | Up to 50mm Lift | 2 | FC41047 | \$ Ea |
| | 40MM ADJUSTABLE - SHOCK ABSORBER | | | |
| | Up to 50mm Lift | 2 | BM401047 | \$ Ea |
| | 45MM ADJUSTABLE - SHOCK ABSORBER | | | |
| | Only 50mm Lift | 2 | BMX1047/2 | \$ Ea |
| | RALPH - SHOCK ABSORBER | | | |
| Up to 50mm Lift | 2 | TDR1047B | \$ Ea | |

| CONTENT | DESCRIPTION | QTY | PART NO | RRP |
|-----------------------------------|---|----------------|------------------|-------|
| FOAM CELL - SHOCK ABSORBER | | | | |
| | Up to 50mm Lift | 2 | FC41206 | \$ Ea |
| | 40MM ADJUSTABLE - SHOCK ABSORBER | | | |
| | Up to 50mm Lift | 2 | BM401206 | \$ Ea |
| | 45MM ADJUSTABLE - SHOCK ABSORBER | | | |
| | Only 50mm Lift | 2 | BMX1206/2 | \$ Ea |
| | RALPH - SHOCK ABSORBER | | | |
| Up to 50mm Lift | 2 | TDR1206 | \$ Ea | |

| COIL SPRINGS | | | | |
|--------------|-----------------|---|-----------------|-------|
| | Up to Steel Bar | 1 | TDC734L | \$ Pr |
| | Bar & Winch | 1 | TDC734HL | \$ Pr |

| COIL SPRINGS | | | | |
|--------------|----------------------------|---|------------------|-------|
| | 0-300kg load | 1 | TDC749HL | \$ Pr |
| | CONSTANT 300kg load | 1 | TDC749VHL | \$ Pr |

| STEERING DAMPERS - GQ PIN/PIN ONLY | | | | |
|------------------------------------|-----------------------|---|-------------------|-------|
| | Replacement damper | 1 | EXT5613 | \$ Ea |
| | Return-to-Center | 1 | SS5613-P/S | \$ Ea |
| | SV 9 Stage Adjustable | 1 | SV5613 | \$ Ea |
| STEERING DAMPERS - GU PIN/PIN ONLY | | | | |
| | Replacement damper | 1 | EXT5000 | \$ Ea |
| | Return-to-Center | 1 | SS5000-P/S | \$ Ea |
| | SV 9 Stage Adjustable | 1 | SV5000 | \$ Ea |

| PANHARD RODS | | | | |
|--------------|----------------|---|-----------------|-------|
| | Adjustable RHD | 1 | TDPR-004 | \$ Ea |
| | Adjustable LHD | 1 | TDPR-014 | \$ Ea |

| PANHARD RODS | | | | |
|--------------|------------|---|-----------------|-------|
| | Adjustable | 1 | TDPR-005 | \$ Ea |



NISSAN
PATROL
GQ/GU CAB CHASSIS (COIL/COIL)
1988-2016
EST. LIFT FRONT: 50MM | REAR: 50MM



| FRONT | | | | |
|-------------------------|-------------|-----|----------------|-------|
| CONTENT | DESCRIPTION | QTY | PART NO | RRP |
| OFFSET KING PINS | | | | |
| | 0.5 Degree | 1 | NAK-005 | \$ Ea |
| | 0.75 Degree | 1 | NAK-075 | \$ Ea |
| | 1.0 Degree | 1 | NAK-001 | \$ Ea |

| REAR | | | | |
|---|---|-----|-----------------|-------|
| CONTENT | DESCRIPTION | QTY | PART NO | RRP |
| AIR ASSIST - COIL INSERT AIR BAGS | | | | |
| | Coil Insert Bag Kit - 50mm Lift | 1 | TDAA-008 | \$ Kt |
| Note: Separate Air Assist components can be viewed on page 14. | | | | |
| AIR ASSIST - COIL INSERT WIRELESS AIR SYSTEM | | | | |
| | Wireless Air System Suits Coil Insert Airbags | 1 | TDAS-002 | \$ Kt |

| CASTOR CORRECTION | | | | |
|-------------------|----------|---|-------------------|-------|
| | 2 Degree | 1 | TDUK-054/2 | \$ Kt |

| FRONT INDIVIDUAL COMPONENTS | | | | |
|-----------------------------|---|---|---------------------|-------|
| | Front Radius Rod to Chassis | 1 | TDUK-041 | \$ Kt |
| | Front Radius Rod to Diff | 1 | TDUK-050 | \$ Kt |
| | Panhard Rod Bush Kit (TDPR-004, 005, 014) | 1 | TDUK-051 | \$ Kt |
| | 15mm Urethane Coil Springs spacer | 1 | TDUK-1734/15 | \$ Ea |
| | 30mm Urethane Coil Springs spacer | 1 | TDUK-1734/30 | \$ Ea |

| REAR INDIVIDUAL COMPONENTS | | | | |
|----------------------------|---|---|---------------------|-------|
| | Panhard Rod Bush Kit (TDPR-004, 005, 014) | 1 | TDUK-051 | \$ Kt |
| | Trailing Arm Bush Kit | 2 | TDUK-052 | \$ Kt |
| | 15mm Urethane Spring spacer | 1 | TDUK-1736/15 | \$ Ea |
| | 30mm Urethane Spring spacer | 1 | TDUK-1736/30 | \$ Ea |

| FRONT REPLACEMENT BUSHES (QTY PER SHOCK) | | | | |
|--|-----------------------|---|--------------|-------|
| | Fits Top & Bottom Pin | 4 | TW967 | \$ Ea |

| REAR REPLACEMENT BUSHES (QTY PER SHOCK) | | | | |
|---|-----------------|---|-----------------|-------|
| | Fits Top Eying | 1 | ADJ00191 | \$ Ea |
| | Fits Bottom Eye | 1 | 415024 | \$ Ea |



NISSAN

**PATROL
GU CAB CHASSIS
1997 - 2016**

(COIL/LEAF)

EST. LIFT FRONT: 50MM | REAR: 50MM



| FRONT | | | |
|--|------------------------------|---|----|
| FRONT SUSPENSION CHECK LIST | | | |
| You need to order the following items for the front end of your vehicle. | | | |
| | Shock Absorber | 2 | Ea |
| | Coil Springs | 1 | Pr |
| | Panhard Rod (Optional) | 1 | Ea |
| | Castor Correction (Optional) | 1 | Kt |
| | Steering Damper (Optional) | 1 | Ea |
| | Offset King Pins (Optional) | 1 | Ea |

| REAR | | | |
|---|----------------------------|---|----|
| REAR SUSPENSION CHECK LIST | | | |
| You need to order the following items for the rear end of your vehicle. | | | |
| | Shock Absorber | 2 | Ea |
| | Leaf Spring | 2 | Ea |
| | Urethane bush kit | 1 | Kt |
| | U-Bolt kit | 2 | Kt |
| | Greaseable Shackle kit | 1 | Kt |
| | Greaseable Pin kit | 1 | Kt |
| | Bellows Airbags (Optional) | 1 | Kt |

| CONTENT | DESCRIPTION | QTY | PART NO | RRP | |
|-----------------------------------|---|-----|--------------------|-------|--|
| FOAM CELL - SHOCK ABSORBER | | | | | |
| | 50mm Lift / 2" Lift | 2 | FC41047 | \$ Ea | |
| | 75mm Lift / 3" Lift | 2 | FC41047/3 | | |
| | 100mm Lift / 4" Lift | 2 | FC41047/4 | | |
| | 40MM ADJUSTABLE - SHOCK ABSORBER | | | | |
| | 50mm Lift / 2" Lift | 2 | BM401047 | \$ Ea | |
| | 75mm Lift / 3" Lift | 2 | BM401047/3 | | |
| | 45MM ADJUSTABLE - SHOCK ABSORBER | | | | |
| | 50mm Lift / 2" Lift | 2 | BMX1047/2 | \$ Ea | |
| | 75mm Lift / 3" Lift | 2 | BMX1047/3 | | |
| | 100mm Lift / 4" Lift | 2 | BMX1047/4/5 | | |
| | RALPH - SHOCK ABSORBER | | | | |
| | Up to 50mm Lift | 2 | TDR1047B | \$ Ea | |

| CONTENT | DESCRIPTION | QTY | PART NO | RRP | |
|-----------------------------------|---|-----|------------------|-------|--|
| FOAM CELL - SHOCK ABSORBER | | | | | |
| | 50mm Lift / 2" Lift | 2 | FC41404 | \$ Ea | |
| | 75mm Lift / 3" Lift | 2 | FC41404/3 | | |
| | 100mm Lift / 4" Lift | 2 | FC41404/4 | | |
| | 40MM ADJUSTABLE - SHOCK ABSORBER | | | | |
| | Up to 50mm Lift | 2 | BM401404 | \$ Ea | |
| | 45MM ADJUSTABLE - SHOCK ABSORBER | | | | |
| | 50mm Lift / 2" Lift | 2 | BMX1404/2 | \$ Ea | |
| | 75mm Lift / 3" Lift | 2 | BMX1404/3 | | |
| | 100mm Lift / 4" Lift | 2 | BMX1404/4 | | |
| | RALPH - SHOCK ABSORBER | | | | |
| | Up to 50mm Lift | 2 | TDR1404 | \$ Ea | |

| COIL SPRINGS | | | | |
|--------------|-----------------|---|-----------------|-------|
| | Up to Steel Bar | 1 | TDC734L | \$ Pr |
| | Bar & Winch | 1 | TDC734HL | \$ Pr |

| LEAF SPRINGS | | | | |
|--------------|---------------------------------|---|-----------------|-------|
| | 0-300kg load | 2 | BPN-010 | \$ Ea |
| | CONSTANT 300kg load | 2 | BPN-010H | \$ Ea |
| | CONSTANT 500kg load | 1 | FS39M-LH | \$ Ea |
| | | 1 | FS39M-RH | \$ Ea |
| | CONSTANT GVM - Mine Spec | 1 | FS38M-LH | \$ Ea |
| | | 1 | FS38M-RH | \$ Ea |

Note: 1 LEFT Hand and 1 RIGHT Hand side leaf spring pack should be ordered



NISSAN

**PATROL
GU CAB CHASSIS
1997 - 2016**

(COIL/LEAF)

EST. LIFT FRONT: 50MM | REAR: 50MM



| FRONT | | | | |
|---|-----------------------|-----|-------------------|-------|
| CONTENT | DESCRIPTION | QTY | PART NO | RRP |
| STEERING DAMPERS - GQ PIN/PIN ONLY | | | | |
| | Replacement damper | 1 | EXT5613 | \$ Ea |
| | return -to-Center | 1 | SS5613-P/S | \$ Ea |
| | SV 9 Stage Adjustable | 1 | SV5613 | \$ Ea |
| STEERING DAMPERS - GU PIN/PIN ONLY | | | | |
| | Replacement damper | 1 | EXT5000 | \$ Ea |
| | return -to-Center | 1 | SS5000-P/S | \$ Ea |
| | SV 9 Stage Adjustable | 1 | SV5000 | \$ Ea |

| REAR | | | | |
|---------|-------------|-----|---------|-----|
| CONTENT | DESCRIPTION | QTY | PART NO | RRP |

| PANHARD RODS | | | | |
|--------------|------------------------------|---|-----------------|-------|
| | Adjustable Panhard Rod - RHD | 1 | TDPR-004 | \$ Ea |
| | Adjustable Panhard Rod - LHD | 1 | TDPR-014 | \$ Ea |

| OFFSET KING PINS | | | | |
|------------------|-------------|---|----------------|-------|
| | 0.5 Degree | 1 | NAK-005 | \$ Ea |
| | 0.75 Degree | 1 | NAK-075 | \$ Ea |
| | 1.0 Degree | 1 | NAK-001 | \$ Ea |

| CASTOR CORRECTION | | | | |
|-------------------|----------|---|-------------------|-------|
| | 2 Degree | 1 | TDUK-054/2 | \$ Kt |
| | 3 Degree | 1 | TDUK-054/3 | \$ Kt |

| AIR ASSIST - BELLOWS AIR BAGS | | | | |
|-------------------------------|-----------------------------|---|-----------------|-------|
| | Bellows Bag kit - 50mm Lift | 1 | TDAA-111 | \$ Kt |

Note: Separate Air Assist components can be viewed on page 14.

| AIR ASSIST - BELLOWS WIRELESS AIR SYSTEM | | | | |
|--|---|---|-----------------|-------|
| | Wireless Air System Suits Bellows Airbags | 1 | TDAS-001 | \$ Kt |

| FRONT INDIVIDUAL COMPONENTS | | | | |
|-----------------------------|---|---|---------------------|-------|
| | Front Radius Rod to Chassis | 1 | TDUK-041 | \$ Kt |
| | Front Radius Rod to Diff | 1 | TDUK-050 | \$ Kt |
| | Panhard Rod Bush Kit (TDPR-004, 005, 014) | 1 | TDUK-051 | \$ Kt |
| | 15mm Urethane Coil Springs spacer | 1 | TDUK-1734/15 | \$ Ea |
| | 30mm Urethane Coil Springs spacer | 1 | TDUK-1734/30 | \$ Ea |

| REAR INDIVIDUAL COMPONENTS | | | | |
|----------------------------|---------------------------|---|-----------------|-------|
| | Urethane Shackle Bush kit | 1 | TDUK-012 | \$ Kt |
| | U-Bolt kit | 2 | TDUB-023 | \$ Kt |
| | Greaseable Shackle kit | 1 | TDGS-357 | \$ Kt |
| | Greaseable Pin kit | 1 | TDGP-667 | \$ Kt |

| FRONT REPLACEMENT BUSHES (QTY PER SHOCK) | | | | |
|--|-----------------------|---|--------------|-------|
| | Fits Top & Bottom Pin | 4 | TW967 | \$ Ea |

| REAR REPLACEMENT BUSHES (QTY PER SHOCK) | | | | |
|---|-----------------|---|-----------------|-------|
| | Fits Top Eying | 1 | ADJ00191 | \$ Ea |
| | Fits Bottom Pin | 2 | TW959 | \$ Ea |

ALL PRICES EXCLUDE FREIGHT. INCLUDE ONLY PERMANENT ACCESSORIES & WEIGHTS WHEN SELECTING SPRINGS. TOWING WEIGHT IS NOT INCLUDED



NISSAN

PATROL

Y62 - WITHOUT HYDRAULIC BODY MOTION CONTROL
2013 ON

EST. LIFT FRONT: 40MM | REAR: 40MM



| FRONT | | | | |
|--|----------------------|---|----|--|
| FRONT SUSPENSION CHECK LIST | | | | |
| You need to order the following items for the front end of your vehicle. | | | | |
| | Assembled struts | 2 | Ea | |
| | OR | | | |
| | Struts | 2 | Ea | |
| | Coil Springs | 1 | Pr | |
| | Strut Top (Optional) | 2 | Ea | |

| REAR | | | | |
|---|--------------------------------|---|----|--|
| REAR SUSPENSION CHECK LIST | | | | |
| You need to order the following items for the rear end of your vehicle. | | | | |
| | Shock Absorber | 2 | Ea | |
| | Coil Springs | 1 | Pr | |
| | Coil Insert Airbags (Optional) | 1 | Kt | |

| CONTENT | DESCRIPTION | QTY | PART NO | RRP | |
|---|---|-------------------|-------------------|-------|--|
| ASSEMBLED STRUTS - FOAM CELL | | | | | |
| Assembled Struts are made up of: 1 x Strut, 1 x Coil, 1 x Strut top | | | | | |
| | Up to Steel Bar - 40mm Lift | 2 | NIS-062/02 | \$ Ea | |
| | With Steel Bar & Winch - 40mm Lift | 2 | NIS-062/03 | \$ Ea | |
| | ASSEMBLED STRUTS - 40MM ADJUSTABLE | | | | |
| | Assembled Struts are made up of: 1 x Strut, 1 x Coil, 1 x Strut top | | | | |
| | Up to Steel Bar - 40mm Lift | 2 | NIS-062/07 | \$ Ea | |
| | With Steel Bar & Winch - 40mm Lift | 2 | NIS-062/08 | \$ Ea | |
| ASSEMBLED STRUTS - 45MM ADJUSTABLE | | | | | |
| Assembled Struts are made up of: 1 x Strut, 1 x Coil, 1 x Strut top | | | | | |
| Up to Steel Bar - 40mm Lift | 2 | NIS-062/10 | \$ Ea | | |
| With Steel Bar & Winch - 40mm Lift | 2 | NIS-062/11 | \$ Ea | | |

| CONTENT | DESCRIPTION | QTY | PART NO | RRP | |
|---|---|------------------|-----------------|-------|--|
| FOAM CELL - SHOCK ABSORBER | | | | | |
| | Up to 40mm Lift | 2 | FC41220 | \$ Ea | |
| | 40MM ADJUSTABLE - SHOCK ABSORBER | | | | |
| | Up to 40mm Lift | 2 | BM401220 | \$ Ea | |
| 45MM ADJUSTABLE - SHOCK ABSORBER | | | | | |
| Up to 40mm Lift | 2 | BMX1220/2 | \$ Ea | | |

| STRUT - FOAM CELL | | | | | |
|---|---|------------------|-----------------|-------|--|
| | Up to 40mm Lift - Strut Only/ No Coil/ No Strut top | 2 | FC404750 | \$ Ea | |
| | STRUT - 40MM ADJUSTABLE | | | | |
| | Up to 40mm Lift - Strut Only/ No Coil/ No Strut top | 2 | BM404750 | \$ Ea | |
| | STRUT - 45MM ADJUSTABLE | | | | |
| Up to 40mm Lift - Strut Only/ No Coil/ No Strut top | 2 | BMX454750 | \$ Ea | | |
| BMX454750 (45mm Adjustable Strut) must only be used with either TDC791L or TDC791HL coil springs. | | | | | |



NISSAN


PATROL


Y62 - WITHOUT HYDRAULIC BODY MOTION CONTROL


2013 ON


EST. LIFT FRONT: 40MM | REAR: 40MM




| FRONT | | | | |
|--|---|-----|-----------------|-------|
| CONTENT | DESCRIPTION | QTY | PART NO | RRP |
| COIL SPRINGS | | | | |
|  | Up to Steel Bar - OE Height | 1 | TDC1092 | \$ Pr |
| | With Bar & Winch - OE Height | 1 | TDC1093 | \$ Pr |
| | Up to Steel Bar - 40mm Lift | 1 | TDC790L | \$ Pr |
| | With Bar & Winch - 40mm Lift | 1 | TDC790HL | \$ Pr |
| | Up to Steel Bar - 40mm Lift / BMX only | 1 | TDC791L | \$ Pr |
| | With Bar & Winch - 40mm Lift / BMX only | 1 | TDC791HL | \$ Pr |



| REAR | | | | |
|---|---------------------------------------|-----|-----------------|-------|
| CONTENT | DESCRIPTION | QTY | PART NO | RRP |
| COIL SPRINGS | | | | |
|  | 0-200kg load OE Height | 1 | TDC1094 | \$ Pr |
| | 0-120kg load | 1 | TDC795 | \$ Pr |
| | CONSTANT 120kg - 300kg load | 1 | TDC795L | \$ Pr |
| | CONSTANT 300kg load | 1 | TDC795HL | \$ Pr |

| AIR ASSIST - COIL INSERT AIR BAGS | | | | |
|---|----------------------------------|---|-----------------|-------|
|  | Coil Insert Bag Kit - OEM Height | 1 | TDAA-022 | \$ Kt |
| | Coil Insert Bag Kit - 40mm Lift | 1 | TDAA-023 | \$ Kt |
| Note: Separate Air Assist components can be viewed on page 14. | | | | |

| FRONT INDIVIDUAL COMPONENTS | | | | |
|--|-----------|---|----------------|-------|
|  | Strut Top | 2 | NIS-062 | \$ Ea |

| AIR ASSIST - COIL INSERT WIRELESS AIR SYSTEM | | | | |
|---|---|---|-----------------|-------|
|  | Wireless Air System Suits Coil Insert Airbags | 1 | TDAS-002 | \$ Kt |

| FRONT REPLACEMENT BUSHES (QTY PER SHOCK) | | | | |
|---|--------------------|---|-----------------|-------|
|  | Front Bottom Eying | 1 | 4WAY-002 | \$ Ea |

| REAR REPLACEMENT BUSHES (QTY PER SHOCK) | | | | |
|---|----------------------|---|-------------------|-------|
|  | Fits Top Pin - Upper | 1 | RETAINER-W | \$ Ea |
| | Fits Top Pin - Lower | 1 | RETAINER-X | \$ Ea |
|  | Fits Bottom Eying | 1 | ADJ27805 | \$ Ea |




NISSAN


PATROL


Y62 - WITH HYDRAULIC BODY MOTION CONTROL
2013 ON


EST. LIFT FRONT: 40MM | REAR: 40MM



| FRONT | | | | |
|--|---------------------------------|-----|-----------------|-------|
| CONTENT | DESCRIPTION | QTY | PART NO | RRP |
| COIL SPRINGS | | | | |
|  | Up to Steel Bar - OE Height | 1 | TDC1092 | \$ Pr |
| | With Bar & Winch - OE Height | 1 | TDC1093 | \$ Pr |
| | Up to Steel Bar - 40mm Lift | 1 | TDC790L | \$ Pr |
| | With Bar & Winch - 40mm Lift | 1 | TDC790HL | \$ Pr |

| REAR | | | | |
|---|---------------------------------------|-----|-----------------|-------|
| CONTENT | DESCRIPTION | QTY | PART NO | RRP |
| COIL SPRINGS | | | | |
|  | 0-200kg load OE Height | 1 | TDC1094 | \$ Pr |
| | 0-120kg load | 1 | TDC795 | \$ Pr |
| | CONSTANT 120kg - 300kg load | 1 | TDC795L | \$ Pr |
| | CONSTANT 300kg load | 1 | TDC795HL | \$ Pr |

| AIR ASSIST - COIL INSERT AIR BAGS | | | | |
|---|-------------------------------------|---|-----------------|-------|
|  | Coil Insert Bag Kit - OEM Height | 1 | TDAA-022 | \$ Kt |
| | Coil Insert Bag Kit - 40mm Lift | 1 | TDAA-023 | \$ Kt |
| Note: Separate Air Assist components can be viewed on page 14. | | | | |

| AIR ASSIST - COIL INSERT WIRELESS AIR SYSTEM | | | | |
|---|--|---|-----------------|-------|
|  | Wireless Air System Suits Coil Insert Airbags | 1 | TDAS-002 | \$ Kt |

INSTALLATION NOTE

Changing coil springs in vehicles fitted with HBMC requires the factory Nissan hydraulic suspension system to be reset.

Refer to Nissan or to a qualified specialist in regard to this service and cost.



NISSAN

TERRANO II

R20

09/1997-2000

EST. LIFT FRONT: 30MM | REAR: 30MM



| FRONT | | | | |
|--|----------------|---|----|--|
| FRONT SUSPENSION CHECK LIST | | | | |
| You need to order the following items for the front end of your vehicle. | | | | |
| | Shock Absorber | 2 | Ea | |
| | Torsion Bar | 1 | Pr | |

| REAR | | | | |
|---|----------------|---|----|--|
| REAR SUSPENSION CHECK LIST | | | | |
| You need to order the following items for the rear end of your vehicle. | | | | |
| | Shock Absorber | 2 | Ea | |
| | Coil Springs | 1 | Pr | |

| CONTENT | DESCRIPTION | QTY | PART NO | RRP |
|-------------------------------|----------------------------|-----|-----------------|-------|
| NITROGEN GAS - SHOCK ABSORBER | | | | |
| | Up to 30mm Lift | 2 | BD2057T | \$ Ea |
| | FOAM CELL - SHOCK ABSORBER | | | |
| | Up to 30mm Lift | 2 | FC42057B | \$ Ea |

| CONTENT | DESCRIPTION | QTY | PART NO | RRP | |
|----------------------------------|----------------------------|-----|-----------------|-------|--|
| NITROGEN GAS - SHOCK ABSORBER | | | | | |
| | Up to 30mm Lift | 2 | BD1388T | \$ Ea | |
| | FOAM CELL - SHOCK ABSORBER | | | | |
| | Up to 30mm Lift | 2 | FC41388 | \$ Ea | |
| 40MM ADJUSTABLE - SHOCK ABSORBER | | | | | |
| | Up to 30mm Lift | 2 | BM401388 | \$ Ea | |

| TORSION BARS | | | | |
|---|-------------|---|------------------|-------|
| | 26mm/1232mm | 1 | 4WTB-1458 | \$ Pr |
| Adjust Torsion Bars after fitting shocks - Ensure a minimum of 60mm droop is maintained. | | | | |

| COIL SPRINGS | | | | |
|--------------|----------------------------|---|----------------|-------|
| | 0-300kg load | 1 | TDC739 | \$ Pr |
| | CONSTANT 300kg load | 1 | TDC739H | \$ Pr |

| FRONT REPLACEMENT BUSHES (QTY PER SHOCK) | | | | |
|--|-------------------|---|---------------|-------|
| | Front Top Pin | 2 | TW959 | \$ Ea |
| | Fits Bottom Eying | 1 | 412772 | \$ Ea |

| REAR REPLACEMENT BUSHES (QTY PER SHOCK) | | | | |
|---|-------------------------|---|---------------|-------|
| | Fits Top & Bottom Eying | 2 | 404702 | \$ Ea |



RAM

1500
DS SERIES
2013 ON

EST. LIFT FRONT: 50MM | REAR: 50MM



| FRONT | | | | |
|--|----------------------|---|----|--|
| FRONT SUSPENSION CHECK LIST | | | | |
| You need to order the following items for the front end of your vehicle. | | | | |
| | Assembled struts | 2 | Ea | |
| | OR | | | |
| | Struts | 2 | Ea | |
| | Coil Springs | 1 | Pr | |
| | Strut Top (Optional) | 2 | Ea | |

| REAR | | | | |
|---|--------------------------------|---|----|--|
| REAR SUSPENSION CHECK LIST | | | | |
| You need to order the following items for the rear end of your vehicle. | | | | |
| | Shock Absorber | 2 | Ea | |
| | Coil Springs | 1 | Pr | |
| | Sway bar bracket | 1 | Ea | |
| | Panhard Rod (Optional) | 1 | Ea | |
| | Coil Insert Airbags (Optional) | 1 | Kt | |

| CONTENT | DESCRIPTION | QTY | PART NO | RRP |
|---|----------------------------------|-----|-------------------|-------|
| ASSEMBLED STRUTS - FOAM CELL | | | | |
| Assembled Struts are made up of: 1 x Strut, 1 x Coil, 1 x Strut top | | | | |
| | No Accessories - 50mm Lift | 1 | DOD-003-LH | \$ Ea |
| | | 1 | DOD-003-RH | |
| | Bar / Bar & Winch - 50mm Lift | 1 | DOD-004-LH | \$ Ea |
| | | 1 | DOD-004-RH | |
| ASSEMBLED STRUTS - 40MM ADJUSTABLE | | | | |
| Assembled Struts are made up of: 1 x Strut, 1 x Coil, 1 x Strut top | | | | |
| | No Accessories - 50mm Lift | 1 | DOD-001-LH | \$ Ea |
| | | 1 | DOD-001-RH | |
| | Bar / Bar & Winch - 50mm Lift | 1 | DOD-002-LH | \$ Ea |
| | | 1 | DOD-002-RH | |

| CONTENT | DESCRIPTION | QTY | PART NO | RRP |
|----------------------------|-----------------|-----|-----------------|-------|
| FOAM CELL - SHOCK ABSORBER | | | | |
| | Up to 50mm Lift | 2 | FC43033 | \$ Ea |
| | | | | |
| | Up to 50mm Lift | 2 | BM403033 | \$ Ea |

| STRUT - FOAM CELL | | | | |
|-------------------|---|---|-----------------|-------|
| | Up to 50mm Lift - Strut Only/ No Coil/ No Strut Top | 2 | FC404927 | \$ Ea |
| | | | | |
| | Up to 50mm Lift - Strut Only/ No Coil/ No Strut Top | 2 | BM404927 | \$ Ea |

| PANHARD RODS | | | | |
|--------------|------------|---|-----------------|-------|
| | Adjustable | 1 | TDPR-026 | \$ Ea |

| COIL SPRINGS | | | | |
|--------------|----------------------------|---|----------------|-------|
| | 0-300kg load | 1 | TDC1026 | \$ Pr |
| | CONSTANT 300kg load | 1 | TDC1027 | \$ Pr |
| | CONSTANT 500kg load | 1 | TDC1028 | \$ Pr |

| COIL SPRINGS | | | | |
|---|----------------------------------|---|----------------|-------|
| | No Accessories - 50mm Lift | 1 | TDC1024 | \$ Pr |
| | Bar & Bar & Winch - 50mm Lift | 1 | TDC1025 | \$ Pr |
| The RAM WARLOCK comes standard with a 25mm (1") Lift. Fitting a Tough Dog Suspension Lift kit to this vehicle will give an estimated 25mm (1") additional Lift, not the advertised 50mm | | | | |

| AIR ASSIST - COIL INSERT AIR BAGS | | | | |
|-----------------------------------|-------------------------------------|---|-----------------|-------|
| | Coil Insert Bag Kit - OEM Height | 1 | TDAA-024 | \$ Kt |
| | Coil Insert Bag Kit - 50mm Lift | 1 | TDAA-025 | \$ Kt |

Note: Separate Air Assist components can be viewed on page 14.

| AIR ASSIST - COIL INSERT WIRELESS AIR SYSTEM | | | | |
|--|--|---|-----------------|-------|
| | Wireless Air System Suits Coil Insert Airbags | 1 | TDAS-002 | \$ Kt |

| FRONT INDIVIDUAL COMPONENTS | | | | |
|-----------------------------|-----------|---|-----------------|-------|
| | Strut Top | 2 | DOD-4927 | \$ Ea |

| REAR INDIVIDUAL COMPONENTS | | | | |
|----------------------------|--|---|-----------------|-------|
| | Swaybar Relocation Bracket - Must be fitted | 1 | TDSP-021 | \$ Ea |

RAM 1500 - DS

'QUAD CAB' (EXPRESS) - 2017 ON
'CREW CAB' (EXPRESS, WARLOCK, LARAMIE) - 2017 ON

FROM
3450 KG*

TO
3889 KG*



WHAT YOU GET:

- **EXTRA PAYLOAD UP TO 439KG**
- **UPGRADED SUSPENSION**
- **IMPROVED HANDLING & LOAD CARRYING**

VEHICLE SPECIFICATIONS

| DESCRIPTION | ORIGINAL EQUIPMENT | TOUGH DOG |
|---------------------------|--------------------|---------------|
| FRONT AXLE RATING | 1769KG | 1769KG |
| REAR AXLE RATING | 1769KG | 2120KG |
| GROSS VEHICLE MASS (GVM) | 3450KG | 3889KG |
| TOWING CAPACITY (BRAKED) | 4500KG | 4500KG |
| GROSS COMBINED MASS (GCM) | 7237KG | 7237KG |

* Payload increase is based on model variant.



RAM

1500
DT SERIES - NON AIR SUSPENSION
2019 ON

EST. LIFT FRONT: 50MM | REAR: 50MM



| FRONT | | | | |
|--|----------------------|---|----|--|
| FRONT SUSPENSION CHECK LIST | | | | |
| You need to order the following items for the front end of your vehicle. | | | | |
| | Assembled struts | 2 | Ea | |
| | OR | | | |
| | Struts | 2 | Ea | |
| | Coil Springs | 1 | Pr | |
| | Strut Top (Optional) | 2 | Ea | |

| REAR | | | | |
|---|--------------------------------|---|----|--|
| REAR SUSPENSION CHECK LIST | | | | |
| You need to order the following items for the rear end of your vehicle. | | | | |
| | Shock Absorber | 2 | Ea | |
| | Coil Springs | 1 | Pr | |
| | Sway bar bracket | 1 | Ea | |
| | Panhard Rod (Optional) | 1 | Ea | |
| | Coil Insert Airbags (Optional) | 1 | Kt | |

| CONTENT | DESCRIPTION | QTY | PART NO | RRP |
|---|------------------------------|-----|----------------|-------|
| ASSEMBLED STRUTS - FOAM CELL | | | | |
| Assembled Struts are made up of: 1 x Strut, 1 x Coil, 1 x Strut top | | | | |
| | No Accessories - 50mm Lift | 1 | DOD-007 | \$ Ea |
| | With Bar & Winch - 50mm Lift | 1 | DOD-008 | \$ Ea |
| ASSEMBLED STRUTS - 40MM ADJUSTABLE | | | | |
| Assembled Struts are made up of: 1 x Strut, 1 x Coil, 1 x Strut top | | | | |
| | No Accessories - 50mm Lift | 1 | DOD-005 | \$ Ea |
| | With Bar & Winch - 50mm Lift | 1 | DOD-006 | \$ Ea |

| CONTENT | DESCRIPTION | QTY | PART NO | RRP |
|----------------------------|----------------------------------|-----|-----------------|-------|
| FOAM CELL - SHOCK ABSORBER | | | | |
| | Up to 50mm Lift | 2 | FC43042 | \$ Ea |
| | 40MM ADJUSTABLE - SHOCK ABSORBER | | | |
| | Up to 50mm Lift | 2 | BM403042 | \$ Ea |

| STRUT - FOAM CELL | | | | |
|-------------------|---|---|-----------------|-------|
| | Up to 50mm Lift - Strut Only/ No Coil/ No Strut top | 2 | FC404933 | \$ Ea |
| | STRUT - 40MM ADJUSTABLE | | | |
| | Up to 50mm Lift - Strut Only/ No Coil/ No Strut top | 2 | BM404933 | \$ Ea |

| PANHARD RODS | | | | |
|--------------|------------|---|-----------------|-------|
| | Adjustable | 1 | TDPR-026 | \$ Ea |

| COIL SPRINGS | | | | |
|--------------|----------------------------|---|----------------|-------|
| | 0-300kg load | 1 | TDC1052 | \$ Pr |
| | CONSTANT 300kg load | 1 | TDC1053 | \$ Pr |
| | CONSTANT 500kg load | 1 | TDC1054 | \$ Pr |

| COIL SPRINGS | | | | |
|--------------|------------------------------|---|----------------|-------|
| | No Accessories - 50mm Lift | 1 | TDC1050 | \$ Pr |
| | With Bar & Winch - 50mm Lift | 1 | TDC1051 | \$ Pr |

| AIR ASSIST - COIL INSERT AIR BAGS | | | | |
|-----------------------------------|----------------------------------|---|-----------------|-------|
| | Coil Insert Bag Kit - OEM Height | 1 | TDAA-027 | \$ Kt |
| | Coil Insert Bag Kit - 50mm lift | 1 | TDAA-028 | \$ Kt |

Note: Separate Air Assist components can be viewed on page 14.

| FRONT INDIVIDUAL COMPONENTS | | | | |
|-----------------------------|-----------|---|-----------------|-------|
| | Strut Top | 2 | DOD-4933 | \$ Ea |

| AIR ASSIST - COIL INSERT WIRELESS AIR SYSTEM | | | | |
|--|---|---|-----------------|-------|
| | Wireless Air System Suits Coil Insert Airbags | 1 | TDAS-002 | \$ Kt |

| REAR INDIVIDUAL COMPONENTS | | | | |
|----------------------------|---|---|-----------------|-------|
| | Swaybar Relocation bracket - Must be fitted | 1 | TDSP-026 | \$ Ea |

RAM 1500 - DT

DT SERIES (LARAMIE, BIG HORN) - NON AIR SUSPENSION - 2019 ON

FROM
3450 KG*

TO
4000 KG*



WHAT YOU GET:

- **EXTRA PAYLOAD UP TO 550KG**
- **UPGRADED SUSPENSION**
- **IMPROVED HANDLING & LOAD CARRYING**

VEHICLE SPECIFICATIONS

| DESCRIPTION | ORIGINAL EQUIPMENT | TOUGH DOG |
|---------------------------|--------------------|---------------|
| FRONT AXLE RATING | 1769KG | 1769KG |
| REAR AXLE RATING | 1860KG | 2231KG |
| GROSS VEHICLE MASS (GVM) | 3450KG | 4000KG |
| TOWING CAPACITY (BRAKED) | 4500KG | 4500KG |
| GROSS COMBINED MASS (GCM) | 7713KG | 7713KG |

• Payload increase is based on model variant.



RAM
2500 SERIES

2014 - 2019
EST. LIFT FRONT: 40MM | REAR: 40MM



| FRONT | | | |
|--|-----------------------------|---|----|
| FRONT SUSPENSION CHECK LIST | | | |
| You need to order the following items for the front end of your vehicle. | | | |
| | Shock Absorber | 2 | Ea |
| | Coil Springs | 1 | Pr |
| | Swaybar Link | 1 | Ea |
| | Steering Dampers (Optional) | 1 | Ea |

| REAR | | | |
|---|----------------------------|---|----|
| REAR SUSPENSION CHECK LIST | | | |
| You need to order the following items for the rear end of your vehicle. | | | |
| | Shock Absorber | 2 | Ea |
| | Coil Springs | 1 | Pr |
| | Swaybar Link | 1 | Ea |
| | Bellows Airbags (Optional) | 1 | Kt |

Note: The development of this kit was completed on a ASV converted vehicle.
Part number BMX3506 must be used to limit suspension droop, due to the steering pitman arm contacting the sway-bar link.
Do not use part number BMX3509 if steering box/pitman arm is mounted on the R/H Side chassis rail.

| CONTENT | DESCRIPTION | QTY | PART NO | RRP |
|---|-----------------|-----|----------------|-------|
| 45MM ADJUSTABLE - SHOCK ABSORBER | | | | |
| | Up to 40mm Lift | 2 | BMX3506 | \$ Ea |
| Front lower shock mount is only partially welded from factory. It is required that a full weld around the entire mount is completed to avoid failure. | | | | |

| CONTENT | DESCRIPTION | QTY | PART NO | RRP |
|----------------------------------|-----------------|-----|----------------|-------|
| 45MM ADJUSTABLE - SHOCK ABSORBER | | | | |
| | Up to 40mm Lift | 2 | BMX3504 | \$ Ea |

| COIL SPRINGS | | | | |
|--------------|-----------|---|----------------|-------|
| | 40mm Lift | 1 | TDC1032 | \$ Pr |

| COIL SPRINGS | | | | |
|--------------|----------------------------|---|----------------|-------|
| | 0-400kg load | 1 | TDC1033 | \$ Pr |
| | CONSTANT 400kg load | 1 | TDC1034 | \$ Pr |

| STEERING DAMPERS | | | | |
|------------------|-----------------------|---|-------------------|-------|
| | Return-to-Center | 1 | SS5930-P/S | \$ Ea |
| | SV 9 Stage Adjustable | 1 | SV5930 | \$ Ea |

| AIR ASSIST - BELLOWS AIR BAGS | | | | |
|---|------------------------------|---|-----------------|-------|
| | Bellows Bag kit - OEM Height | 1 | TDAA-127 | \$ Kt |
| | Bellows Bag kit - 50mm Lift | 1 | TDAA-128 | \$ Kt |
| Note: Separate Air Assist components can be viewed on page 14. | | | | |

| AIR ASSIST - BELLOWS WIRELESS AIR SYSTEM | | | | |
|--|---|---|-----------------|-------|
| | Wireless Air System Suits Bellows Airbags | 1 | TDAS-001 | \$ Kt |

| FRONT INDIVIDUAL COMPONENTS | | | | |
|-----------------------------------|---------------|---|-----------------|-------|
| | Swaybar Links | 1 | TDSP-024 | \$ Ea |
| Required for all Lifted vehicles. | | | | |

| REAR INDIVIDUAL COMPONENTS | | | | |
|-----------------------------------|---------------|---|-----------------|-------|
| | Swaybar Links | 1 | TDSP-022 | \$ Ea |
| Required for all Lifted vehicles. | | | | |



RAM
2500 SERIES
DJ II
2020 ON
EST. LIFT FRONT: 40MM | REAR: 40MM



| FRONT | | | | |
|---|-----------------------------|---|----|--|
| FRONT SUSPENSION CHECK LIST | | | | |
| You need to order the following items for the front end of your vehicle. | | | | |
| | Shock Absorber | 2 | Ea | |
| | Coil Springs | 1 | Pr | |
| | Steering Dampers (Optional) | 1 | Ea | |
| <p>Note: The development of this kit was completed on a ASV converted vehicle. Part number BMX3509 must be used if steering box is mounted on the LH chassis rail only.</p> | | | | |

| REAR | | | | |
|---|----------------------------|---|----|--|
| REAR SUSPENSION CHECK LIST | | | | |
| You need to order the following items for the rear end of your vehicle. | | | | |
| | Shock Absorber | 2 | Ea | |
| | Coil Springs | 1 | Pr | |
| | Swaybar Link | 1 | Ea | |
| | Bellows Airbags (Optional) | 1 | Kt | |

| CONTENT | DESCRIPTION | QTY | PART NO | RRP |
|---|-----------------|-----|----------------|-------|
| 45MM ADJUSTABLE - SHOCK ABSORBER | | | | |
| | Up to 40mm Lift | 2 | BMX3509 | \$ Ea |
| Front lower shock mount is only partially welded from factory. It is required that a full weld around the entire mount is completed to avoid failure. | | | | |

| CONTENT | DESCRIPTION | QTY | PART NO | RRP |
|----------------------------------|-----------------|-----|----------------|-------|
| 45MM ADJUSTABLE - SHOCK ABSORBER | | | | |
| | Up to 40mm Lift | 2 | BMX3510 | \$ Ea |

| COIL SPRINGS | | | | |
|--------------|-----------|---|----------------|-------|
| | 40mm Lift | 1 | TDC1032 | \$ Pr |

| COIL SPRINGS | | | | |
|--------------|----------------------------|---|----------------|-------|
| | 0-400kg load | 1 | TDC1033 | \$ Pr |
| | CONSTANT 400kg load | 1 | TDC1034 | \$ Pr |

| STEERING DAMPERS | | | | |
|------------------|-----------------------|---|-------------------|-------|
| | Return-to-Center | 1 | SS5930-P/S | \$ Ea |
| | SV 9 Stage Adjustable | 1 | SV5930 | \$ Ea |

| AIR ASSIST - BELLOWS AIR BAGS | | | | |
|---|------------------------------|---|-----------------|-------|
| | Bellows Bag kit - OEM Height | 1 | TDAA-127 | \$ Kt |
| | Bellows Bag kit - 50mm Lift | 1 | TDAA-128 | \$ Kt |
| Note: Separate Air Assist components can be viewed on page 14. | | | | |

| AIR ASSIST - BELLOWS WIRELESS AIR SYSTEM | | | | |
|--|---|---|-----------------|-------|
| | Wireless Air System Suits Bellows Airbags | 1 | TDAS-001 | \$ Kt |

| REAR INDIVIDUAL COMPONENTS | | | | |
|-----------------------------------|---------------|---|-----------------|-------|
| | Swaybar Links | 1 | TDSP-029 | \$ Ea |
| Required for all Lifted vehicles. | | | | |



SSANGYONG

MUSSO (INC SPORT UTE)

08/1996-2007

EST. LIFT FRONT: 35MM | REAR: 35MM



| FRONT | | | | |
|--|----------------|---|----|--|
| FRONT SUSPENSION CHECK LIST | | | | |
| You need to order the following items for the front end of your vehicle. | | | | |
| | Shock Absorber | 2 | Ea | |
| | Torsion Bar | 1 | Pr | |

| REAR | | | | |
|---|----------------|---|----|--|
| REAR SUSPENSION CHECK LIST | | | | |
| You need to order the following items for the rear end of your vehicle. | | | | |
| | Shock Absorber | 2 | Ea | |
| | Coil Springs | 1 | Pr | |

| CONTENT | DESCRIPTION | QTY | PART NO | RRP |
|-------------------------------|-----------------|-----|----------------|-------|
| NITROGEN GAS - SHOCK ABSORBER | | | | |
| | Up to 35mm Lift | 2 | BD2057T | \$ Ea |

| CONTENT | DESCRIPTION | QTY | PART NO | RRP | |
|-------------------------------|----------------------------------|-----------------|-----------------|-------|--|
| NITROGEN GAS - SHOCK ABSORBER | | | | | |
| | OE Height | 2 | BD1104T | \$ Ea | |
| | Up to 35mm Lift | 2 | BD1105T | | |
| | 40MM ADJUSTABLE - SHOCK ABSORBER | | | | |
| | OE Height | 2 | BM401104 | \$ Ea | |
| Up to 35mm Lift | 2 | BM401105 | | | |

| TORSION BARS | | | | |
|---|---------------|---|------------------|-------|
| | 26mm / 1232mm | 1 | 4WTB-1800 | \$ Pr |
| Adjust Torsion Bars after fitting shocks - Ensure a minimum of 60mm droop is maintained. | | | | |

| COIL SPRINGS | | | | |
|--------------|----------------------------|---|----------------|-------|
| | 0-300kg load | 1 | TDC100 | \$ Pr |
| | CONSTANT 300kg load | 1 | TDC100H | \$ Pr |

| FRONT REPLACEMENT BUSHES (QTY PER SHOCK) | | | | |
|--|-------------------|---|---------------|-------|
| | Fits Top Pin | 2 | TW959 | \$ Ea |
| | Fits Bottom Eying | 1 | 412772 | \$ Ea |

| REAR REPLACEMENT BUSHES (QTY PER SHOCK) | | | | |
|---|-------------------|---|---------------|-------|
| | Fits Top Pin | 2 | TW959 | \$ Ea |
| | Fits Bottom Eying | 1 | 404702 | \$ Ea |

THIS PAGE IS INTENTIONALLY BLANK



SUZUKI

JIMNY
SN413 (JB33, 43, 48)
10/1998-2018

EST. LIFT FRONT: 40MM | REAR: 40MM | OPTIONAL FOR 40,60,80MM LIFT



| FRONT | | | | |
|--|----------------------------|---|----|--|
| FRONT SUSPENSION CHECK LIST | | | | |
| You need to order the following items for the front end of your vehicle. | | | | |
| | Shock Absorber | 2 | Ea | |
| | Coil Springs | 1 | Pr | |
| | Castor Correction | 1 | Kt | |
| | Panhard Rod | 1 | Ea | |
| | Steering Damper (Optional) | 1 | Ea | |

| REAR | | | | |
|---|----------------|---|----|--|
| REAR SUSPENSION CHECK LIST | | | | |
| You need to order the following items for the rear end of your vehicle. | | | | |
| | Shock Absorber | 2 | Ea | |
| | Coil Springs | 1 | Pr | |
| | Panhard Rod | 1 | Ea | |
| | Brake Hose Kit | 1 | Ea | |

| CONTENT | DESCRIPTION | QTY | PART NO | RRP |
|----------------------------|-----------------|-----|----------------|-------|
| FOAM CELL - SHOCK ABSORBER | | | | |
| | Up to 40mm Lift | 2 | FC31000 | \$ Ea |
| | 60 & 80mm Lift | 2 | FC31001 | \$ Ea |

| CONTENT | DESCRIPTION | QTY | PART NO | RRP |
|----------------------------|-----------------|-----|----------------|-------|
| FOAM CELL - SHOCK ABSORBER | | | | |
| | Up to 40mm Lift | 2 | FC31004 | \$ Ea |
| | 60 & 80mm Lift | 2 | FC31006 | \$ Ea |

| COIL SPRINGS - 10/1998-2005 1.3L | | | | |
|----------------------------------|------------------------------------|---|----------------|-------|
| | 40mm Lift | 1 | TDC836 | \$ Pr |
| | 60mm Lift | 1 | TDC838L | \$ Pr |
| | Up to Steel Bar - 80mm Lift | 1 | TDC824 | \$ Pr |
| | With Steel Bar & Winch - 80mm Lift | 1 | TDC824H | \$ Pr |

| COIL SPRINGS | | | | |
|--------------|----------------------------|---|----------------|-------|
| | 40mm Lift | 1 | TDC837 | \$ Pr |
| | 60mm Lift | 1 | TDC839L | \$ Pr |
| | 80mm Lift | 1 | TDC825 | \$ Pr |
| | 80mm Lift - Overseas model | 1 | TDC826 | \$ Pr |

| COIL SPRINGS - 2005 ON VVT 1.3L | | | | |
|---------------------------------|-----------|---|----------------|-------|
| | 40mm Lift | 1 | TDC838L | \$ Pr |
| | 60mm Lift | 1 | TDC824 | \$ Pr |
| | 80mm Lift | 1 | TDC824H | \$ Pr |

| CASTOR CORRECTION | | | | |
|-------------------|--------------------------------|---|-----------------|-------|
| | 3 Degree - for 60 & 80mm Lifts | 1 | TDUK-063 | \$ Kt |

| PANHARD RODS | | | | |
|--------------|--------------------------------------|---|-----------------|-------|
| | RHD Adjustable - for 60 & 80mm Lifts | 1 | TDPR-009 | \$ Ea |
| | LHD Adjustable - for 60 & 80mm Lifts | 1 | TDPR-011 | \$ Ea |

| PANHARD RODS | | | | |
|--------------|----------------------------------|---|-----------------|-------|
| | Adjustable - for 60 & 80mm Lifts | 1 | TDPR-010 | \$ Ea |







SUZUKI




JIMNY
SN413 (JB33, 43, 48)
10/1998-2018



EST. LIFT FRONT: 40MM | REAR: 40MM | OPTIONAL FOR 40,60,80MM LIFT






| FRONT | | | | |
|--|-----------------------|-----|-------------------|-------|
| CONTENT | DESCRIPTION | QTY | PART NO | RRP |
| STEERING DAMPERS | | | | |
|  | Replacement Damper | 1 | SD5610 | \$ Ea |
|  | Return-to-Center | 1 | SS5610-M/S | \$ Ea |
|  | SV 9 Stage Adjustable | 1 | SV5610 | \$ Ea |
| Note: Includes mounting brackets. | | | | |

| REAR | | | | |
|---|--------------------------------------|-----|-----------------|-------|
| CONTENT | DESCRIPTION | QTY | PART NO | RRP |
| BRAKE HOSE KITS | | | | |
|  | Rubber - Rear Hose 60 & 80mm Lift | 1 | TDBH-199 | \$ Ea |

| FRONT INDIVIDUAL COMPONENTS | | | | |
|---|--|---|-----------------|-------|
|  | Radius Rod Bushes | 1 | TDUK-039 | \$ Kt |
|  | Panhard Rod Bush Kit - TDPR-009, 010, 011 | 1 | TDUK-030 | \$ Kt |
|  | ABS Relocation | 1 | TDSK-022 | \$ Ea |
| Note: Must be fitted to all Kits. | | | | |

| REAR INDIVIDUAL COMPONENTS | | | | |
|---|--|---|-----------------|-------|
|  | Trailing Arm Bushes | 1 | TDUK-039 | \$ Kt |
|  | Panhard Rod Bush Kit - TDPR-009, 010, 011 | 1 | TDUK-030 | \$ Kt |

| FRONT REPLACEMENT BUSHES (QTY PER SHOCK) | | | | |
|---|-------------------|---|---------------|-------|
|  | Fits Top Pin | 2 | 402267 | \$ Ea |
|  | Fits Bottom Eying | 1 | 412773 | \$ Ea |

| REAR REPLACEMENT BUSHES (QTY PER SHOCK) | | | | |
|--|----------------|---|---------------|-------|
|  | Fits Top Eying | 1 | 412773 | \$ Ea |



SUZUKI

JIMNY
JB74 - 3 DOOR
2019 ON

EST. LIFT FRONT: 40MM | REAR: 40MM



| FRONT | | | |
|--|------------------------------|----|----|
| FRONT SUSPENSION CHECK LIST | | | |
| You need to order the following items for the front end of your vehicle. | | | |
| | Shock Absorber | 2 | Ea |
| | Coil Springs | 1 | Pr |
| | ABS relocation & Vacuum hose | 1 | Ea |
| | Crossmember drop kit | 1 | Ea |
| | Steering Damper (Optional) | 1 | Ea |
| Castor Correction (Optional) | 1 | Ea | |

| REAR | | | |
|---|----------------|---|----|
| REAR SUSPENSION CHECK LIST | | | |
| You need to order the following items for the rear end of your vehicle. | | | |
| | Shock Absorber | 2 | Ea |
| | Coil Springs | 1 | Pr |
| | Brake Hose | 1 | Ea |

| CONTENT | DESCRIPTION | QTY | PART NO | RRP |
|----------------------------|-----------------|-----|----------------|-------|
| FOAM CELL - SHOCK ABSORBER | | | | |
| | Up to 40mm Lift | 2 | FC31000 | \$ Ea |

| CONTENT | DESCRIPTION | QTY | PART NO | RRP |
|----------------------------|-----------------|-----|----------------|-------|
| FOAM CELL - SHOCK ABSORBER | | | | |
| | Up to 40mm Lift | 2 | FC31002 | \$ Ea |

| COIL SPRINGS | | | | |
|---|-----------|---|----------------|-------|
| | 40mm Lift | 1 | TDC1000 | \$ Pr |
| Note: Fit TDUK-084 if vehicle has a Bar & Winch - all heights. | | | | |

| COIL SPRINGS | | | | |
|--------------|-----------|---|----------------|-------|
| | 40mm Lift | 1 | TDC1003 | \$ Pr |

| CASTOR CORRECTION | | | | |
|-------------------|----------|---|-----------------|-------|
| | 3 Degree | 1 | TDUK-063 | \$ Kt |

| BRAKE HOSE KITS | | | | |
|--|--|---|-----------------|-------|
| | 1x Rubber Hose L/H Rear - 40mm Lift | 1 | TDBH-403 | \$ Ea |
| Note: Must be fitted to all Kits. | | | | |

| STEERING DAMPERS | | | | |
|--|-----------------------|---|-------------------|-------|
| | Replacement Damper | 1 | EXT5928 | \$ Ea |
| | Return-to-Center | 1 | SS5928-P/S | \$ Ea |
| | SV 9 Stage Adjustable | 1 | SV5928 | \$ Ea |
| Note: Includes mounting brackets. | | | | |









SUZUKI



JIMNY
JB74 - 3 DOOR
2019 ON

EST. LIFT FRONT: 40MM | REAR: 40MM



| FRONT | | | | |
|---|---------------------------------------|-----|-----------------|-------|
| CONTENT | DESCRIPTION | QTY | PART NO | RRP |
| FRONT INDIVIDUAL COMPONENTS | | | | |
|  | Radius Rod bushes - No Adjustment | 1 | TDUK-039 | \$ Kt |
|  | Coil Spacer - Fit with Bar & Winch | 1 | TDUK-084 | \$ Kt |
|  | ABS Relocation & Vacuum Hose | 1 | TDSP-016 | \$ Ea |
| Note: Must be fitted to all Kits. | | | | |
|  | Crossmember Drop Kit | 1 | TDSP-018 | \$ Ea |
| Note: Must be fitted to all Kits. | | | | |

| FRONT REPLACEMENT BUSHES (QTY PER SHOCK) | | | | |
|---|-------------------|---|---------------|-------|
|  | Fits Top Pin | 2 | 402267 | \$ Ea |
|  | Fits Bottom Eying | 1 | 412773 | \$ Ea |

| REAR | | | | |
|---|--------------------------------------|-----|-----------------|-------|
| CONTENT | DESCRIPTION | QTY | PART NO | RRP |
| REAR INDIVIDUAL COMPONENTS | | | | |
|  | Radius Rod Bushes - No Adjustment | 1 | TDUK-039 | \$ Kt |
|  | Headlight Module Bracket | 1 | TDSP-017 | \$ Ea |
| Note: Must be fitted to all Kits. | | | | |

FOR GVM UPGRADES, SEE PAGE 216

SUZUKI JB74 JIMNY

3 DOOR - 2019 ON



FROM
1435KG*

TO
1800KG*

WHAT YOU GET:

- **EXTRA PAYLOAD UP TO 365KG**
- **UPGRADED SUSPENSION**
- **IMPROVED HANDLING & LOAD CARRYING**

VEHICLE SPECIFICATIONS

| DESCRIPTION | ORIGINAL EQUIPMENT | TOUGH DOG |
|--------------------------|--------------------|---------------|
| FRONT AXLE RATING | 680KG | 800KG |
| REAR AXLE RATING | 800KG | 1100KG |
| GROSS VEHICLE MASS (GVM) | 1435KG | 1800KG |
| TOWING CAPACITY (BRAKED) | 1300KG | 1300KG |



THIS PAGE IS INTENTIONALLY BLANK



SUZUKI

JIMNY
JB74 - 3 DOOR
2019 ON

EST. LIFT FRONT: 60MM - 80MM | REAR: 60MM - 80MM



| FRONT | | | | |
|--|------------------------------|---|----|--|
| FRONT SUSPENSION CHECK LIST | | | | |
| You need to order the following items for the front end of your vehicle. | | | | |
| | Shock Absorber | 2 | Ea | |
| | Coil Springs | 1 | Pr | |
| | Castor Correction | 1 | Kt | |
| | Panhard Rod | 1 | Ea | |
| | ABS relocation & Vacuum hose | 1 | Ea | |
| | Crossmember drop kit | 1 | Ea | |
| | Steering Damper (Optional) | 1 | Ea | |

| REAR | | | | |
|---|--------------------------|---|----|--|
| REAR SUSPENSION CHECK LIST | | | | |
| You need to order the following items for the rear end of your vehicle. | | | | |
| | Shock Absorber | 2 | Ea | |
| | Coil Springs | 1 | Pr | |
| | Panhard Rod | 1 | Ea | |
| | Brake Hose Kit | 1 | Ea | |
| | Headlight module bracket | 1 | Ea | |

| CONTENT | DESCRIPTION | QTY | PART NO | RRP |
|----------------------------|----------------|-----|----------------|-------|
| FOAM CELL - SHOCK ABSORBER | | | | |
| | 60 & 80mm Lift | 2 | FC31001 | \$ Ea |

| CONTENT | DESCRIPTION | QTY | PART NO | RRP |
|----------------------------|----------------|-----|----------------|-------|
| FOAM CELL - SHOCK ABSORBER | | | | |
| | 60 & 80mm Lift | 2 | FC31003 | \$ Ea |

| COIL SPRINGS | | | | |
|--|-----------|---|----------------|-------|
| | 60mm Lift | 1 | TDC1001 | \$ Pr |
| | 80mm Lift | 1 | TDC1002 | \$ Pr |
| Note: Fit TDUK-084 if vehicle has a Bar & Winch - all heights. | | | | |

| COIL SPRINGS | | | | |
|--------------|-----------|---|----------------|-------|
| | 60mm Lift | 1 | TDC1004 | \$ Pr |
| | 80mm Lift | 1 | TDC1005 | \$ Pr |

| PANHARD RODS | | | | |
|--------------|---|---|-----------------|-------|
| | RHD Adjustable - for 60 & 80mm Lifts | 1 | TDPR-021 | \$ Ea |
| | LHD Adjustable - for 60 & 80mm Lifts | 1 | TDPR-023 | \$ Ea |

| PANHARD RODS | | | | |
|--------------|-------------------------------------|---|-----------------|-------|
| | Adjustable - for 60 & 80mm Lifts | 1 | TDPR-010 | \$ Ea |

| CASTOR CORRECTION | | | | |
|-----------------------------------|-----------------------------------|---|-----------------|-------|
| | 3 Degree - for 60 & 80mm Lifts | 1 | TDUK-063 | \$ Kt |
| Note: Must be fitted to all Kits. | | | | |

| BRAKE HOSE KITS | | | | |
|-----------------------------------|-------------------------------------|---|-----------------|-------|
| | 4x Rubber Hose - 60 & 80mm Lift | 1 | TDBH-401 | \$ Ea |
| | 4x Braided Hose - 60 & 80mm Lift | 1 | TDBH-402 | \$ Ea |
| Note: Must be fitted to all Kits. | | | | |

| STEERING DAMPERS | | | | |
|-----------------------------------|-----------------------|---|-------------------|-------|
| | Replacement Damper | 1 | EXT5928 | \$ Ea |
| | Return-to-Center | 1 | SS5928-P/S | \$ Ea |
| | SV 9 Stage Adjustable | 1 | SV5928 | \$ Ea |
| Note: Includes mounting brackets. | | | | |










SUZUKI




JIMNY
JB74 - 3 DOOR
2019 ON

EST. LIFT FRONT: 60MM - 80MM | REAR: 60MM - 80MM



| FRONT | | | | |
|---|--|-----|-----------------|-------|
| CONTENT | DESCRIPTION | QTY | PART NO | RRP |
| FRONT INDIVIDUAL COMPONENTS | | | | |
|  | Radius Rod Bushes - No Adjustment | 1 | TDUK-039 | \$ Kt |
|  | Panhard Rod Bush Kit - TDPR-021,023 | 1 | TDUK-031 | \$ Kt |
|  | Coil Spacer - Fit with Bar & Winch | 1 | TDUK-084 | \$ Kt |
|  | ABS Relocation & Vacuum Hose | 1 | TDSP-016 | \$ Ea |
| Note: Must be fitted to all Kits. | | | | |
|  | Crossmember drop kit | 1 | TDSP-018 | \$ Ea |
| Note: Must be fitted to all Kits. | | | | |

| FRONT REPLACEMENT BUSHES (QTY PER SHOCK) | | | | |
|---|-------------------|---|---------------|-------|
|  | Fits Top Pin | 2 | 402267 | \$ Ea |
|  | Fits Bottom Eying | 1 | 412773 | \$ Ea |

| REAR | | | | |
|---|--------------------------------------|-----|-----------------|-------|
| CONTENT | DESCRIPTION | QTY | PART NO | RRP |
| REAR INDIVIDUAL COMPONENTS | | | | |
|  | Radius Rod Bushes - No Adjustment | 1 | TDUK-039 | \$ Kt |
|  | Panhard Rod Bush Kit -TDPR-010 | 1 | TDUK-030 | \$ Kt |
|  | Headlight Module Bracket | 1 | TDSP-017 | \$ Ea |
| Note: Must be fitted to all Kits. | | | | |



SUZUKI

JIMNY XL
JB74 - 5 DOOR
09/2023 ON

EST. LIFT FRONT: 40MM | REAR: 40MM



| FRONT | | | | |
|--|------------------------------|----|----|--|
| FRONT SUSPENSION CHECK LIST | | | | |
| You need to order the following items for the front end of your vehicle. | | | | |
| | Shock Absorber | 2 | Ea | |
| | Coil Springs | 1 | Pr | |
| | ABS Relocation & Vacuum Hose | 1 | Ea | |
| | Castor Correction | 1 | Kt | |
| | Crossmember Drop Kit | 1 | Ea | |
| Steering Damper (Optional) | 1 | Ea | | |

| REAR | | | | |
|---|------------------|---|----|--|
| REAR SUSPENSION CHECK LIST | | | | |
| You need to order the following items for the rear end of your vehicle. | | | | |
| | Shock Absorber | 2 | Ea | |
| | Coil Springs | 1 | Pr | |
| | Rear Brake Hose | 1 | Kt | |
| | Bump Stop Spacer | 1 | Kt | |

| CONTENT | DESCRIPTION | QTY | PART NO | RRP |
|----------------------------|-----------------|-----|----------------|-------|
| FOAM CELL - SHOCK ABSORBER | | | | |
| | Up to 40mm Lift | 2 | FC31000 | \$ Ea |

| CONTENT | DESCRIPTION | QTY | PART NO | RRP |
|----------------------------|-----------------|-----|----------------|-------|
| FOAM CELL - SHOCK ABSORBER | | | | |
| | Up to 40mm Lift | 2 | FC31013 | \$ Ea |

| COIL SPRINGS | | | | |
|---|-----------|---|----------------|-------|
| | 40mm Lift | 1 | TDC1107 | \$ Pr |
| Note: Fit TDUK-084 if vehicle has a Bar & Winch - all heights. | | | | |

| COIL SPRINGS | | | | |
|--------------|-----------|---|----------------|-------|
| | 40mm Lift | 1 | TDC1108 | \$ Pr |

| CASTOR CORRECTION | | | | |
|--|----------|---|-----------------|-------|
| | 3 Degree | 1 | TDUK-063 | \$ Kt |
| Note: Must be fitted to all Kits. | | | | |

| BRAKE HOSE KITS | | | | |
|--|------------------------------|---|-----------------|-------|
| | Rubber Hose Rear - 40mm Lift | 1 | TDBH-404 | \$ Kt |
| Note: Must be fitted to all Kits. | | | | |

| STEERING DAMPERS | | | | |
|------------------|-----------------------|---|-------------------|-------|
| | Replacement Damper | 1 | EXT5928 | \$ Ea |
| | Return-to-Center | 1 | SS5928-P/S | \$ Ea |
| | SV 9 Stage Adjustable | 1 | SV5928 | \$ Ea |







SUZUKI




JIMNY XL
JB74 - 5 DOOR
09/2023 ON


EST. LIFT FRONT: 40MM | REAR: 40MM



| FRONT | | | | |
|---|---------------------------------------|-----|-----------------|-------|
| CONTENT | DESCRIPTION | QTY | PART NO | RRP |
| FRONT INDIVIDUAL COMPONENTS | | | | |
|  | Coil Spacer - Fit with Bar & Winch | 1 | TDUK-084 | \$ Kt |
|  | ABS Relocation & Vacuum Hose | 1 | TDSP-016 | \$ Ea |
| Note: Must be fitted to all Kits. | | | | |
|  | Crossmember Drop Kit | 1 | TDSP-018 | \$ Ea |
| Note: Must be fitted to all Kits. | | | | |

| REAR | | | | |
|---|----------------------|-----|-----------------|-------|
| CONTENT | DESCRIPTION | QTY | PART NO | RRP |
| REAR INDIVIDUAL COMPONENTS | | | | |
|  | Bump Stop Spacer Kit | 1 | TDSP-037 | \$ Kt |
| Note: Must be fitted to all Kits. | | | | |

| FRONT REPLACEMENT BUSHES (QTY PER SHOCK) | | | | |
|---|-------------------------------------|---|-----------------|-------|
|  | Fits Top Pin | 2 | 402267 | \$ Ea |
|  | Fits Bottom Eying | 1 | 412773 | \$ Ea |
|  | Radius Rod Bushes - Replaces OEM | 1 | TDUK-039 | \$ Kt |

| REAR REPLACEMENT BUSHES (QTY PER SHOCK) | | | | |
|---|-------------------------------------|---|-----------------|-------|
|  | Radius Rod Bushes - Replaces OEM | 1 | TDUK-039 | \$ Kt |



SUZUKI

JIMNY XL
JB74 - 5 DOOR
09/2023 ON

EST. LIFT FRONT: 60MM | REAR: 60MM



COMING SOON



SUZUKI

JIMNY XL
JB74 - 5 DOOR
09/2023 ON

EST. LIFT FRONT: 60MM | REAR: 60MM



COMING SOON



SUZUKI

LJ50, LJ80, LJ81 - 1974-81
 SIERRA SJ40 - 1981-87
 MARUTI MG410 (NARROW TRACK) - 1990-92
EST. LIFT FRONT: 50MM | REAR: 50MM



| FRONT | | | | |
|--|----------------------------|---|----|--|
| FRONT SUSPENSION CHECK LIST | | | | |
| You need to order the following items for the front end of your vehicle. | | | | |
| | Shock Absorber | 2 | Ea | |
| | Leaf Spring | 2 | Ea | |
| | Urethane Shackle bushes | 1 | Kt | |
| | U-Bolt kits | 2 | Kt | |
| | Greaseable Shackle kit | 1 | Kt | |
| | Steering Damper (Optional) | 1 | Ea | |

| REAR | | | | |
|---|-------------------------|---|----|--|
| REAR SUSPENSION CHECK LIST | | | | |
| You need to order the following items for the rear end of your vehicle. | | | | |
| | Shock Absorber | 2 | Ea | |
| | Leaf Spring | 2 | Ea | |
| | Urethane Shackle bushes | 1 | Kt | |
| | U-Bolt kits | 2 | Kt | |
| | Greaseable Shackle kit | 1 | Kt | |

| CONTENT | DESCRIPTION | QTY | PART NO | RRP |
|-------------------------------|-----------------|-----|---------|-------|
| NITROGEN GAS - SHOCK ABSORBER | | | | |
| | Up to 50mm Lift | 2 | BD1102T | \$ Ea |
| | | | | |
| | | | | |
| | | | | |

| CONTENT | DESCRIPTION | QTY | PART NO | RRP |
|-------------------------------|-------------------------|-----|---------|-------|
| NITROGEN GAS - SHOCK ABSORBER | | | | |
| | LJ80 & 80V - OEM height | 2 | BD1102T | \$ Ea |
| | LJ80 & 80V - 50mm Lift | 2 | BD1104T | |
| | OE height | 2 | BD1364T | |
| | 50mm Lift | 2 | BD1366T | |

| LEAF SPRINGS | | | | |
|--------------|-----------------------------|---|--------|-------|
| | Up to Steel Bar - 50mm Lift | 1 | T61-LH | \$ Ea |
| | | 1 | T61-RH | |

| LEAF SPRINGS | | | | |
|--------------|-----------|---|--------|-------|
| | 50mm Lift | 1 | T62-LH | \$ Ea |
| | | 1 | T62-RH | |

| STEERING DAMPERS | | | | |
|------------------|--------------------|---|------------|-------|
| | Replacement Damper | 1 | SD14030 | \$ Ea |
| | Return-to-Center | 1 | SS5611-M/S | \$ Ea |

| FRONT INDIVIDUAL COMPONENTS | | | | |
|-----------------------------|---------------------------|---|----------|-------|
| | Urethane Shackle Bush Kit | 1 | TDUK-013 | \$ Kt |
| | U-Bolt Kit | 2 | TDUB-041 | \$ Kt |
| | Greaseable Shackle Kit | 1 | TDGS-656 | \$ Kt |

| REAR INDIVIDUAL COMPONENTS | | | | |
|----------------------------|---------------------------|---|----------|-------|
| | Urethane Shackle Bush Kit | 1 | TDUK-013 | \$ Kt |
| | U-Bolt Kit | 2 | TDUB-041 | \$ Kt |
| | Greaseable Shackle Kit | 1 | TDGS-656 | \$ Kt |

| FRONT REPLACEMENT BUSHES (QTY PER SHOCK) | | | | |
|--|-------------------|---|--------|-------|
| | Fits Top Pin | 2 | TW959 | \$ Ea |
| | Fits Bottom Eying | 1 | 404702 | \$ Ea |

| REAR REPLACEMENT BUSHES (QTY PER SHOCK) | | | | |
|---|--|---|--------|-------|
| | Fits Top & Bottom Eying (For 1364, 1366) | 2 | 404702 | \$ Ea |
| | Fits Top Pin (For 1102, 1104) | 2 | TW959 | \$ Ea |
| | Fits Bottom Eying (For 1102, 1104) | 1 | 404702 | \$ Ea |



SUZUKI

SIERRA SJ50, SJ51, SJ70 - 1984-04/1996
MARUTI MG410 (WIDE TRACK) - 1992-2000

EST. LIFT FRONT: 50MM | REAR: 50MM



| FRONT | | | | |
|--|----------------------------|---|----|--|
| FRONT SUSPENSION CHECK LIST | | | | |
| You need to order the following items for the front end of your vehicle. | | | | |
| | Shock Absorber | 2 | Ea | |
| | Leaf Spring | 2 | Ea | |
| | Urethane Shackle bushes | 1 | Kt | |
| | U-Bolt kits | 2 | Kt | |
| | Greaseable Shackle kit | 1 | Kt | |
| | Steering Damper (Optional) | 1 | Ea | |

| REAR | | | | |
|---|-------------------------|---|----|--|
| REAR SUSPENSION CHECK LIST | | | | |
| You need to order the following items for the rear end of your vehicle. | | | | |
| | Shock Absorber | 2 | Ea | |
| | Leaf Spring | 2 | Ea | |
| | Urethane Shackle bushes | 1 | Kt | |
| | U-Bolt kits | 2 | Kt | |
| | Greaseable Shackle kit | 1 | Kt | |

| CONTENT | DESCRIPTION | QTY | PART NO | RRP |
|-------------------------------|-----------------|-----|----------------|-------|
| NITROGEN GAS - SHOCK ABSORBER | | | | |
| | Up to 50mm Lift | 2 | BD1102T | \$ Ea |

| CONTENT | DESCRIPTION | QTY | PART NO | RRP |
|-------------------------------|-------------|-----|----------------|-------|
| NITROGEN GAS - SHOCK ABSORBER | | | | |
| | OE height | 2 | BD1364T | \$ Ea |
| | 50mm Lift | 2 | BD1366T | |

| LEAF SPRINGS | | | | |
|--------------|-----------------------------|---|---------------|-------|
| | Up to Steel bar - 50mm Lift | 1 | T61-LH | \$ Ea |
| | | 1 | T61-RH | |

| LEAF SPRINGS | | | | |
|--------------|-----------|---|---------------|-------|
| | 50mm Lift | 1 | T62-LH | \$ Ea |
| | | 1 | T62-RH | |

| STEERING DAMPERS | | | | |
|------------------|--------------------|---|-------------------|-------|
| | Replacement Damper | 1 | SD14030 | \$ Ea |
| | Return-to-Center | 1 | SS5611-M/S | \$ Ea |

| FRONT INDIVIDUAL COMPONENTS | | | | |
|-----------------------------|---------------------------|---|-----------------|-------|
| | Urethane Shackle Bush kit | 1 | TDUK-013 | \$ Kt |
| | U-Bolt Kit - P/S | 1 | TDUB-014 | \$ Kt |
| | U-Bolt Kit - D/S | 1 | TDUB-013 | \$ Kt |
| | Greaseable Shackle kit | 1 | TDGS-656 | \$ Kt |

| REAR INDIVIDUAL COMPONENTS | | | | |
|----------------------------|---------------------------|---|-----------------|-------|
| | Urethane Shackle Bush kit | 1 | TDUK-013 | \$ Kt |
| | U-Bolt Kit | 2 | TDUB-014 | \$ Kt |
| | Greaseable Shackle kit | 1 | TDGS-656 | \$ Kt |

| FRONT REPLACEMENT BUSHES (QTY PER SHOCK) | | | | |
|--|-------------------|---|---------------|-------|
| | Fits Top Pin | 2 | TW959 | \$ Ea |
| | Fits Bottom Eying | 1 | 404702 | \$ Ea |

| REAR REPLACEMENT BUSHES (QTY PER SHOCK) | | | | |
|---|--|---|---------------|-------|
| | Fits Top & Bottom Eying (For 1364, 1366) | 2 | 404702 | \$ Ea |



SUZUKI

VITARA
INC GRAND VITARA & XL7
07/1988-2006

EST. LIFT FRONT: 30MM | REAR: 30MM



| FRONT | | | | |
|--|----------------------------|---|----|--|
| FRONT SUSPENSION CHECK LIST | | | | |
| You need to order the following items for the front end of your vehicle. | | | | |
| | Strut | 2 | Ea | |
| | Coil Springs | 1 | Pr | |
| | Steering Damper (Optional) | 1 | Ea | |

| REAR | | | | |
|---|------------------------|---|----|--|
| REAR SUSPENSION CHECK LIST | | | | |
| You need to order the following items for the rear end of your vehicle. | | | | |
| | Shock Absorber | 2 | Ea | |
| | Coil Springs | 1 | Pr | |
| | Panhard Rod (Optional) | 1 | Ea | |

| CONTENT | DESCRIPTION | QTY | PART NO | RRP |
|----------------------|--|-----|------------------|-------|
| NITROGEN GAS - STRUT | | | | |
| | OE Height - Shock only | 2 | BDS4613 | \$ Ea |
| | 30mm Lift - Shock Includes Camber Bolt | 2 | BDS4000LR | \$ Ea |

| CONTENT | DESCRIPTION | QTY | PART NO | RRP |
|-------------------------------|-----------------|-----|----------------|-------|
| NITROGEN GAS - SHOCK ABSORBER | | | | |
| | | | | |
| | Up to 30mm Lift | 2 | FC31005 | \$ Ea |

| COIL SPRINGS | | | | |
|--------------|---------------------------------|---|-----------------|-------|
| | 88-97 1.6L SWB | 1 | TDC814 | \$ Pr |
| | 91-97 1.6L LWB & 97-99 2.0L SWB | 1 | TDC816 | \$ Pr |
| | 95-03/98 2.0L V6 LWB | 1 | TDC818 | \$ Pr |
| | 98-05 1.6L SWB & 2.0L LWB | 1 | TDC834SL | \$ Pr |
| | 98-05 2.5L V6 LWB | 1 | TDC834 | \$ Pr |
| | 01-06 2.7L V6 XL7 LWB | 1 | TDC834H | \$ Pr |

| COIL SPRINGS | | | | |
|--------------|-------------------|---|-----------------|-------|
| | 88-03/98 SWB | 1 | TDC815 | \$ Pr |
| | 91-03/98 LWB | 1 | TDC817 | \$ Pr |
| | 04/98-07/05 SWB | 1 | TDC835SL | \$ Pr |
| | 04/98-07/05 LWB | 1 | TDC835 | \$ Pr |
| | 07/01-06 XL7 Only | 1 | TDC838 | \$ Pr |

| STEERING DAMPERS | | | | |
|------------------|-------------------------------------|---|-------------------|-------|
| | Return-to-Center Suits 07/1988-1998 | 1 | SS5614-M/S | \$ Ea |

| PANHARD ROD | | | | |
|-------------|------------------------------|---|-----------------|-------|
| | Adjustable Suits 1988 - 2006 | 1 | TDPR-024 | \$ Ea |

| REAR REPLACEMENT BUSHES (QTY PER SHOCK) | | | | |
|---|-------------------|---|---------------------|-------|
| | Fits Top Pin | 2 | TW959 | \$ Ea |
| | Fits Bottom Eying | 1 | 4W-SPF420-02 | \$ Ea |



TOYOTA
FORTUNER

2004-12/2015

EST. LIFT FRONT: 40MM | REAR: 40MM



| FRONT | | | | |
|--|----------------------|---|----|--|
| FRONT SUSPENSION CHECK LIST | | | | |
| You need to order the following items for the front end of your vehicle. | | | | |
| | Assembled struts | 2 | Ea | |
| | OR | | | |
| | Struts | 2 | Ea | |
| | Coil Springs | 1 | Pr | |
| | Strut Top (Optional) | 2 | Ea | |

| REAR | | | | |
|---|----------------|---|----|--|
| REAR SUSPENSION CHECK LIST | | | | |
| You need to order the following items for the rear end of your vehicle. | | | | |
| | Shock Absorber | 2 | Ea | |
| | Coil Springs | 1 | Pr | |

| CONTENT | DESCRIPTION | QTY | PART NO | RRP |
|---|------------------------|-----|---------------|-------|
| ASSEMBLED STRUTS - FOAM CELL | | | | |
| Assembled struts are made up of: 1 x Strut, 1 x Coil, 1 x Strut top | | | | |
| | Up to Steel Bar | 1 | TOY-026/03-LH | \$ Ea |
| | | 1 | TOY-026/03-RH | |
| | With Steel Bar & Winch | 1 | TOY-026/04-LH | \$ Ea |
| | | 1 | TOY-026/04-RH | |
| ASSEMBLED STRUTS - 40MM ADJUSTABLE | | | | |
| Assembled struts are made up of: 1 x Strut, 1 x Coil, 1 x Strut top | | | | |
| | Up to Steel Bar | 1 | TOY-026/01-LH | \$ Ea |
| | | 1 | TOY-026/01-RH | |
| | With Steel Bar & Winch | 1 | TOY-026/02-LH | \$ Ea |
| | | 1 | TOY-026/02-RH | |

| CONTENT | DESCRIPTION | QTY | PART NO | RRP |
|----------------------------|---|-----|----------|-------|
| FOAM CELL - SHOCK ABSORBER | | | | |
| | Up to 40mm Lift | 2 | FC41113 | \$ Ea |
| | 40MM ADJUSTABLE - SHOCK ABSORBER | | | |
| | Up to 40mm Lift | 2 | BM401113 | \$ Ea |

| STRUT - FOAM CELL | | | | |
|-------------------|---|---|----------|-------|
| | Up to 40mm Lift - Strut Only/ No Coil/ No Strut top | 2 | FC404600 | \$ Ea |
| | STRUT - 40MM ADJUSTABLE | | | |
| | Up to 40mm Lift - Strut Only/ No Coil/ No Strut top | 2 | BM404600 | \$ Ea |

| COIL SPRINGS | | | | |
|--------------|------------------------|---|---------|-------|
| | OE Height | 1 | TDC974S | \$ Pr |
| | Up to Steel Bar | 1 | TDC974 | \$ Pr |
| | With Steel Bar & Winch | 1 | TDC974H | \$ Pr |

| COIL SPRINGS | | | | |
|--------------|---------------------|---|----------|-------|
| | 0-300kg load | 1 | TDC912 | \$ Pr |
| | CONSTANT 300kg load | 1 | TDC912L | \$ Pr |
| | CONSTANT 500kg load | 1 | TDC912HL | \$ Pr |

| FRONT INDIVIDUAL COMPONENTS | | | | |
|-----------------------------|-----------|---|----------|-------|
| | Strut Top | 2 | TOY-1083 | \$ Ea |

| FRONT REPLACEMENT BUSHES (QTY PER SHOCK) | | | | |
|--|-------------------|---|------------|-------|
| | Fits Bottom Eying | 1 | ADJ300/40A | \$ Ea |

| REAR REPLACEMENT BUSHES (QTY PER SHOCK) | | | | |
|---|-------------------|---|----------|-------|
| | Fits Top Pin | 2 | TW959 | \$ Ea |
| | Fits Bottom Eying | 1 | ADJ00191 | \$ Ea |

ALL PRICES EXCLUDE FREIGHT. INCLUDE ONLY PERMANENT ACCESSORIES & WEIGHTS WHEN SELECTING SPRINGS. TOWING WEIGHT IS NOT INCLUDED



TOYOTA

**FORTUNER
GUN156
2015 ON**

EST. LIFT FRONT: 40MM | REAR: 40MM



| FRONT | | | |
|--|----------------------|----|----|
| FRONT SUSPENSION CHECK LIST | | | |
| You need to order the following items for the front end of your vehicle. | | | |
| | Assembled struts | 2 | Ea |
| | OR | | |
| | Struts | 2 | Ea |
| | Coil Springs | 1 | Pr |
| | Strut Top (Optional) | 2 | Ea |
| Upper Control Arms (Optional) | 1 | Pr | |

| REAR | | | |
|---|--------------------------------|---|----|
| REAR SUSPENSION CHECK LIST | | | |
| You need to order the following items for the rear end of your vehicle. | | | |
| | Shock Absorber | 2 | Ea |
| | Coil Springs | 1 | Pr |
| | Transmission Spacer Kit | 1 | Ea |
| | Panhard Rod (Optional) | 1 | Pr |
| | Coil Insert Airbags (Optional) | 1 | Kt |

| CONTENT | DESCRIPTION | QTY | PART NO | RRP |
|---|------------------|-----|---------------|-------|
| ASSEMBLED STRUTS - FOAM CELL | | | | |
| Assembled Struts are made up of: 1 x Strut, 1 x Coil, 1 x Strut top | | | | |
| | No Accessories | 1 | TOY-026/03-LH | \$ Ea |
| | | 1 | TOY-026/03-RH | |
| | With Steel Bar | 1 | TOY-027/06-LH | \$ Ea |
| | | 1 | TOY-027/06-RH | |
| | With Bar & Winch | 1 | TOY-027/07-LH | \$ Ea |
| | | 1 | TOY-027/07-RH | |
| ASSEMBLED STRUTS - 40MM ADJUSTABLE | | | | |
| Assembled Struts are made up of: 1 x Strut, 1 x Coil, 1 x Strut top | | | | |
| | No Accessories | 1 | TOY-026/01-LH | \$ Ea |
| | | 1 | TOY-026/01-RH | |
| | With Steel Bar | 1 | TOY-027/02-LH | \$ Ea |
| | | 1 | TOY-027/02-RH | |
| | With Bar & Winch | 1 | TOY-027/03-LH | \$ Ea |
| | | 1 | TOY-027/03-RH | |

| CONTENT | DESCRIPTION | QTY | PART NO | RRP |
|-----------------------------------|-----------------|-----|----------|-------|
| FOAM CELL - SHOCK ABSORBER | | | | |
| | Up to 40mm Lift | 2 | FC43016 | \$ Ea |
| | | | | |
| | Up to 40mm Lift | 2 | BM403016 | \$ Ea |

| STRUT - FOAM CELL | | | | |
|--------------------------|---|---|----------|-------|
| | Up to 40mm Lift - Strut Only/ No Coil/ No Strut top | 2 | FC404600 | \$ Ea |
| | STRUT - 40MM ADJUSTABLE | | | |
| | Up to 40mm Lift - Strut Only/ No Coil/ No Strut top | 2 | BM404600 | \$ Ea |

| COIL SPRINGS | | | | |
|---------------------|------------------------|---|---------|-------|
| | No Accessories | 1 | TDC974 | \$ Pr |
| | Up to Steel Bar | 1 | TDC983 | \$ Pr |
| | With Steel Bar & Winch | 1 | TDC974H | \$ Pr |

| COIL SPRINGS | | | | |
|---------------------|----------------------------|---|-----------|-------|
| | 0-300kg load | 1 | TDC913L | \$ Pr |
| | CONSTANT 300kg load | 1 | TDC913HL | \$ Pr |
| | CONSTANT 500kg load | 1 | TDC913VHL | \$ Pr |

| PANHARD ROD | | | | |
|--------------------|------------|---|----------|-------|
| | Adjustable | 1 | TDPR-020 | \$ Ea |

FITTING SHEET (LOCATED PAGE 320) MUST BE COMPLETED WHEN SUSPENSION FITTED. FAILURE TO COMPLY MAY AFFECT WARRANTY.



TOYOTA


FORTUNER


GUN156

2015 ON


EST. LIFT FRONT: 40MM | REAR: 40MM





| FRONT | | | | |
|--|--------------------|-----|-----------------|-------|
| CONTENT | DESCRIPTION | QTY | PART NO | RRP |
| UPPER CONTROL ARMS | | | | |
|  | Upper Control Arms | 1 | TDCA-002 | \$ Pr |
| <p>Fitment of Tough Dog Upper Control arms to vehicles that have Lifts fitted greater than 50mm may suffer from premature ball joint failure due to droop lengths. The use of strut spacers may also affect the performance and longevity of the UCA ball joint due to the limitations of the spherical bearing housing being breached or bound at full suspension droop. There will be no warranty either expressed or implied if the vehicle is used out of legal driving conditions that will include, but is not limited to, jumping of the vehicle.</p> | | | | |


| REAR | | | | |
|---|----------------------------------|-----|-----------------|-------|
| CONTENT | DESCRIPTION | QTY | PART NO | RRP |
| AIR ASSIST - COIL INSERT AIR BAGS | | | | |
|  | Coil Insert Bag Kit - OEM Height | 1 | TDAA-019 | \$ Kt |
| | Coil Insert Bag Kit - 35mm Lift | 1 | TDAA-003 | \$ Kt |
| <p>Note: Separate Air Assist components can be viewed on page 14.</p> | | | | |


| UPPER CONTROL ARMS - REPLACEMENT COMPONENTS | | | | |
|---|---|---|-----------------|-------|
| | Bush Kit to fit 1x UCA - for TDCA-002 | 1 | TDSK-001 | \$ Ea |
| | Ball Joint Kit to fit 1x UCA - for TDCA-002 | 1 | TDSK-002 | \$ Ea |

| AIR ASSIST - COIL INSERT WIRELESS AIR SYSTEM | | | | |
|---|---|---|-----------------|-------|
|  | Wireless Air System Suits Coil Insert Airbags | 1 | TDAS-002 | \$ Kt |

| FRONT INDIVIDUAL COMPONENTS | | | | |
|--|-----------|---|-----------------|-------|
|  | Strut Top | 2 | TOY-1083 | \$ Ea |

| REAR INDIVIDUAL COMPONENTS | | | | |
|---|-------------------------|---|-----------------|-------|
|  | Transmission Spacer Kit | 1 | TDSP-010 | \$ Ea |
| <p>Note: Must be fitted to all kits.</p> | | | | |

| FRONT REPLACEMENT BUSHES (QTY PER SHOCK) | | | | |
|---|-------------------|---|-------------------|-------|
|  | Fits Bottom Eying | 1 | ADJ300/40A | \$ Ea |

| REAR REPLACEMENT BUSHES (QTY PER SHOCK) | | | | |
|---|-------------------|---|---------------|-------|
|  | Fits Bottom Eying | 1 | 415024 | \$ Ea |



TOYOTA

4RUNNER
IFS/LEAF REAR
11/1985-1989

EST. LIFT FRONT: 50MM | REAR: 50MM



| FRONT | | | | |
|--|----------------------------|---|----|--|
| FRONT SUSPENSION CHECK LIST | | | | |
| You need to order the following items for the front end of your vehicle. | | | | |
| | Shock Absorber | 2 | Ea | |
| | Torsion Bar | 1 | Pr | |
| | Steering Damper (Optional) | 1 | Ea | |

| REAR | | | | |
|---|---------------------------|---|----|--|
| REAR SUSPENSION CHECK LIST | | | | |
| You need to order the following items for the rear end of your vehicle. | | | | |
| | Shock Absorber | 2 | Ea | |
| | Leaf Spring | 2 | Ea | |
| | Urethane Shackle bush kit | 1 | Kt | |
| | U-Bolt kits | 1 | Kt | |
| | Greaseable Shackle kit | 1 | Kt | |
| | Greaseable Pin kit | 1 | Kt | |

| CONTENT | DESCRIPTION | QTY | PART NO | RRP | |
|----------------------------|-----------------|-----|-----------------|-----|----|
| FOAM CELL - SHOCK ABSORBER | | | | | |
| | Up to 50mm Lift | 2 | FC41127B | \$ | Ea |
| | | | | | |

| CONTENT | DESCRIPTION | QTY | PART NO | RRP | |
|-------------------------------|----------------------------------|-----------------|----------------|-----|----|
| NITROGEN GAS - SHOCK ABSORBER | | | | | |
| | OE Height | 2 | BD1350T | \$ | Ea |
| | 50mm Lift | 2 | BD1377T | | |
| | FOAM CELL - SHOCK ABSORBER | | | | |
| | OE Height | 2 | FC41350 | \$ | Ea |
| | 50mm Lift | 2 | FC41377 | | |
| | 40MM ADJUSTABLE - SHOCK ABSORBER | | | | |
| OE Height | 2 | BM401350 | \$ | Ea | |
| 50mm Lift | 2 | BM401377 | | | |

| TORSION BAR | | | | | |
|---|---------------|---|------------------|----|----|
| | 26mm / 1064mm | 1 | 4WTB-1646 | \$ | Pr |
| Adjust Torsion Bars after fitting shocks - Ensure a minimum of 60mm droop is maintained. | | | | | |

| LEAF SPRINGS | | | | | |
|---|----------------------------|---|----------------|----|----|
| | 0-300kg load | 1 | T46C-LH | \$ | Ea |
| | 0-300kg load | 1 | T46C-RH | \$ | Ea |
| | CONSTANT 300kg load | 1 | T46L-LH | \$ | Ea |
| | CONSTANT 300kg load | 1 | T46L-RH | \$ | Ea |
| Note: 1 LEFT Hand and 1 RIGHT Hand side leaf spring pack should be ordered | | | | | |

| STEERING DAMPERS | | | | | |
|------------------|--------------------|---|-------------------|----|----|
| | Replacement Damper | 1 | EXT5510 | \$ | Ea |
| | Return-to-Center | 1 | SS5510-P/S | \$ | Ea |

| REAR INDIVIDUAL COMPONENTS | | | | | |
|----------------------------|---------------------------|---|-----------------|----|----|
| | Urethane Shackle Bush kit | 1 | TDUK-015 | \$ | Kt |
| | U-Bolt kit | 2 | TDUB-016 | \$ | Kt |
| | Greaseable Shackle kit | 1 | TDGS-386 | \$ | Kt |
| | Greaseable Pin kit | 1 | TDGP-385 | \$ | Kt |

| FRONT REPLACEMENT BUSHES (QTY PER SHOCK) | | | | | |
|--|--------------------|---|-----------------|----|----|
| | Fits Top Pin | 2 | TW959 | \$ | Ea |
| | Fits Bottom Eyeing | 1 | TW038-16 | \$ | Ea |

| REAR REPLACEMENT BUSHES (QTY PER SHOCK) | | | | | |
|---|----------------------------|---|-----------------|----|----|
| | Fits Top And Bottom Eyeing | 2 | ADJ00191 | \$ | Ea |



TOYOTA

4RUNNER
IFS/COIL REAR
1989-1996

EST. LIFT FRONT: 50MM | REAR: 50MM



| FRONT | | | |
|--|----------------------------|---|----|
| FRONT SUSPENSION CHECK LIST | | | |
| You need to order the following items for the front end of your vehicle. | | | |
| | Shock Absorber | 2 | Ea |
| | Torsion Bar | 1 | Pr |
| | Steering Damper (Optional) | 1 | Ea |

| REAR | | | |
|---|------------------------|---|----|
| REAR SUSPENSION CHECK LIST | | | |
| You need to order the following items for the rear end of your vehicle. | | | |
| | Shock Absorber | 2 | Ea |
| | Coil Springs | 1 | Pr |
| | Panhard Rod (Optional) | 1 | Ea |

| CONTENT | DESCRIPTION | QTY | PART NO | RRP |
|----------------------------|-----------------|-----|-----------------|-------|
| FOAM CELL - SHOCK ABSORBER | | | | |
| | Up to 50mm Lift | 2 | FC41127B | \$ Ea |
| | | | | |

| CONTENT | DESCRIPTION | QTY | PART NO | RRP | |
|----------------------------|----------------------------------|-----------------|-----------------|-------|--|
| FOAM CELL - SHOCK ABSORBER | | | | | |
| | OE Height | 2 | FC41108 | \$ Ea | |
| | 50mm Lift | 2 | FC41113 | | |
| | 40MM ADJUSTABLE - SHOCK ABSORBER | | | | |
| | OE Height | 2 | BM401108 | \$ Ea | |
| 50mm Lift | 2 | BM401113 | | | |

| TORSION BAR | | | | |
|---|---------------|---|------------------|-------|
| | 26mm / 1064mm | 1 | 4WTB-1646 | \$ Pr |
| Adjust Torsion Bars after fitting shocks - Ensure a minimum of 60mm droop is maintained. | | | | |

| COIL SPRINGS | | | | |
|--------------|----------------------------|---|----------------|-------|
| | OE Height | 1 | TDC946S | \$ Pr |
| | 0-300kg load | 1 | TDC946 | \$ Pr |
| | CONSTANT 300kg load | 1 | TDC946H | \$ Pr |

| STEERING DAMPERS | | | | |
|------------------|--------------------|---|-------------------|-------|
| | Replacement Damper | 1 | EXT5510 | \$ Ea |
| | Return-to-Center | 1 | SS5510-P/S | \$ Ea |

| PANHARD ROD | | | | |
|-------------|------------|---|-----------------|-------|
| | Adjustable | 1 | TDPR-008 | \$ Ea |

| FRONT REPLACEMENT BUSHES (QTY PER SHOCK) | | | | |
|--|-------------------|---|-----------------|-------|
| | Fits Top Pin | 2 | TW959 | \$ Ea |
| | Fits Bottom Eying | 1 | TW038-16 | \$ Ea |

| REAR REPLACEMENT BUSHES (QTY PER SHOCK) | | | | |
|---|-------------------|---|-----------------|-------|
| | Fits Top Pin | 2 | TW959 | \$ ea |
| | Fits Bottom Eying | 1 | ADJ00191 | \$ Ea |



TOYOTA

**HILUX
LEAF/LEAF
04/1979-1997**

EST. LIFT FRONT: 50MM | REAR: 50MM



| FRONT | | | | |
|--|----------------------------|---|----|--|
| FRONT SUSPENSION CHECK LIST | | | | |
| You need to order the following items for the front end of your vehicle. | | | | |
| | Shock Absorber | 2 | Ea | |
| | Leaf Springs | 2 | Ea | |
| | Leaf Springs Fitment Kit | 1 | Kt | |
| | Steering Damper (Optional) | 1 | Ea | |

| REAR | | | | |
|---|-------------------------|---|----|--|
| REAR SUSPENSION CHECK LIST | | | | |
| You need to order the following items for the rear end of your vehicle. | | | | |
| | Shock Absorber | 2 | Ea | |
| | Leaf Spring | 2 | Ea | |
| | Leaf Spring Fitment Kit | 1 | Kt | |
| | | | | |

| CONTENT | DESCRIPTION | QTY | PART NO | RRP | |
|--------------------------------------|---|-----------------|----------------|-------|--|
| NITROGEN GAS - SHOCK ABSORBER | | | | | |
| | OE Height | 2 | BD1134T | \$ Ea | |
| | 50mm Lift | 2 | BD1109T | | |
| | FOAM CELL - SHOCK ABSORBER | | | | |
| | OE Height | 2 | FC41134 | \$ Ea | |
| | 50mm Lift | 2 | FC41109 | | |
| | 40MM ADJUSTABLE - SHOCK ABSORBER | | | | |
| OE Height | 2 | BM401134 | \$ Ea | | |
| 50mm Lift | 2 | BM401109 | | | |

| CONTENT | DESCRIPTION | QTY | PART NO | RRP | |
|---|-----------------------------------|-----------------|----------------|-------|--|
| NITROGEN GAS - SHOCK ABSORBER | | | | | |
| | OE Height - 04/1979 - 1983 | 2 | BD1382T | \$ Ea | |
| | 50mm Lift - 04/1979 - 1983 | 2 | BD1388T | | |
| | OE Height - 11/1983 - 1997 | 2 | BD1350T | | |
| | 50mm Lift - 11/1983 - 1997 | 2 | BD1377T | | |
| | FOAM CELL - SHOCK ABSORBER | | | | |
| | OE Height - 04/1979 - 1983 | 2 | FC41382 | \$ Ea | |
| | 50mm Lift - 04/1979 - 1983 | 2 | FC41388 | | |
| | OE Height - 11/1983 - 1997 | 2 | FC41350 | | |
| 50mm Lift - 11/1983 - 1997 | 2 | FC41377 | | | |
| 40MM ADJUSTABLE - SHOCK ABSORBER | | | | | |
| OE Height - 04/1979 - 1983 | 2 | BM401382 | \$ Ea | | |
| 50mm Lift - 04/1979 - 1983 | 2 | BM401388 | | | |
| OE Height - 11/1983 - 1997 | 2 | BM401350 | | | |
| 50mm Lift - 11/1983 - 1997 | 2 | BM401377 | | | |

| LEAF SPRING | | | | |
|---|-------------------|---|---------------|-------|
| | Up to Steel bar | 1 | T75-LH | \$ Ea |
| | | 1 | T75-RH | \$ Ea |
| | Steel Bar & Winch | 1 | T78-LH | \$ Ea |
| | | 1 | T78-RH | \$ Ea |
| | | 1 | T78-RH | \$ Ea |
| Note: 1 LEFT Hand and 1 RIGHT Hand side leaf spring pack should be ordered | | | | |

| LEAF SPRINGS | | | | |
|---|----------------------------|---|-------------------|-------|
| | 0-300kg load | 1 | T46C-LH | \$ Ea |
| | 0-300kg load | 1 | T46C-RH | \$ Ea |
| | CONSTANT 300kg load | 1 | T46L-LH | \$ Ea |
| | CONSTANT 300kg load | 1 | T46L-RH | \$ Ea |
| | CONSTANT 500kg load | 2 | BP-002-XHD | \$ Ea |
| | | | | |
| Note: 1 LEFT Hand and 1 RIGHT Hand side leaf spring pack should be ordered | | | | |



TOYOTA

**HILUX
LEAF/LEAF
04/1979-1997**

EST. LIFT FRONT: 50MM | REAR: 50MM



| FRONT | | | | |
|--------------------------------|---------------------------|-----|----------|-------|
| CONTENT | DESCRIPTION | QTY | PART NO | RRP |
| LEAF SPRING FITMENT KIT | | | | |
| | Urethane Shackle Bush Kit | 1 | TDUK-014 | \$ Kt |
| | U-Bolt Kit | | TDUB-015 | |
| | U-Bolt Kit | | TDUB-016 | |
| | Greaseable Shackle Kit | | TDGS-384 | |
| | Greaseable Pin Kit | | TDGP-385 | |
| | Adjustable Diff Locator | | TDDL-001 | |

| REAR | | | | |
|--------------------------------|---------------------------|-----|----------|-------|
| CONTENT | DESCRIPTION | QTY | PART NO | RRP |
| LEAF SPRING FITMENT KIT | | | | |
| | Urethane Shackle Bush Kit | 1 | TDUK-015 | \$ Kt |
| | U-Bolt Kit | | TDUB-016 | |
| | Greaseable Shackle Kit | | TDGS-386 | |
| | Greaseable Pin Kit | | TDGP-385 | |
| | | | TDFK-022 | |

| STEERING DAMPERS | | | | |
|------------------|-----------------------|---|------------|-------|
| | Replacement Damper | 1 | EXT5500 | \$ Ea |
| | Return-to-Center | 1 | SS5500-M/S | \$ Ea |
| | Return-to-Center | 1 | SS5500-P/S | \$ Ea |
| | SV 9 Stage Adjustable | 1 | SV5500 | \$ Ea |

| FRONT INDIVIDUAL COMPONENTS | | | | |
|-----------------------------|-----------------------------|---|----------|-------|
| | Urethane Shackle Bush Kit | 1 | TDUK-014 | \$ Kt |
| | U-Bolt Kit - Driver Side | 1 | TDUB-015 | \$ Kt |
| | U-Bolt Kit - Passenger Side | 1 | TDUB-016 | \$ Kt |
| | Greaseable Shackle Kit | 1 | TDGS-384 | \$ Kt |
| | Greaseable Pin Kit | 1 | TDGP-385 | \$ Kt |
| | Adjustable Diff Locator | 1 | TDDL-001 | \$ Ea |
| Fits with all kits | | | | |

| REAR INDIVIDUAL COMPONENTS | | | | |
|----------------------------|---------------------------|---|----------|-------|
| | Urethane Shackle Bush Kit | 1 | TDUK-015 | \$ Kt |
| | U-Bolt Kit | 2 | TDUB-016 | \$ Kt |
| | Greaseable Shackle Kit | 1 | TDGS-386 | \$ Kt |
| | Greaseable Pin Kit | 1 | TDGP-385 | \$ Kt |

| FRONT REPLACEMENT BUSHES (QTY PER SHOCK) | | | | |
|--|-------------------|---|--------|-------|
| | Fits Top Pin | 2 | TW959 | \$ Ea |
| | Fits Bottom Eying | 1 | 412773 | \$ Ea |

| REAR REPLACEMENT BUSHES (QTY PER SHOCK) | | | | |
|---|--|---|----------|-------|
| | Fits Top And Bottom Eying - For #1350, #1377 | 2 | ADJ00191 | \$ Ea |
| | Fits Top And Bottom Eying - For #1382, #1388 | 2 | 404702 | \$ Ea |



TOYOTA

**HILUX
TORSION BAR FRONT
10/1988-1997**

EST. LIFT FRONT: 50MM | REAR: 50MM



| FRONT | | | | |
|--|----------------------------|---|----|--|
| FRONT SUSPENSION CHECK LIST | | | | |
| You need to order the following items for the front end of your vehicle. | | | | |
| | Shock Absorber | 2 | Ea | |
| | Torsion Bar | 1 | Pr | |
| | Steering Damper (Optional) | 1 | Ea | |

| REAR | | | | |
|---|-------------------------|---|----|--|
| REAR SUSPENSION CHECK LIST | | | | |
| You need to order the following items for the rear end of your vehicle. | | | | |
| | Shock Absorber | 2 | Ea | |
| | Leaf Spring | 2 | Ea | |
| | Leaf Spring Fitment Kit | 1 | Kt | |

| CONTENT | DESCRIPTION | QTY | PART NO | RRP |
|----------------------------|-------------|-----|-------------------|-------|
| FOAM CELL - SHOCK ABSORBER | | | | |
| | 50mm Lift | 2 | FC41127B | \$ Ea |
| | 100mm Lift | 2 | FC41127/4B | |

| CONTENT | DESCRIPTION | QTY | PART NO | RRP | |
|----------------------------------|----------------------------|-----------------|------------------|-------|--|
| NITROGEN GAS - SHOCK ABSORBER | | | | | |
| | OE Height | 2 | BD1350T | \$ Ea | |
| | 50mm Lift | 2 | BD1377T | | |
| | FOAM CELL - SHOCK ABSORBER | | | | |
| | OE Height | 2 | FC41350 | \$ Ea | |
| | 50mm Lift | 2 | FC41377 | | |
| | 100mm Lift | 2 | FC41377/4 | | |
| 40MM ADJUSTABLE - SHOCK ABSORBER | | | | | |
| OE Height | 2 | BM401350 | \$ Ea | | |
| 50mm Lift | 2 | BM401377 | | | |

| TORSION BAR | | | | |
|---|---------------|---|------------------|-------|
| | 26mm / 1064mm | 1 | 4WTB-1646 | \$ Pr |
| Adjust Torsion Bars after fitting shocks - Ensure a minimum of 60mm droop is maintained. | | | | |

| LEAF SPRINGS | | | | |
|--------------|----------------------------|---|-----------------|-------|
| | 0-300kg load | 2 | BP-007 | \$ Ea |
| | CONSTANT 300kg load | 2 | BP-007H | \$ Ea |
| | CONSTANT 500kg load | 2 | BP-007HH | \$ Ea |

| STEERING DAMPERS | | | | |
|------------------|--------------------|---|-------------------|-------|
| | Replacement Damper | 1 | EXT5510 | \$ Ea |
| | Return-to-Center | 1 | SS5510-P/S | \$ Ea |







TOYOTA





**HILUX
TORSION BAR FRONT
10/1988-1997**



EST. LIFT FRONT: 50MM | REAR: 50MM




| FRONT | | | | |
|---------|-------------|-----|---------|-----|
| CONTENT | DESCRIPTION | QTY | PART NO | RRP |

| REAR | | | | |
|---|---------------------------|-----|-----------------|------------|
| CONTENT | DESCRIPTION | QTY | PART NO | RRP |
| LEAF SPRING FITMENT KIT | | | | |
|  | Urethane Shackle Bush kit | 1 | TDFK-024 | TDUK-065 |
|  | U-Bolt kit | | | TDUB-016 |
|  | Greaseable Shackle kit | | | TDGS-386/1 |
|  | Greaseable Pin kit | | | TDGP-668 |
| | | | | \$ Kt |

| REAR INDIVIDUAL COMPONENTS | | | | |
|---|---------------------------|---|-------------------|-------|
|  | Urethane Shackle Bush kit | 1 | TDUK-065 | \$ Kt |
|  | U-Bolt kit | 2 | TDUB-016 | \$ Kt |
|  | Greaseable Shackle kit | 1 | TDGS-386/1 | \$ Kt |
|  | Greaseable Pin kit | 1 | TDGP-668 | \$ Kt |

| FRONT REPLACEMENT BUSHES (QTY PER SHOCK) | | | | |
|---|-------------------|---|-----------------|-------|
|  | Fits Top Pin | 2 | TW959 | \$ Ea |
|  | Fits Bottom Eying | 1 | TW038-16 | \$ Ea |

| REAR REPLACEMENT BUSHES (QTY PER SHOCK) | | | | |
|---|---------------------------|---|-----------------|-------|
|  | Fits Top and Bottom Eying | 2 | ADJ00191 | \$ Ea |



TOYOTA

**HILUX
TORSION BAR FRONT
10/1997-2005**

EST. LIFT FRONT: 50MM | REAR: 50MM



| FRONT | | | | |
|--|----------------------------|---|----|--|
| FRONT SUSPENSION CHECK LIST | | | | |
| You need to order the following items for the front end of your vehicle. | | | | |
| | Shock Absorber | 2 | Ea | |
| | Torsion Bar | 1 | Pr | |
| | Steering Damper (Optional) | 1 | Ea | |

| REAR | | | | |
|---|-------------------------|---|----|--|
| REAR SUSPENSION CHECK LIST | | | | |
| You need to order the following items for the rear end of your vehicle. | | | | |
| | Shock Absorber | 2 | Ea | |
| | Leaf Spring | 2 | Ea | |
| | Leaf Spring Fitment Kit | 1 | Kt | |

| CONTENT | DESCRIPTION | QTY | PART NO | RRP |
|----------------------------|-------------|-----|-------------------|-------|
| FOAM CELL - SHOCK ABSORBER | | | | |
| | 50mm Lift | 2 | FC41127B | \$ Ea |
| | 100mm Lift | 2 | FC41127B/4 | |

| CONTENT | DESCRIPTION | QTY | PART NO | RRP | |
|----------------------------------|----------------------------|------------------|----------------|-------|--|
| NITROGEN GAS - SHOCK ABSORBER | | | | | |
| | OE Height - RHS | 1 | BD1350T | \$ Ea | |
| | OE Height - LHS | 1 | BD1377T | | |
| | 50mm Lift | 2 | BD1377T | | |
| | FOAM CELL - SHOCK ABSORBER | | | | |
| | OE Height - RHS | 1 | FC41350 | \$ Ea | |
| | OE Height - LHS | 1 | FC41377 | | |
| 50mm Lift | 2 | FC41377 | | | |
| 100mm Lift | 2 | FC41377/4 | | | |
| 40MM ADJUSTABLE - SHOCK ABSORBER | | | | | |
| OE Height - RHS | 1 | BM401350 | \$ Ea | | |
| OE Height - LHS | 1 | BM401377 | | | |
| 50mm Lift | 2 | BM401377 | | | |

| TORSION BAR | | | | |
|---|---------------|---|------------------|-------|
| | 26mm / 1064mm | 1 | 4WTB-1646 | \$ Pr |
| Adjust Torsion Bars after fitting shocks - Ensure a minimum of 60mm droop is maintained. | | | | |

| LEAF SPRINGS | | | | |
|--------------|---------------------|---|-----------------|-------|
| | 0-300kg load | 1 | T79C-LH | \$ Ea |
| | | 1 | T79C-RH | |
| | CONSTANT 300kg load | 1 | T79L-LH | \$ Ea |
| | | 1 | T79L-RH | |
| | CONSTANT 500kg load | 1 | T79LL-LH | \$ Ea |
| | | 1 | T79LL-RH | |

Note: 1 LEFT Hand and 1 RIGHT Hand side leaf spring pack should be ordered

| STEERING DAMPERS | | | | |
|------------------|-----------------------|---|-------------------|-------|
| | HD Steering Damper | 1 | EXT5510 | \$ Ea |
| | Return-to-Center | 1 | SS5513-P/S | \$ Ea |
| | SV 9 Stage Adjustable | 1 | SV5513 | \$ Ea |







TOYOTA





**HILUX
TORSION BAR FRONT
10/1997-2005**



EST. LIFT FRONT: 50MM | REAR: 50MM




| CONTENT | DESCRIPTION | QTY | PART NO | RRP |
|---------|-------------|-----|---------|-----|
|---------|-------------|-----|---------|-----|

| CONTENT | DESCRIPTION | QTY | PART NO | RRP |
|---|---------------------------|-----|------------|-------|
| LEAF SPRING FITMENT KIT | | | | |
|  | Urethane Shackle Bush kit | 1 | TDUK-038 | \$ Kt |
|  | U-Bolt kit | | TDUB-016 | |
|  | Greaseable Shackle kit | | TDGS-386/1 | |
|  | Greaseable Pin kit | | TDGP-668 | |

| REAR INDIVIDUAL COMPONENTS | | | | |
|---|---------------------------|---|-------------------|-------|
|  | Urethane Shackle Bush kit | 1 | TDUK-038 | \$ Kt |
|  | U-Bolt kit | 2 | TDUB-016 | \$ Kt |
|  | Greaseable Shackle kit | 1 | TDGS-386/1 | \$ Kt |
|  | Greaseable Pin kit | 1 | TDGP-668 | \$ Kt |

| FRONT REPLACEMENT BUSHES (QTY PER SHOCK) | | | | |
|---|-------------------|---|-----------------|-------|
|  | Fits Top Pin | 2 | TW959 | \$ Ea |
|  | Fits Bottom Eying | 1 | TW038-16 | \$ Ea |

| REAR REPLACEMENT BUSHES (QTY PER SHOCK) | | | | |
|---|---------------------------|---|-----------------|-------|
|  | Fits Top and Bottom Eying | 2 | ADJ00191 | \$ Ea |



TOYOTA

**HILUX
KUN26, GGN25R
04/2005-2015**

EST. LIFT FRONT: 40MM | REAR: 40MM



| FRONT | | | | |
|--|----------------------|----|----|--|
| FRONT SUSPENSION CHECK LIST | | | | |
| You need to order the following items for the front end of your vehicle. | | | | |
| | Assembled struts | 2 | Ea | |
| | OR | | | |
| | Struts | 2 | Ea | |
| | Coil Springs | 1 | Pr | |
| | Strut Top (Optional) | 1 | Ea | |
| Upper Control Arms (Optional) | 1 | Pr | | |

| REAR | | | | |
|---|---------------------------|---|----|--|
| REAR SUSPENSION CHECK LIST | | | | |
| You need to order the following items for the rear end of your vehicle. | | | | |
| | Shock Absorber | 2 | Ea | |
| | Leaf Springs | 2 | Ea | |
| | Leaf Spring Fitment Kit | 1 | Kt | |
| | Bellows Airbag (Optional) | 1 | Kt | |

| CONTENT | DESCRIPTION | QTY | PART NO | RRP |
|---|------------------------|-----|---------------|-------|
| ASSEMBLED STRUTS - FOAM CELL | | | | |
| Assembled Struts are made up of: 1 x Strut, 1 x Coil, 1 x Strut top | | | | |
| | Up to Steel Bar | 1 | TOY-026/03-LH | \$ Ea |
| | | 1 | TOY-026/03-RH | |
| | With Steel Bar & Winch | 1 | TOY-026/04-LH | \$ Ea |
| | | 1 | TOY-026/04-RH | |
| | OE Height | 1 | TOY-026/06-LH | \$ Ea |
| | | 1 | TOY-026/06-RH | |
| ASSEMBLED STRUTS - 40MM ADJUSTABLE | | | | |
| Assembled Struts are made up of: 1 x Strut, 1 x Coil, 1 x Strut top | | | | |
| | Up to Steel Bar | 1 | TOY-026/01-LH | \$ Ea |
| | | 1 | TOY-026/01-RH | |
| | With Steel Bar & Winch | 1 | TOY-026/02-LH | \$ Ea |
| | | 1 | TOY-026/02-RH | |

| CONTENT | DESCRIPTION | QTY | PART NO | RRP | |
|----------------------------|----------------------------------|-----|----------|-------|-----------|
| FOAM CELL - SHOCK ABSORBER | | | | | |
| | OE Height | 2 | FC41350 | \$ Ea | |
| | | | | | 40mm Lift |
| | 40MM ADJUSTABLE - SHOCK ABSORBER | | | | |
| | OE Height | 2 | BM401350 | \$ Ea | |
| 40mm Lift | | | | | 2 |

| STRUT - FOAM CELL | | | | |
|-------------------|---|---|----------|-------|
| | Up to 40mm Lift - Strut Only/ No Coil/ No Strut top | 2 | FC404600 | \$ Ea |
| | STRUT - 40MM ADJUSTABLE | | | |
| | Up to 40mm Lift - Strut Only/ No Coil/ No Strut top | 2 | BM404600 | \$ Ea |

| COIL SPRINGS | | | | |
|--------------|------------------------|---|---------|-------|
| | OE Height | 1 | TDC974S | \$ Pr |
| | Up to Steel Bar | 1 | TDC974 | \$ Pr |
| | With Steel Bar & Winch | 1 | TDC974H | \$ Pr |

| LEAF SPRINGS | | | | |
|--------------|---------------------|---|-------|-------|
| | 0-300kg load | 2 | T80C | \$ Ea |
| | CONSTANT 300kg load | 2 | T80L | \$ Ea |
| | CONSTANT 500kg load | 2 | T80LL | \$ Ea |



TOYOTA

**HILUX
KUN26, GGN25R
04/2005-2015**

EST. LIFT FRONT: 40MM | REAR: 40MM



| FRONT | | | | |
|---------|-------------|-----|---------|-----|
| CONTENT | DESCRIPTION | QTY | PART NO | RRP |

| REAR | | | | |
|---------|-------------|-----|---------|-----|
| CONTENT | DESCRIPTION | QTY | PART NO | RRP |

| LEAF SPRING FITMENT KIT | | | | |
|-------------------------|---------------------------|---|----------|-------|
| | Urethane Shackle Bush kit | 1 | TDFK-026 | \$ Kt |
| | U-Bolt kit | | | |
| | Greaseable Shackle kit | | | |
| | Greaseable Pin kit | | | |

UPPER CONTROL ARMS

| | | | | | |
|--|--------------------|---|----------|----|----|
| | Upper Control Arms | 1 | TDCA-002 | \$ | Pr |
|--|--------------------|---|----------|----|----|

Fitment of Tough Dog Upper Control arms to vehicles that have Lifts fitted greater than 50mm may suffer from premature ball joint failure due to droop lengths. The use of strut spacers may also affect the performance and longevity of the UCA ball joint due to the limitations of the spherical bearing housing being breached or bound at full suspension droop. There will be no warranty either expressed or implied if the vehicle is used out of legal driving conditions that will include, but is not limited to, jumping of the vehicle.

AIR ASSIST - BELLOWS AIR BAGS

| | | | | | |
|--|-----------------------------|---|----------|----|----|
| | Bellows Bag Kit - OE Height | 1 | TDAA-123 | \$ | Kt |
| | Bellows Bag Kit - 40mm Lift | 1 | TDAA-112 | \$ | Kt |

Note: Separate Air Assist components can be viewed on page 14.

UPPER CONTROL ARMS - REPLACEMENT COMPONENTS

| | | | | | |
|--|--|---|----------|----|----|
| | Bush Kit to fit one UCA - for TDCA-002 | 1 | TDSK-001 | \$ | Ea |
| | Ball joint kit to fit one UCA - for TDCA-002 | 1 | TDSK-002 | \$ | Ea |

AIR ASSIST - BELLOWS WIRELESS AIR SYSTEM

| | | | | | |
|--|---|---|----------|----|----|
| | Wireless Air System Suits Bellows Airbags | 1 | TDAS-001 | \$ | Kt |
|--|---|---|----------|----|----|

FRONT INDIVIDUAL COMPONENTS

| | | | | | |
|--|---|---|----------|----|----|
| | Strut Top | 2 | TOY-1083 | \$ | Ea |
| | Sway Bar Spacer kit - 76mm hole spacing | 1 | TDSP-011 | \$ | Ea |

REAR INDIVIDUAL COMPONENTS

| | | | | | |
|--|---------------------------|---|----------|----|----|
| | Urethane Shackle Bush Kit | 1 | TDUK-067 | \$ | Kt |
| | U-Bolt kit | 2 | TDUB-016 | \$ | Kt |
| | Greaseable Shackle kit | 1 | TDGS-389 | \$ | Kt |
| | Greaseable Pin kit | 1 | TDGP-668 | \$ | Kt |

FRONT REPLACEMENT BUSHES (QTY PER SHOCK)

| | | | | | |
|--|-------------------|---|------------|----|----|
| | Fits Bottom Eying | 1 | ADJ300/40A | \$ | Ea |
|--|-------------------|---|------------|----|----|

REAR REPLACEMENT BUSHES (QTY PER SHOCK)

| | | | | | |
|--|-------------------|---|----------|----|----|
| | Fits Top Eying | 2 | 415024 | \$ | Ea |
| | Fits Bottom Eying | 2 | ADJ00191 | \$ | Ea |



TOYOTA

HILUX
GUN125R, GUN126R, GGN125R - 4X4
10/2015 ON
EST. LIFT FRONT: 40MM | REAR: 40MM



Note: The new 2022 Toyota Hilux Rogue Wide Track from October 2022 onwards is not compatible with the Tough Dog suspension kits offered. It is wider than the current Hilux Rogue on offer. We currently do not have suspension for the October 2022 onwards Toyota Hilux Rogue Wide Track

FRONT

FRONT SUSPENSION CHECK LIST

You need to order the following items for the front end of your vehicle.

| | | | |
|--|-------------------------------|---|----|
| | Assembled struts | 2 | Ea |
| | OR | | |
| | Struts | 2 | Ea |
| | Coil Springs | 1 | Pr |
| | Strut Top (Optional) | 1 | Ea |
| | Upper Control Arms (Optional) | 1 | Pr |

REAR

REAR SUSPENSION CHECK LIST

You need to order the following items for the rear end of your vehicle.

| | | | |
|--|---------------------------|---|----|
| | Shock Absorber | 2 | Ea |
| | Leaf Springs | 2 | Ea |
| | Leaf Spring Fitment Kit | 1 | Kt |
| | Bellows Airbag (Optional) | 1 | Kt |
| | | | |

| CONTENT | DESCRIPTION | QTY | PART NO | RRP | |
|---|---|-----------------------------|----------------------|----------------------|-------|
| ASSEMBLED STRUTS - FOAM CELL | | | | | |
| Assembled Struts are made up of: 1 x Strut, 1 x Coil, 1 x Strut top | | | | | |
| | Up to Steel bar - OE Height | 1 | TOY-027/05-LH | \$ Ea | |
| | | 1 | TOY-027/05-RH | | |
| | No Accessories | 1 | TOY-027/06-RH | \$ Ea | |
| | | 1 | TOY-027/06-LH | | |
| | With Steel Bar | 1 | TOY-027/07-LH | \$ Ea | |
| | | 1 | TOY-027/07-RH | | |
| | With Steel Bar & Winch | 1 | TOY-027/08-LH | \$ Ea | |
| | | 1 | TOY-027/08-RH | | |
| | ASSEMBLED STRUTS - 40MM ADJUSTABLE | | | | |
| | Assembled Struts are made up of: 1 x Strut, 1 x Coil, 1 x Strut top | | | | |
| | | Up to Steel bar - OE Height | 1 | TOY-027/01-LH | \$ Ea |
| | | | 1 | TOY-027/01-RH | |
| No Accessories | | 1 | TOY-027/02-RH | \$ Ea | |
| | | 1 | TOY-027/02-LH | | |
| With Steel Bar | | 1 | TOY-027/03-LH | \$ Ea | |
| | | 1 | TOY-027/03-RH | | |
| With Steel Bar & Winch | | 1 | TOY-027/04-LH | \$ Ea | |
| | | 1 | TOY-027/04-RH | | |

| CONTENT | DESCRIPTION | QTY | PART NO | RRP | |
|--------------------------------------|---|-----|-----------------|-------|---|
| NITROGEN GAS - SHOCK ABSORBER | | | | | |
| | 40mm Lift - Comfort Use Only | 2 | BD3015T | \$ Ea | |
| | | | | | FOAM CELL - SHOCK ABSORBER |
| | OE Height only | 2 | FC43014 | \$ Ea | |
| | | | | | 40mm Lift - Super Soft |
| | 40mm Lift | 2 | FC43015 | \$ Ea | |
| | | | | | FC43036 valving suitable for Super Soft Comfort only. Shock control is not suitable for CONSTANT 300kg, 500kg, or 800kg load leaf springs. Do not use with these springs. Use this shock only with 0-300kg load springs |
| | 40MM ADJUSTABLE - SHOCK ABSORBER | | | | |
| | OE Height | 2 | BM403014 | \$ Ea | |
| | | | | | 40mm Lift |

| STRUT - FOAM CELL | | | | |
|--------------------------|---|---|-----------------|-------|
| | Up to 40mm Lift - Strut Only/ No Coil/ No Strut top | 2 | FC404600 | \$ Ea |
| | | | | |
| | Up to 40mm Lift - Strut Only/ No Coil/ No Strut top | 2 | BM404600 | \$ Ea |

| LEAF SPRINGS | | | | |
|---------------------|--------------------------------------|---|---------------|-------|
| | 0-300kg load | 2 | T81C | \$ Ea |
| | CONSTANT 300kg load | 2 | T81L | \$ Ea |
| | CONSTANT 500kg load - Use TDUB-016HD | 2 | T81LL | \$ Ea |
| | CONSTANT 800kg load - Use TDUB-016HD | 2 | T81XHD | \$ Ea |

FOR GVM UPGRADES, SEE PAGE 244



TOYOTA

HILUX
GUN125R, GUN126R, GGN125R - 4X4
10/2015 ON
EST. LIFT FRONT: 40MM | REAR: 40MM



Note: The new 2022 Toyota Hilux Rogue Wide Track from October 2022 onwards is not compatible with the Tough Dog suspension kits offered. It is wider than the current Hilux Rogue on offer. We currently do not have suspension for the October 2022 onwards Toyota Hilux Rogue Wide Track

| FRONT | | | | |
|---------------------|------------------------|-----|-----------------|-------|
| CONTENT | DESCRIPTION | QTY | PART NO | RRP |
| COIL SPRINGS | | | | |
| | OE Height | 1 | TDC983S | \$ Pr |
| | No Accessories | 1 | TDC983 | \$ Pr |
| | With Steel bar | 1 | TDC974H | \$ Pr |
| | With Steel Bar & Winch | 1 | TDC974HH | \$ Pr |

| REAR | | | | |
|---|---------------------------|-----|-----------------|------------|
| CONTENT | DESCRIPTION | QTY | PART NO | RRP |
| LEAF SPRING FITMENT KIT - SUITS T81C & L | | | | |
| | Urethane Shackle bush kit | 1 | TDFK-027 | TDUK-067 |
| | U-Bolt kit | | | TDUB-016 |
| | Greaseable Shackle kit | | | TDGS-392 |
| | Greaseable Pin kit | | | TDGP-668 |
| LEAF SPRING FITMENT KIT - SUITS LL & XHD | | | | |
| | Urethane Shackle bush kit | 1 | TDFK-028 | TDUK-067 |
| | U-Bolt kit | | | TDUB-016HD |
| | Greaseable Shackle kit | | | TDGS-392 |
| | Greaseable Pin kit | | | TDGP-668 |

| UPPER CONTROL ARMS | | | | |
|--|--------------------|---|-----------------|-------|
| | Upper Control Arms | 1 | TDCA-002 | \$ Pr |
| <p>Fitment of Tough Dog Upper Control arms to vehicles that have Lifts fitted greater than 50mm may suffer from premature ball joint failure due to droop lengths. The use of strut spacers may also affect the performance and longevity of the UCA ball joint due to the limitations of the spherical bearing housing being breached or bound at full suspension droop. There will be no warranty either expressed or implied if the vehicle is used out of legal driving conditions that will include, but is not limited to, jumping of the vehicle.</p> | | | | |

| AIR ASSIST - BELLOWS AIR BAGS | | | | |
|---|------------------------------|---|-----------------|-------|
| | Bellows Bag kit - OEM Height | 1 | TDAA-122 | \$ Kt |
| | Bellows Bag kit - 40mm Lift | 1 | TDAA-113 | \$ Kt |
| Note: Separate Air Assist components can be viewed on page 14. | | | | |

| UPPER CONTROL ARMS - REPLACEMENT COMPONENTS | | | | |
|---|--|---|-----------------|-------|
| | Bush Kit to fit one UCA - for TDCA-002 | 1 | TDSK-001 | \$ Ea |
| | Ball joint kit to fit one UCA - for TDCA-002 | 1 | TDSK-002 | \$ Ea |

| AIR ASSIST - BELLOWS WIRELESS AIR SYSTEM | | | | |
|--|---|---|-----------------|-------|
| | Wireless Air System Suits Bellows Airbags | 1 | TDAS-001 | \$ Kt |

| FRONT INDIVIDUAL COMPONENTS | | | | |
|-----------------------------|---|---|-----------------|-------|
| | Strut Top | 2 | TOY-1083 | \$ Ea |
| | Sway Bar Spacer kit - 86mm hole spacing | 1 | TDSP-023 | \$ Ea |

| REAR INDIVIDUAL COMPONENTS | | | | |
|--|---------------------------------------|---|-------------------|-------|
| | Urethane Shackle Bush kit | 1 | TDUK-067 | \$ Kt |
| | U-Bolt kit | 2 | TDUB-016 | \$ Kt |
| | U-Bolt kit - fits with T81LL & T81XHD | 2 | TDUB-016HD | \$ Kt |
| | Greaseable Shackle kit | 1 | TDGS-392 | \$ Kt |
| | Greaseable Pin kit | 1 | TDGP-668 | \$ Kt |
| | Driveshaft Spacer kit | 1 | TDSP-010 | \$ Ea |
| Note: Fit driveshaft spacer kit if vibration occurs | | | | |

| FRONT REPLACEMENT BUSHES (QTY PER SHOCK) | | | | |
|--|-------------------|---|-------------------|-------|
| | Fits Bottom Eying | 1 | ADJ300/40A | \$ Ea |

| REAR REPLACEMENT BUSHES (QTY PER SHOCK) | | | | |
|---|---------------------------|---|-----------------|-------|
| | Fits Top and Bottom Eying | 2 | ADJ00191 | \$ Ea |

ALL PRICES EXCLUDE FREIGHT. INCLUDE ONLY PERMANENT ACCESSORIES & WEIGHTS WHEN SELECTING SPRINGS. TOWING WEIGHT IS NOT INCLUDED

WWW.TOUGHDOG.COM.AU | BUILD & BUY NOW!



| FRONT | | | |
|--|----------------------|---|----|
| FRONT SUSPENSION CHECK LIST | | | |
| You need to order the following items for the front end of your vehicle. | | | |
| | Struts | 2 | Ea |
| | Strut Top (Optional) | 2 | Ea |

| REAR | | | |
|---|-------------------------|---|----|
| REAR SUSPENSION CHECK LIST | | | |
| You need to order the following items for the rear end of your vehicle. | | | |
| | Shock Absorber | 2 | Ea |
| | Leaf Spring | 2 | Ea |
| | Leaf Spring Fitment Kit | 1 | Kt |

| CONTENT | DESCRIPTION | QTY | PART NO | RRP |
|--------------------------|--|-----|-----------------|-------|
| STRUT - FOAM CELL | | | | |
| | OEM Height - Strut Only/ No Coil/ No Strut top | 2 | FC404600 | \$ Ea |
| | STRUT - 40MM ADJUSTABLE | | | |
| | OEM Height - Strut Only/ No Coil/ No Strut top | 2 | BM404600 | \$ Ea |

| CONTENT | DESCRIPTION | QTY | PART NO | RRP |
|-----------------------------------|---|-----|-----------------|-------|
| FOAM CELL - SHOCK ABSORBER | | | | |
| | OEM Height | 2 | FC43015 | \$ Ea |
| | 40MM ADJUSTABLE - SHOCK ABSORBER | | | |
| | OEM Height | 2 | BM403015 | \$ Ea |

Note: The Note: The 4X2 Tough Dog rear suspension upgrade allows a vehicle to maintain factory ride height while carrying heavy payloads for extended periods of time. The suspension upgrade is not designed to increase the vehicle's ride height like traditional Tough Dog suspension solutions, instead these solutions assist the vehicle to carry its maximum OEM payload without suspension sag.

| LEAF SPRINGS | | | | |
|--------------|--|---|---------------|-------|
| | CONSTANT 200kg load | 2 | T81C | \$ Ea |
| | CONSTANT 400kg load | 2 | T81L | \$ Ea |
| | CONSTANT 600kg load - Use TDUB-016HD | 2 | T81LL | \$ Ea |
| | CONSTANT 900kg load - Use TDUB-016HD | 2 | T81XHD | \$ Ea |









TOYOTA







HILUX
N80 - WORKMATE 4X2 HI RIDER
10/2015 ON





| FRONT | | | | |
|---------|-------------|-----|---------|-----|
| CONTENT | DESCRIPTION | QTY | PART NO | RRP |

| REAR | | | | | |
|---|---------------------------|-----|-----------------|------------|-------|
| CONTENT | DESCRIPTION | QTY | PART NO | RRP | |
| LEAF SPRING FITMENT KIT - SUITS T81C & L | | | | | |
|  | Urethane Shackle Bush kit | 1 | TDFK-027 | TDUK-067 | |
| | U-Bolt kit | | | TDUB-016 | \$ Kt |
|  | Greaseable Shackle kit | | | TDGS-392 | |
| | Greaseable Pin kit | | | TDGP-668 | |
| LEAF SPRING FITMENT KIT - SUITS LL & XHD | | | | | |
|  | Urethane Shackle Bush kit | 1 | TDFK-028 | TDUK-067 | |
| | U-Bolt kit | | | TDUB-016HD | \$ Kt |
| | Greaseable Shackle kit | | | TDGS-392 | |
|  | Greaseable Pin kit | | | TDGP-668 | |

| FRONT INDIVIDUAL COMPONENTS | | | | |
|--|--|---|-----------------|-------|
|  | Strut Top | 2 | TOY-1083 | \$ Ea |
|  | Sway Bar Spacer kit - 86mm hole spacing | 1 | TDSP-023 | \$ Ea |

| REAR INDIVIDUAL COMPONENTS | | | | |
|---|--|---|-------------------|-------|
|  | Urethane Shackle Bush kit | 1 | TDUK-067 | \$ Kt |
|  | U-Bolt kit | 2 | TDUB-016 | \$ Kt |
|  | U-Bolt kit - Fits with T81LL & T81XHD | 2 | TDUB-016HD | \$ Kt |
|  | Greaseable Shackle kit | 1 | TDGS-392 | \$ Kt |
|  | Greaseable Pin kit | 1 | TDGP-668 | \$ Kt |
|  | Driveshaft Spacer kit | 1 | TDSP-010 | \$ Ea |
| Note: Fit driveshaft spacer kit if vibration occurs | | | | |

| FRONT REPLACEMENT BUSHES (QTY PER SHOCK) | | | | |
|---|-------------------|---|-------------------|-------|
|  | Fits Bottom Eying | 1 | ADJ300/40A | \$ Ea |

| REAR REPLACEMENT BUSHES (QTY PER SHOCK) | | | | |
|---|---------------------------|---|-----------------|-------|
|  | Fits Top and Bottom Eying | 2 | ADJ00191 | \$ Ea |

FOR GVM UPGRADES, SEE PAGE 244

TOYOTA HILUX N80

4x2/4x4 'SINGLE CAB' GUN125R (WORKMATE)/GUN126R (SR) - 2015 ON
 4x2/4x4 'EXTRA CAB' GUN125R (WORKMATE)/GUN126R (SR, SR5) - 2015 ON
 4x2/4x4 'DOUBLE CAB' GUN125R (WORKMATE)/GUN126R (SR, SR5) - 2015 ON

FROM
2950 KG*

TO
3510 KG*



WHAT YOU GET:

- **EXTRA PAYLOAD UP TO 610KG**
- **UPGRADED SUSPENSION**
- **IMPROVED HANDLING & LOAD CARRYING**

VEHICLE SPECIFICATIONS


| DESCRIPTION | ORIGINAL EQUIPMENT | TOUGH DOG |
|-------------------------------|--------------------|-----------------|
| FRONT AXLE RATING | 1450KG | 1510KG |
| REAR AXLE RATING | 1700KG | 2000KG |
| ORIGINAL GVM 4X4 | 3000KG - 3100KG | 3510KG |
| ORIGINAL GVM 4X2 | 2900KG - 3100KG | 3510KG |
| TOWING CAPACITY (BRAKED) | 3500KG | 3500KG* |
| GROSS COMBINED MASS (GCM) 4X4 | 5850KG* | 5850KG* |
| GROSS COMBINED MASS (GCM) 4X2 | 5650KG** | 5650KG** |


• Towing & GCM are not altered by Tough Dog GVM upgrades.
 • Payload increase is based on model variant.
 • *4x4 From 09/2020, **4x2 From 09/2020




TOYOTA
HILUX
2WD WORKMATE
2015 ON





| FRONT | | | | |
|---|--|-----|----------------|-------|
| CONTENT | DESCRIPTION | QTY | PART NO | RRP |
| STRUT - FOAM CELL | | | | |
|  | OE Height - Right Hand Side - Strut Only/ No Coil/ No Strut top | 1 | FC31010 | \$ Ea |
| | OE Height - Left Hand Side - Strut Only/ No Coil/ No Strut top | 1 | FC31011 | \$ Ea |

| REAR | | | | |
|---|-------------|-----|----------------|-------|
| CONTENT | DESCRIPTION | QTY | PART NO | RRP |
| FOAM CELL - SHOCK ABSORBER | | | | |
|  | OE Height | 2 | FC41350 | \$ Ea |

Note: The Note: The 4X2 Tough Dog rear suspension upgrade allows a vehicle to maintain factory ride height while carrying heavy payloads for extended periods of time. The suspension upgrade is not designed to increase the vehicle's ride height like traditional Tough Dog suspension solutions, instead these solutions assist the vehicle to carry its maximum OEM payload without suspension sag.

| LEAF SPRINGS - 25MM EYERING | | | | |
|---|---------------|---|------------|-------|
|  | 0-1000kg load | 2 | T82 | \$ Ea |

| REAR INDIVIDUAL COMPONENTS | | | | |
|---|------------------------------|---|-----------------|-------|
|  | Urethane Shackle Bush kit | 1 | TDUK-086 | \$ Kt |
|  | U-Bolt kit | 2 | TDUB-017 | \$ Kt |



TOYOTA

**HILUX
ROGUE WIDEBODY
2023 ON**

EST. LIFT FRONT: 40MM | REAR: 40MM



| FRONT | | | |
|--|----------------------|---|----|
| FRONT SUSPENSION CHECK LIST | | | |
| You need to order the following items for the front end of your vehicle. | | | |
| | Assembled struts | 2 | Ea |
| | OR | | |
| | Struts | 2 | Ea |
| | Coil Springs | 1 | Pr |
| | Strut Top (Optional) | 1 | Ea |

| REAR | | | |
|---|---------------------------|---|----|
| REAR SUSPENSION CHECK LIST | | | |
| You need to order the following items for the rear end of your vehicle. | | | |
| | Shock Absorber | 2 | Ea |
| | Leaf Springs | 2 | Ea |
| | Leaf Spring Fitment Kit | 1 | Kt |
| | Bellows Airbag (Optional) | 1 | Kt |

| CONTENT | DESCRIPTION | QTY | PART NO | RRP |
|---|------------------------|-----|----------------|-------|
| ASSEMBLED STRUTS - FOAM CELL | | | | |
| Assembled Struts are made up of: 1 x Strut, 1 x Coil, 1 x Strut top | | | | |
| | No Accessories | 1 | TOY-017 | \$ Ea |
| | With Steel Bar & Winch | 1 | TOY-018 | \$ Ea |
| ASSEMBLED STRUTS - 40MM ADJUSTABLE | | | | |
| Assembled Struts are made up of: 1 x Strut, 1 x Coil, 1 x Strut top | | | | |
| | No Accessories | 1 | TOY-015 | \$ Ea |
| | With Steel Bar & Winch | 1 | TOY-016 | \$ Ea |

| CONTENT | DESCRIPTION | QTY | PART NO | RRP |
|----------------------------|----------------------------------|-----|-----------------|-------|
| FOAM CELL - SHOCK ABSORBER | | | | |
| | Up to 40mm Lift | 2 | FC43052 | \$ Ea |
| | 40MM ADJUSTABLE - SHOCK ABSORBER | | | |
| | Up to 40mm Lift | 2 | BM403052 | \$ Ea |

| STRUT - FOAM CELL | | | | |
|-------------------|---|---|-----------------|-------|
| | Up to 40mm Lift - Strut Only/ No Coil/ No Strut top | 2 | FC404936 | \$ Ea |
| | STRUT - 40MM ADJUSTABLE | | | |
| | Up to 40mm Lift - Strut Only/ No Coil/ No Strut top | 2 | BM404936 | \$ Ea |

| COIL SPRINGS | | | | |
|--------------|------------------------|---|----------------|-------|
| | No Accessories | 1 | TDC1084 | \$ Pr |
| | With Steel Bar & Winch | 1 | TDC1100 | \$ Pr |

| LEAF SPRINGS | | | | |
|--------------|----------------------------|---|---------------|-------|
| | 0-300kg load | 2 | T81C | \$ Ea |
| | CONSTANT 300kg load | 2 | T81L | \$ Ea |
| | CONSTANT 500kg load | 2 | T81LL | \$ Ea |
| | CONSTANT 800kg load | 2 | T81XHD | \$ Ea |







TOYOTA


**HILUX
ROGUE WIDEBODY
2023 ON**


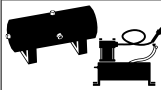

EST. LIFT FRONT: 40MM | REAR: 40MM








| FRONT | | | | |
|---------|-------------|-----|---------|-----|
| CONTENT | DESCRIPTION | QTY | PART NO | RRP |

| REAR | | | | |
|---|---------------------------|-----|-----------------|-------|
| CONTENT | DESCRIPTION | QTY | PART NO | RRP |
| LEAF SPRING FITMENT KIT | | | | |
|  | Urethane Shackle Bush kit | 1 | TDFK-038 | \$ Kt |
|  | U-Bolt kit | | | |
|  | Greaseable Shackle kit | | | |
|  | Greaseable Pin kit | | | |

| AIR ASSIST - BELLOWS AIR BAGS | | | | |
|---|------------------------------|---|-----------------|-------|
|  | Bellows Bag kit - OEM Height | 1 | TDAA-137 | \$ Kt |
| | Bellows Bag kit - 40mm Lift | 1 | TDAA-138 | \$ Kt |
| Note: Separate Air Assist components can be viewed on page 14. | | | | |

| AIR ASSIST - BELLOWS WIRELESS AIR SYSTEM | | | | |
|---|--|---|-----------------|-------|
|  | Wireless Air System Suits Bellows Airbags | 1 | TDAS-002 | \$ Kt |
|  | 2 Gal. Air Tank - Upgrade for existing Wireless Air Assist | 1 | TDAS-004 | \$ Kt |
|  | 2 Gal. Air Tank - Complete kit with Control Module | 1 | TDAS-003 | \$ Kt |
| Note: Full Wireless Air Kit details can be viewed on page 15. | | | | |

| FRONT INDIVIDUAL COMPONENTS | | | | |
|--|-----------|---|----------------|-------|
|  | Strut Top | 2 | TOY1083 | \$ Ea |

| REAR INDIVIDUAL COMPONENTS | | | | |
|---|---------------------------|---|-----------------|-------|
|  | Urethane Shackle Bush kit | 1 | TDUK-067 | \$ Kt |
|  | U-Bolt kit | 2 | TDUB-042 | \$ Kt |
|  | Greaseable Shackle kit | 1 | TDGS-392 | \$ Kt |
|  | Greaseable Pin kit | 1 | TDGP-668 | \$ Kt |



TOYOTA

HILUX
GR SPORT
2023 ON

EST. LIFT FRONT: 20MM | REAR: 20MM



COMING SOON



TOYOTA

HILUX
GR SPORT
2023 ON

EST. LIFT FRONT: 20MM | REAR: 20MM




COMING SOON




TOYOTA

INNOVA
(EXPORT ONLY)
2015-11/2022



| FRONT | | | | |
|---|--|-----|----------------|-------|
| CONTENT | DESCRIPTION | QTY | PART NO | RRP |
| STRUT - FOAM CELL | | | | |
|  | OE Height - Right Hand Side - Strut Only/ No Coil/ No Strut top | 1 | FC31010 | \$ Ea |
| | OE Height - Left Hand Side - Strut Only/ No Coil/ No Strut top | 1 | FC31011 | \$ Ea |

| REAR | | | | |
|---|-------------|-----|----------------|-------|
| CONTENT | DESCRIPTION | QTY | PART NO | RRP |
| FOAM CELL - SHOCK ABSORBER | | | | |
|  | OE Height | 2 | FC31012 | \$ Ea |



THIS PAGE IS INTENTIONALLY BLANK



TOYOTA

**LANDCRUISER
40, 42 SERIES
12/1977-1984**

EST. LIFT FRONT: 50MM | REAR: 50MM



| FRONT | | | | |
|---|----------------------------|---|----|--|
| FRONT SUSPENSION CHECK LIST | | | | |
| You need to order the following items for the front end of your vehicle. | | | | |
| | Shock Absorber | 2 | Ea | |
| | Leaf Spring | 2 | Ea | |
| | Urethane Shackle bushes | 1 | Kt | |
| | U-Bolt kits | 2 | Kt | |
| | Greaseable Shackle kit | 1 | Kt | |
| | Greaseable Pin kit | 1 | Kt | |
| | Steering Damper (Optional) | 1 | Ea | |

| REAR | | | | |
|--|-------------------------|---|----|--|
| REAR SUSPENSION CHECK LIST | | | | |
| You need to order the following items for the rear end of your vehicle. | | | | |
| | Shock Absorber | 2 | Ea | |
| | Leaf Spring | 2 | Ea | |
| | Urethane Shackle bushes | 1 | Kt | |
| | U-Bolt kits | 2 | Kt | |
| | Greaseable Shackle kit | 1 | Kt | |
| | Greaseable Pin kit | 1 | Kt | |

| CONTENT | DESCRIPTION | QTY | PART NO | RRP | |
|----------------------------|----------------------------------|-----|-----------------|-------|--|
| FOAM CELL - SHOCK ABSORBER | | | | | |
| | OE Height | 2 | FC41364 | \$ Ea | |
| | 50mm Lift | 2 | FC41366 | \$ Ea | |
| | 40MM ADJUSTABLE - SHOCK ABSORBER | | | | |
| | OE Height | 2 | BM401364 | \$ Ea | |
| | 50mm Lift | 2 | BM401366 | \$ Ea | |

| CONTENT | DESCRIPTION | QTY | PART NO | RRP | |
|--|--|-----------------|-----------------|-------|--|
| FOAM CELL - SHOCK ABSORBER | | | | | |
| | OE Height - FJ40, FJ42 Chassis #19114 | 2 | FC41366 | \$ Ea | |
| | 50mm Lift - FJ40, FJ42 Chassis #19114 | 2 | FC41382 | \$ Ea | |
| | OE Height - FJ40, FJ42 Chassis #19115 On | 2 | FC41382 | \$ Ea | |
| | 50mm Lift - FJ40, FJ42 Chassis #19115 On | 2 | FC41388 | \$ Ea | |
| | 40MM ADJUSTABLE - SHOCK ABSORBER | | | | |
| | OE Height - FJ40, FJ42 Chassis #19114 | 2 | BM401366 | \$ Ea | |
| | 50mm Lift - FJ40, FJ42 Chassis #19114 | 2 | BM401382 | \$ Ea | |
| | OE Height - FJ40, FJ42 Chassis #19115 On | 2 | BM401382 | \$ Ea | |
| 50mm Lift - FJ40, FJ42 Chassis #19115 On | 2 | BM401388 | \$ Ea | | |

| LEAF SPRINGS - 25MM EYERING | | | | |
|-----------------------------|------------------------|---|----------------|-------|
| | Up to Steel Bar | 2 | BP-009 | \$ Ea |
| | With Steel Bar & Winch | 2 | BP-009H | \$ Ea |

| LEAF SPRINGS - 25MM EYERING | | | | |
|-----------------------------|----------------------------|---|----------------|-------|
| | 0-300kg load | 2 | BP-010 | \$ Ea |
| | CONSTANT 300kg load | 2 | BP-010H | \$ Ea |

| FRONT INDIVIDUAL COMPONENTS - 25MM EYERING | | | | |
|--|-------------------------|---|-----------------|-------|
| | Urethane Shackle bushes | 1 | TDUK-016 | \$ Kt |
| | U-Bolt kit | 2 | TDUB-017 | \$ Kt |
| | Greaseable Shackle kit | 1 | TDGS-343 | \$ Kt |
| | Greaseable Pin kit | 1 | TDGP-346 | \$ Kt |

| REAR INDIVIDUAL COMPONENTS - 25MM EYERING | | | | |
|---|-------------------------|---|-----------------|-------|
| | Urethane Shackle bushes | 1 | TDUK-016 | \$ Kt |
| | U-Bolt kit | 2 | TDUB-017 | \$ Kt |
| | Greaseable Shackle kit | 1 | TDGS-343 | \$ Kt |
| | Greaseable Pin kit | 1 | TDGP-346 | \$ Kt |





TOYOTA





LANDCRUISER
40, 42 SERIES
12/1977-1984





EST. LIFT FRONT: 50MM | REAR: 50MM







| FRONT | | | | |
|--|------------------------|-----|----------------|-------|
| CONTENT | DESCRIPTION | QTY | PART NO | RRP |
| LEAF SPRINGS - 35MM EYERING | | | | |
|  | Up to Steel Bar | 2 | BP-011 | \$ Ea |
| | With Steel Bar & Winch | 2 | BP-011H | \$ Ea |


| REAR | | | | |
|---|----------------------------|-----|----------------|-------|
| CONTENT | DESCRIPTION | QTY | PART NO | RRP |
| LEAF SPRINGS - 35MM EYERING | | | | |
|  | 0-300kg load | 2 | BP-012 | \$ Ea |
| | CONSTANT 300kg load | 2 | BP-012H | \$ Ea |

| FRONT INDIVIDUAL COMPONENTS - 35MM EYERING | | | | |
|---|-------------------------|---|-----------------|-------|
|  | Urethane Shackle bushes | 1 | TDUK-012 | \$ Kt |
|  | U-Bolt kit | 2 | TDUB-017 | \$ Kt |
|  | Greaseable Shackle kit | 1 | TDGS-348 | \$ Kt |
|  | Greaseable Pin kit | 1 | TDGP-351 | \$ Kt |

| REAR INDIVIDUAL COMPONENTS - 35MM EYERING | | | | |
|---|-------------------------|---|-----------------|-------|
|  | Urethane Shackle bushes | 1 | TDUK-012 | \$ Kt |
|  | U-Bolt kit | 2 | TDUB-017 | \$ Kt |
|  | Greaseable Shackle kit | 1 | TDGS-348 | \$ Kt |
|  | Greaseable Pin kit | 1 | TDGP-351 | \$ Kt |

| STEERING DAMPERS | | | | |
|--|------------------------------------|---|-------------------|-------|
|  | Replacement Damper | 1 | EXT5511 | \$ Ea |
|  | Return-to-Center (Non Power Steer) | 1 | SS5511-M/S | \$ Ea |
|  | Return-to-Center (Power Steer) | 1 | SS5511-P/S | \$ Ea |

| FRONT REPLACEMENT BUSHES (QTY PER SHOCK) | | | | |
|---|-------------------------|---|---------------|-------|
|  | Fits Top & Bottom Eying | 2 | 404702 | \$ Ea |

| REAR REPLACEMENT BUSHES (QTY PER SHOCK) | | | | |
|---|-------------------------|---|---------------|-------|
|  | Fits Top & Bottom Eying | 2 | 404702 | \$ Ea |



TOYOTA

**LANDCRUISER
45, 47 SERIES
01/1965-1984**

EST. LIFT FRONT: 50MM | REAR: 50MM



| FRONT | | | |
|--|-------------------------|----|----|
| FRONT SUSPENSION CHECK LIST | | | |
| You need to order the following items for the front end of your vehicle. | | | |
| | Shock Absorber | 2 | Ea |
| | Leaf Spring | 2 | Ea |
| | Urethane Shackle bushes | 1 | Kt |
| | U-Bolt kits | 2 | Kt |
| | Greaseable Shackle kit | 1 | Kt |
| | Greaseable Pin kit | 1 | Kt |
| Steering Damper (Optional) | 1 | Ea | |

| REAR | | | |
|---|-------------------------|---|----|
| REAR SUSPENSION CHECK LIST | | | |
| You need to order the following items for the rear end of your vehicle. | | | |
| | Shock Absorber | 2 | Ea |
| | Leaf Spring | 2 | Ea |
| | Urethane Shackle bushes | 1 | Kt |
| | U-Bolt kits | 2 | Kt |
| | Greaseable Shackle kit | 1 | Kt |
| | Greaseable Pin kit | 1 | Kt |

| CONTENT | DESCRIPTION | QTY | PART NO | RRP |
|----------------------------|----------------------------------|-----|-----------------|-------|
| FOAM CELL - SHOCK ABSORBER | | | | |
| | OE Height | 2 | FC41364 | \$ Ea |
| | 50mm Lift | 2 | FC41366 | \$ Ea |
| | 40MM ADJUSTABLE - SHOCK ABSORBER | | | |
| | OE Height | 2 | BM401364 | \$ Ea |
| | 50mm Lift | 2 | BM401366 | \$ Ea |

| CONTENT | DESCRIPTION | QTY | PART NO | RRP |
|----------------------------|----------------------------------|-----|-----------------|-------|
| FOAM CELL - SHOCK ABSORBER | | | | |
| | OE Height | 2 | FC41382 | \$ Ea |
| | 50mm Lift | 2 | FC41388 | \$ Ea |
| | 40MM ADJUSTABLE - SHOCK ABSORBER | | | |
| | OE Height | 2 | BM401382 | \$ Ea |
| | 50mm Lift | 2 | BM401388 | \$ Ea |

| LEAF SPRINGS - 45 SERIES - 30MM EYES | | | | |
|--------------------------------------|------------------------|---|----------------|-------|
| | Up to Steel Bar | 2 | BP-013 | \$ Ea |
| | With Steel Bar & Winch | 2 | BP-013H | \$ Ea |

| LEAF SPRINGS - 45 SERIES - 30MM EYES | | | | |
|--------------------------------------|----------------------------|---|----------------|-------|
| | 0-300kg load | 2 | BP-014 | \$ Ea |
| | CONSTANT 300kg load | 2 | BP-014H | \$ Ea |

| FRONT INDIVIDUAL COMPONENTS - 45 SERIES | | | | |
|---|-------------------------|---|-----------------|-------|
| | Urethane Shackle bushes | 1 | TDUK-016 | \$ Kt |
| | U-Bolt kit | 1 | TDUB-017 | \$ Kt |
| | U-Bolt kit | 1 | TDUB-018 | \$ Kt |
| | Greaseable Shackle kit | 1 | TDGS-343 | \$ Kt |
| | Greaseable Pin kit | 1 | TDGP-346 | \$ Kt |

| REAR INDIVIDUAL COMPONENTS - 45 SERIES | | | | |
|--|-------------------------|---|-------------------|-------|
| | Urethane Shackle bushes | 1 | TDUK-017 | \$ Ea |
| | U-Bolt kit | 2 | TDUB-017 | \$ Ea |
| | Greaseable Shackle kit | 1 | TDGS-344/5 | \$ Ea |
| | Greaseable Pin kit | 1 | TDGP-347 | \$ Ea |





TOYOTA






LANDCRUISER
45, 47 SERIES
01/1965-1984





EST. LIFT FRONT: 50MM | REAR: 50MM







| FRONT | | | | |
|--|------------------------|-----|----------------|-------|
| CONTENT | DESCRIPTION | QTY | PART NO | RRP |
| LEAF SPRINGS - 47 SERIES - 35MM EYES | | | | |
|  | Up to Steel Bar | 2 | BP-015 | \$ Ea |
| | With Steel Bar & Winch | 2 | BP-015H | \$ Ea |


| REAR | | | | |
|---|----------------------------|-----|----------------|-------|
| CONTENT | DESCRIPTION | QTY | PART NO | RRP |
| LEAF SPRINGS - 47 SERIES - 35MM EYES | | | | |
|  | 0-300kg load | 2 | BP-016 | \$ Ea |
| | CONSTANT 300kg load | 2 | BP-016H | \$ Ea |

| FRONT INDIVIDUAL COMPONENTS - 47 SERIES | | | | |
|---|-------------------------|---|-----------------|-------|
|  | Urethane Shackle bushes | 1 | TDUK-012 | \$ Kt |
|  | U-Bolt kit | 1 | TDUB-017 | \$ Kt |
|  | U-Bolt kit | 1 | TDUB-018 | \$ Kt |
|  | Greaseable Shackle kit | 1 | TDGS-348 | \$ Kt |
|  | Greaseable Pin kit | 1 | TDGP-351 | \$ Kt |

| REAR INDIVIDUAL COMPONENTS - 47 SERIES | | | | |
|---|-------------------------|---|-------------------|-------|
|  | Urethane Shackle bushes | 1 | TDUK-012 | \$ Kt |
|  | U-Bolt kit | 2 | TDUB-017 | \$ Kt |
|  | Greaseable Shackle kit | 1 | TDGS-349/5 | \$ Kt |
|  | Greaseable Pin kit | 1 | TDGP-351 | \$ Kt |

| STEERING DAMPERS | | | | |
|--|------------------------------------|---|-------------------|-------|
|  | Replacement Damper | 1 | EXT5511 | \$ Ea |
|  | Return-to-Center (Non Power Steer) | 1 | SS5511-M/S | \$ Ea |
|  | Return-to-Center (Power Steer) | 1 | SS5511-P/S | \$ Ea |

| FRONT REPLACEMENT BUSHES (QTY PER SHOCK) | | | | |
|---|-------------------------|---|---------------|-------|
|  | Fits Top & Bottom Eying | 2 | 404702 | \$ Ea |

| REAR REPLACEMENT BUSHES (QTY PER SHOCK) | | | | |
|---|-------------------------|---|---------------|-------|
|  | Fits Top & Bottom Eying | 2 | 404702 | \$ Ea |



TOYOTA

LANDCRUISER
60, 61, 62 SERIES
11/1980-1990

EST. LIFT FRONT: 50MM | REAR: 50MM



| FRONT | | | | |
|--|----------------------------|----|----|--|
| FRONT SUSPENSION CHECK LIST | | | | |
| You need to order the following items for the front end of your vehicle. | | | | |
| | Shock Absorber | 2 | Ea | |
| | Leaf Spring | 2 | Ea | |
| | Urethane Shackle bushes | 1 | Kt | |
| | U-Bolt kits | 2 | Kt | |
| | Greaseable Shackle kit | 1 | Kt | |
| | Greaseable Pin kit | 1 | Kt | |
| | Steering Damper (Optional) | 1 | Ea | |
| Offset King Pin (Optional) | 1 | Ea | | |

| REAR | | | | |
|---|-------------------------|---|----|--|
| REAR SUSPENSION CHECK LIST | | | | |
| You need to order the following items for the rear end of your vehicle. | | | | |
| | Shock Absorber | 2 | Ea | |
| | Leaf Spring | 2 | Ea | |
| | Urethane Shackle bushes | 1 | Kt | |
| | U-Bolt kits | 2 | Kt | |
| | Greaseable Shackle kit | 1 | Kt | |
| | Greaseable Pin kit | 1 | Kt | |

| CONTENT | DESCRIPTION | QTY | PART NO | RRP | |
|-----------------------------------|---|-----|-----------------|-------|--|
| FOAM CELL - SHOCK ABSORBER | | | | | |
| | OE Height | 2 | FC41113 | \$ Ea | |
| | 50mm Lift | 2 | FC41163 | \$ Ea | |
| | 40MM ADJUSTABLE - SHOCK ABSORBER | | | | |
| | OE Height | 2 | BM401113 | \$ Ea | |
| | 50mm Lift | 2 | BM401163 | \$ Ea | |

| CONTENT | DESCRIPTION | QTY | PART NO | RRP | |
|-----------------------------------|---|-----------------|-----------------|-------|--|
| FOAM CELL - SHOCK ABSORBER | | | | | |
| | OE Height - 11/80 - 10/85 | 2 | FC41366 | \$ Ea | |
| | 50mm Lift - 11/80 - 10/85 | 2 | FC41382 | \$ Ea | |
| | 50mm Lift - 10/85 - 90 | 2 | FC41350 | \$ Ea | |
| | 40MM ADJUSTABLE - SHOCK ABSORBER | | | | |
| | OE Height - 11/80 - 10/85 | 2 | BM401366 | \$ Ea | |
| | 50mm Lift - 11/80 - 10/85 | 2 | BM401382 | \$ Ea | |
| 50mm Lift - 10/85 - 90 | 2 | BM401350 | \$ Ea | | |

| LEAF SPRINGS | | | | |
|--------------|--|---|-------------|-------|
| | Up to Steel Bar | 2 | T43L | \$ Ea |
| | With Steel Bar & Winch | 2 | T43H | \$ Ea |
| | Up to Steel Bar - With Factory Turbo Diesel | 2 | T53 | \$ Ea |
| | With Steel Bar & Winch - With Factory Turbo Diesel | 2 | T53H | \$ Ea |

| LEAF SPRINGS | | | | |
|--------------|----------------------------|---|-----------------|-------|
| | 0-300kg load | 1 | T44L-LH | \$ Ea |
| | 0-300kg load | 1 | T44L-RH | \$ Ea |
| | CONSTANT 300kg load | 1 | T44H-LH | \$ Ea |
| | CONSTANT 300kg load | 1 | T44H-RH | \$ Ea |
| | CONSTANT 500kg load | 1 | T44HM-LH | \$ Ea |
| | CONSTANT 500kg load | 1 | T44HM-RH | \$ Ea |

Note: 1 LEFT Hand and 1 RIGHT Hand side leaf spring pack should be ordered

| STEERING DAMPERS | | | | |
|------------------|-----------------------|---|-------------------|-------|
| | Heavy Duty Damper | 1 | EXT5001 | \$ Ea |
| | Return-to-Center | 1 | SS5001-P/S | \$ Ea |
| | SV 9 Stage Adjustable | 1 | SV5001 | \$ Ea |











TOYOTA


LANDCRUISER
60, 61, 62 SERIES
11/1980-1990



EST. LIFT FRONT: 50MM | REAR: 50MM





| FRONT | | | | |
|---|---------------------------|-----|-----------------|-------|
| CONTENT | DESCRIPTION | QTY | PART NO | RRP |
| FRONT INDIVIDUAL COMPONENTS | | | | |
|  | Urethane Shackle Bush kit | 1 | TDUK-012 | \$ Kt |
|  | U-Bolt kit | 2 | TDUB-019 | \$ Kt |
|  | Greaseable Shackle Kit | 1 | TDGS-348 | \$ Kt |
|  | Greaseable Pin Kit | 1 | TDGP-351 | \$ Kt |

| REAR | | | | |
|---|---------------------------|-----|-----------------|-------|
| CONTENT | DESCRIPTION | QTY | PART NO | RRP |
| REAR INDIVIDUAL COMPONENTS | | | | |
|  | Urethane Shackle Bush kit | 1 | TDUK-012 | \$ Kt |
|  | U-Bolt kit | 2 | TDUB-017 | \$ Kt |
|  | Greaseable Shackle Kit | 1 | TDGS-357 | \$ Kt |
|  | Greaseable Pin Kit | 1 | TDGP-351 | \$ Kt |

| OFFSET KING PINS | | | | |
|---|-------------|---|----------------|-------|
|  | 0.5 Degree | 1 | TAK-005 | \$ Ea |
| | 0.75 Degree | 1 | TAK-075 | \$ Ea |
| | 1.0 Degree | 1 | TAK-001 | \$ Ea |

| FRONT REPLACEMENT BUSHES (QTY PER SHOCK) | | | | |
|--|-------------------|---|-----------------|-------|
|  | Fits Top Pin | 2 | TW959 | \$ Ea |
|  | Fits Bottom Eying | 1 | ADJ00191 | \$ Ea |

| REAR REPLACEMENT BUSHES (QTY PER SHOCK) | | | | |
|--|--------------------------------------|---|-----------------|-------|
|  | Fits Top & Bottom Eying - #1382/1366 | 2 | 404702 | \$ Ea |
|  | Fits Top & Bottom Eying - #1350 | 2 | ADJ00191 | \$ Ea |



TOYOTA

LANDCRUISER
70 SERIES BUNDERA
11/1984-1991

EST. LIFT FRONT: 40MM | REAR: 40MM



| FRONT | | | | |
|--|----------------------------|---|----|--|
| FRONT SUSPENSION CHECK LIST | | | | |
| You need to order the following items for the front end of your vehicle. | | | | |
| | Shock Absorber | 2 | Ea | |
| | Coil Springs | 1 | Pr | |
| | Steering Damper (Optional) | 1 | Ea | |

| REAR | | | | |
|---|----------------|---|----|--|
| REAR SUSPENSION CHECK LIST | | | | |
| You need to order the following items for the rear end of your vehicle. | | | | |
| | Shock Absorber | 2 | Ea | |
| | Coil Springs | 1 | Pr | |

| CONTENT | DESCRIPTION | QTY | PART NO | RRP |
|----------------------------|-------------|-----|---------|-------|
| FOAM CELL - SHOCK ABSORBER | | | | |
| | OE Height | 2 | FC41005 | \$ Ea |
| | 50mm Lift | 2 | FC41007 | \$ Ea |

| CONTENT | DESCRIPTION | QTY | PART NO | RRP |
|----------------------------|-----------------|-----|---------|-------|
| FOAM CELL - SHOCK ABSORBER | | | | |
| | OE Height - RHS | 1 | FC43005 | \$ Ea |
| | OE Height - LHS | 1 | FC41107 | \$ Ea |
| | 40mm Lift - RHS | 1 | FC41350 | \$ Ea |
| | 40mm Lift - LHS | 1 | FC41108 | \$ Ea |

| COIL SPRINGS | | | | |
|--------------|-----------------|---|---------|-------|
| | Up to Steel Bar | 1 | TDC941L | \$ Pr |

| COIL SPRINGS | | | | |
|--------------|---------|---|---------|-------|
| | 0-300kg | 1 | TDC942L | \$ Pr |

| STEERING DAMPERS | | | | |
|------------------|-----------------------|---|------------|-------|
| | HD Steering Damper | 1 | EXT5001 | \$ Ea |
| | Return-to-Center | 1 | SS5001-P/S | \$ Ea |
| | SV 9 Stage Adjustable | 1 | SV5001 | \$ Ea |

| FRONT INDIVIDUAL COMPONENTS | | | | |
|-----------------------------|----------------------------------|---|----------|-------|
| | Bush Kit - Radius Rod to Chassis | 1 | TDUK-041 | \$ Kt |
| | Bush Kit - Radius Rod to Diff | 2 | TDUK-042 | \$ Kt |

| REAR INDIVIDUAL COMPONENTS | | | | |
|----------------------------|----------------------------------|---|----------|-------|
| | Bush Kit - Radius Rod to Chassis | 1 | TDUK-041 | \$ Kt |
| | Bush Kit - Radius Rod to Diff | 2 | TDUK-042 | \$ Kt |

| FRONT REPLACEMENT BUSHES (QTY PER SHOCK) | | | | |
|--|-----------------------|---|-------|-------|
| | Fits Top & Bottom Pin | 4 | TW959 | \$ Ea |

| REAR REPLACEMENT BUSHES (QTY PER SHOCK) | | | | |
|---|---|---|----------|-------|
| | Fits Bottom Eying - #1107 & #1108 | 2 | ADJ00191 | \$ Ea |
| | Fits Top Pin - #1107 & 1108 | 2 | TW959 | \$ Ea |
| | Fits Top & Bottom Eying - #3005 & #1350 | 2 | ADJ00191 | \$ Ea |



| FRONT | | | | |
|--|----------------------------|---|----|--|
| FRONT SUSPENSION CHECK LIST | | | | |
| You need to order the following items for the front end of your vehicle. | | | | |
| | Shock Absorber | 2 | Ea | |
| | Coil Springs | 1 | Pr | |
| | Steering Damper (Optional) | 1 | Ea | |

| REAR | | | | |
|---|---------------------------|---|-----|--|
| REAR SUSPENSION CHECK LIST | | | | |
| You need to order the following items for the rear end of your vehicle. | | | | |
| | Shock Absorber | 2 | Ea | |
| | Leaf Spring | 2 | Ea | |
| | Urethane Shackle bush kit | 1 | Kt | |
| | U-Bolt kit | 1 | Kit | |

| CONTENT | DESCRIPTION | QTY | PART NO | RRP |
|-----------------------------------|---|----------------|------------------|-------|
| FOAM CELL - SHOCK ABSORBER | | | | |
| | Up to 50mm Lift | 2 | FC41050 | \$ Ea |
| | 40MM ADJUSTABLE - SHOCK ABSORBER | | | |
| | Up to 50mm Lift | 2 | BM401050 | \$ Ea |
| | 45MM ADJUSTABLE - SHOCK ABSORBER | | | |
| | Only 50mm Lift | 2 | BMX1050/2 | \$ Ea |
| | RALPH - SHOCK ABSORBER | | | |
| Up to 50mm Lift | 2 | TDR1050 | \$ Ea | |

| CONTENT | DESCRIPTION | QTY | PART NO | RRP |
|-----------------------------------|---|----------------|------------------|-------|
| FOAM CELL - SHOCK ABSORBER | | | | |
| | 50mm Lift | 2 | FC41377 | \$ Ea |
| | 40MM ADJUSTABLE - SHOCK ABSORBER | | | |
| | 50mm Lift | 2 | BM401377 | \$ Ea |
| | 45MM ADJUSTABLE - SHOCK ABSORBER | | | |
| | 50mm Lift | 2 | BMX1377/2 | \$ Ea |
| | RALPH - SHOCK ABSORBER | | | |
| 50mm Lift | 2 | TDR1377 | \$ Ea | |

| COIL SPRINGS | | | | |
|--------------|------------------------|---|-----------------|-------|
| | Up to Steel Bar | 1 | TDC950SL | \$ Pr |
| | With Steel Bar & Winch | 1 | TDC950L | \$ Pr |

| LEAF SPRINGS | | | | |
|--------------|---------------------|---|----------------|-------|
| | 0-300kg load | 1 | T44L-LH | \$ Ea |
| | | 1 | T44L-RH | |
| | CONSTANT 300kg load | 1 | T44H-LH | \$ Ea |
| | | 1 | T44H-RH | |

Note: 1 LEFT Hand and 1 RIGHT Hand side leaf spring pack should be ordered

| STEERING DAMPERS | | | | |
|------------------|-----------------------|---|-------------------|-------|
| | HD Steering Damper | 1 | EXT5001 | \$ Ea |
| | Return-to-Center | 1 | SS5001-P/S | \$ Ea |
| | SV 9 Stage Adjustable | 1 | SV5001 | \$ Ea |

| REAR INDIVIDUAL COMPONENTS | | | | |
|----------------------------|---------------------------|---|-----------------|-------|
| | Urethane Shackle Bush kit | 1 | TDUK-012 | \$ Kt |
| | U-Bolt kit | 2 | TDUB-017 | \$ Kt |



TOYOTA

LANDCRUISER
70, 73, 74 SERIES
11/1984-1992

EST. LIFT FRONT: 50MM | REAR: 50MM



| FRONT | | | | |
|--|----------------------------|---|----|--|
| FRONT SUSPENSION CHECK LIST | | | | |
| You need to order the following items for the front end of your vehicle. | | | | |
| | Shock Absorber | 2 | Ea | |
| | Leaf Spring | 2 | Ea | |
| | Leaf Spring Fitment Kit | 1 | Kt | |
| | Offset King Pin (Optional) | 1 | Kt | |
| | Steering Damper (Optional) | 1 | Kt | |

| REAR | | | | |
|---|----------------------------|---|----|--|
| REAR SUSPENSION CHECK LIST | | | | |
| You need to order the following items for the rear end of your vehicle. | | | | |
| | Shock Absorber | 2 | Ea | |
| | Leaf Spring | 2 | Ea | |
| | Leaf Spring Fitment Kit | 1 | Kt | |
| | Offset King Pin (Optional) | 1 | Kt | |
| | Steering Damper (Optional) | 1 | Kt | |

| CONTENT | DESCRIPTION | QTY | PART NO | RRP | |
|-----------------------------------|---|-----|------------------|-------|--|
| FOAM CELL - SHOCK ABSORBER | | | | | |
| | OE Height | 2 | FC41113 | \$ Ea | |
| | 50mm Lift | 2 | FC41163 | | |
| | 40MM ADJUSTABLE - SHOCK ABSORBER | | | | |
| | OE Height | 2 | BM401113 | \$ Ea | |
| | 50mm Lift | 2 | BM401163 | | |
| | 45MM ADJUSTABLE - SHOCK ABSORBER | | | | |
| | 50mm Lift | 2 | BMX1163/2 | \$ Ea | |
| | RALPH - SHOCK ABSORBER | | | | |
| | 50mm Lift | 2 | TDR1163B | \$ Ea | |

| CONTENT | DESCRIPTION | QTY | PART NO | RRP | |
|-----------------------------------|---|-----|------------------|-------|--|
| FOAM CELL - SHOCK ABSORBER | | | | | |
| | OE Height | 2 | FC41350 | \$ Ea | |
| | 50mm Lift | 2 | FC41377 | | |
| | 40MM ADJUSTABLE - SHOCK ABSORBER | | | | |
| | OE Height | 2 | BM401350 | \$ Ea | |
| | 50mm Lift | 2 | BM401377 | | |
| | 45MM ADJUSTABLE - SHOCK ABSORBER | | | | |
| | 50mm Lift | 2 | BMX1377/2 | \$ Ea | |
| | RALPH - SHOCK ABSORBER | | | | |
| | 50mm Lift | 2 | TDR1377 | \$ Ea | |

| LEAF SPRINGS | | | | |
|--------------|-----------------|---|------------|-------|
| | Up to Steel Bar | 2 | T52 | \$ Ea |

| LEAF SPRINGS | | | | |
|--------------|---------------------|---|----------------|-------|
| | 0-300kg load | 1 | T44L-LH | \$ Ea |
| | | 1 | T44L-RH | |
| | CONSTANT 300kg load | 1 | T44H-LH | \$ Ea |
| | | 1 | T44H-RH | |

| LEAF SPRING FITMENT KIT | | | | | |
|-------------------------|---------------------------|---|-----------------|-------|----------|
| | Urethane Shackle bush kit | 1 | TDFK-030 | \$ Kt | |
| | U-Bolt kit | | | | TDUB-019 |
| | Greaseable Shackle kit | | | | TDGS-357 |
| | Greaseable Pin kit | | | | TDGP-351 |

| LEAF SPRING FITMENT KIT | | | | | |
|-------------------------|---------------------------|---|-----------------|-------|----------|
| | Urethane Shackle bush kit | 1 | TDFK-031 | \$ Kt | |
| | U-Bolt kit | | | | TDUB-017 |
| | Greaseable Shackle kit | | | | TDGS-357 |
| | Greaseable Pin kit | | | | TDGP-351 |

| STEERING DAMPERS | | | | |
|------------------|-----------------------|---|-------------------|-------|
| | Heavy Duty Damper | 1 | EXT5001 | \$ Ea |
| | Return-to-Center | 1 | SS5001-P/S | \$ Ea |
| | SV 9 Stage Adjustable | 1 | SV5001 | \$ Ea |







TOYOTA


**LANDCRUISER
70, 73, 74 SERIES
11/1984-1992**



EST. LIFT FRONT: 50MM | REAR: 50MM




| FRONT | | | | |
|---|---------------------------|-----|-----------------|-------|
| CONTENT | DESCRIPTION | QTY | PART NO | RRP |
| FRONT INDIVIDUAL COMPONENTS | | | | |
|  | Urethane Shackle Bush kit | 1 | TDUK-012 | \$ Kt |
|  | U-Bolt kit | 2 | TDUB-019 | \$ Kt |
|  | Greaseable Shackle kit | 1 | TDGS-357 | \$ Kt |
|  | Greaseable Pin kit | 1 | TDGP-351 | \$ Kt |

| REAR | | | | |
|---|---------------------------|-----|-----------------|-------|
| CONTENT | DESCRIPTION | QTY | PART NO | RRP |
| REAR INDIVIDUAL COMPONENTS | | | | |
|  | Urethane Shackle Bush kit | 1 | TDUK-012 | \$ Kt |
|  | U-Bolt kit | 2 | TDUB-017 | \$ Kt |
|  | Greaseable Shackle kit | 1 | TDGS-357 | \$ Kt |
|  | Greaseable Pin kit | 1 | TDGP-351 | \$ Kt |

| OFFSET KING PINS | | | | |
|--|-------------|---|----------------|-------|
|  | 0.5 Degree | 1 | TAK-005 | \$ Ea |
| | 0.75 Degree | 1 | TAK-075 | \$ Ea |
| | 1.0 Degree | 1 | TAK-001 | \$ Ea |

| FRONT REPLACEMENT BUSHES (QTY PER SHOCK) | | | | |
|--|--------------------|---|-----------------|-------|
|  | Front Top Pin | 2 | TW959 | \$ Ea |
|  | Front Bottom Eying | 1 | ADJ00191 | \$ Ea |

| REAR REPLACEMENT BUSHES (QTY PER SHOCK) | | | | |
|--|-------------------------|---|-----------------|-------|
|  | Rear Top & Bottom Eying | 2 | ADJ00191 | \$ Ea |



TOYOTA

LANDCRUISER
75 SERIES
11/1984-1999

EST. LIFT FRONT: 50MM | REAR: 50MM



| FRONT | | | |
|--|-----------------------------|---|----|
| FRONT SUSPENSION CHECK LIST | | | |
| You need to order the following items for the front end of your vehicle. | | | |
| | Shock Absorber | 2 | Ea |
| | Leaf Spring | 2 | Ea |
| | Leaf Spring Fitment Kit | 1 | Kt |
| | Offset King Pins (Optional) | 1 | Ea |
| | Steering Damper (Optional) | 1 | Ea |

| REAR | | | |
|--|---------------------------|---|----|
| REAR SUSPENSION CHECK LIST | | | |
| You need to order the following items for the front end of your vehicle. | | | |
| | Shock Absorber | 2 | Ea |
| | Leaf Spring | 2 | Ea |
| | Leaf Spring Fitment Kit | 1 | Kt |
| | Bellow Airbags (Optional) | 1 | Kt |

| CONTENT | DESCRIPTION | QTY | PART NO | KIT INC. | RRP | |
|-----------------------------------|---|-----|------------------|----------|-------|--|
| FOAM CELL - SHOCK ABSORBER | | | | | | |
| | OE Height | 2 | FC41113B | | \$ Ea | |
| | 50mm Lift - HZJ75 3/90-99 | 2 | FC41163B | | | |
| | 50mm Lift - All Except HZJ75 | 2 | FC41163 | | | |
| | 40MM ADJUSTABLE - SHOCK ABSORBER | | | | | |
| | 50mm Lift - All models | 2 | BM401163 | | \$ Ea | |
| | 45MM ADJUSTABLE - SHOCK ABSORBER | | | | | |
| | 50mm Lift - All models | 2 | BMX1163/2 | | \$ Ea | |
| | RALPH - SHOCK ABSORBER | | | | | |
| | 50mm Lift - All models | 2 | TDR1163B | | \$ Ea | |

| CONTENT | DESCRIPTION | QTY | PART NO | KIT INC. | RRP | |
|-----------------------------------|---|-----|------------------|----------|-------|--|
| FOAM CELL - SHOCK ABSORBER | | | | | | |
| | OE Height | 2 | FC41350 | | \$ Ea | |
| | 50mm Lift - All models | 2 | FC41377 | | \$ Ea | |
| | 40MM ADJUSTABLE - SHOCK ABSORBER | | | | | |
| | 50mm Lift - All models | 2 | BM401377 | | \$ Ea | |
| | 45MM ADJUSTABLE - SHOCK ABSORBER | | | | | |
| | 50mm Lift - All models | 2 | BMX1377/2 | | \$ Ea | |
| | RALPH - SHOCK ABSORBER | | | | | |
| | 50mm Lift - All models | 2 | TDR1377 | | \$ Ea | |

| LEAF SPRINGS | | | | | |
|--------------|---------------------------|---|-------------|--|-------|
| | Up to Steel Bar | 2 | T52 | | \$ Ea |
| | With Steel Bar & Winch | 2 | T52H | | \$ Ea |

| LEAF SPRINGS | | | | | |
|--------------|---------------------|---|-------------------|--|-------|
| | 0-300kg load | 1 | T51-LH | | \$ Ea |
| | | 1 | T51-RH | | \$ Ea |
| | CONSTANT 300kg load | 1 | FS751M-LH | | \$ Ea |
| | | 1 | FS751M-RH | | \$ Ea |
| | CONSTANT 500kg load | 1 | FS751HM-LH | | \$ Ea |
| | | 1 | FS751HM-RH | | \$ Ea |



TOYOTA





LANDCRUISER






75 SERIES




11/1984-1999


EST. LIFT FRONT: 50MM | REAR: 50MM




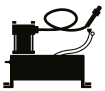
| FRONT | | | | |
|---|---------------------------|-----------------|----------|-------|
| CONTENT | DESCRIPTION | QTY | PART NO | RRP |
| LEAF SPRING FITMENT KIT | | | | |
|  | Urethane Shackle Bush kit | 1 | TDUK-012 | \$ Kt |
|  | U-Bolt kit | | TDUB-019 | |
|  | Greaseable Shackle kit | | TDGS-357 | |
|  | Greaseable Pin kit | | TDGP-351 | |
| | | TDFK-030 | | |





| REAR | | | | |
|---|---------------------------------------|-----------------|----------|-------|
| CONTENT | DESCRIPTION | QTY | PART NO | RRP |
| LEAF SPRING FITMENT KIT | | | | |
|  | Urethane Shackle Bush kit | 1 | TDUK-018 | \$ Kt |
|  | U-Bolt kit | | TDUB-017 | |
|  | Greaseable Shackle kit | | TDGS-357 | |
|  | Greaseable Pin kit | | TDGP-354 | |
|  | Brake Bias Bracket - Must be included | | TDSP-014 | |
| | | TDFK-033 | | |






| STEERING DAMPERS | | | | |
|--|-----------------------|---|-------------------|-------|
|  | Heavy Duty Damper | 1 | EXT5001 | \$ Ea |
|  | Return-to-Center | 1 | SS5001-P/S | \$ Ea |
|  | SV 9 Stage Adjustable | 1 | SV5001 | \$ Ea |



| AIR ASSIST - BELLOWS AIR BAGS | | | | |
|---|----------------------------------|---|-----------------|-------|
|  | Bellows Bag kit 50mm - 75mm Lift | 1 | TDAA-115 | \$ Kt |
| | Bellows Bag kit Standard | 1 | TDAA-121 | \$ Kt |
| Note: Separate Air Assist components can be viewed on page 14. | | | | |


| OFFSET KING PINS | | | | |
|--|-------------|---|----------------|-------|
|  | 0.5 Degree | 1 | TAK-005 | \$ Ea |
| | 0.75 Degree | 1 | TAK-075 | \$ Ea |
| | 1.0 Degree | 1 | TAK-001 | \$ Ea |

| AIR ASSIST - BELLOWS WIRELESS AIR SYSTEM | | | | |
|---|---|---|-----------------|-------|
|  | Wireless Air System Suits Bellows Airbags | 1 | TDAS-001 | \$ Kt |

| FRONT INDIVIDUAL COMPONENTS | | | | |
|---|---------------------------|---|-----------------|-------|
|  | Urethane Shackle Bush kit | 1 | TDUK-012 | \$ Kt |
|  | U-Bolt kit | 2 | TDUB-019 | \$ Kt |
|  | Greaseable Shackle kit | 1 | TDGS-357 | \$ Kt |
|  | Greaseable Pin kit | 1 | TDGP-351 | \$ Kt |

| REAR INDIVIDUAL COMPONENTS | | | | |
|---|---------------------------------------|---|-----------------|-------|
|  | Urethane Shackle Bush kit | 1 | TDUK-018 | \$ Kt |
|  | U-Bolt kit | 2 | TDUB-017 | \$ Kt |
|  | Greaseable Shackle kit | 1 | TDGS-357 | \$ Kt |
|  | Greaseable Pin kit | 1 | TDGP-354 | \$ Kt |
|  | Brake Bias Bracket - Must be included | 1 | TDSP-014 | \$ Ea |

| FRONT REPLACEMENT BUSHES (QTY PER SHOCK) | | | | |
|---|-------------------|---|-----------------|-------|
|  | Fits Top Pin | 2 | TW959 | \$ Ea |
|  | Fits Bottom Eying | 1 | ADJ00191 | \$ Ea |

| REAR REPLACEMENT BUSHES (QTY PER SHOCK) | | | | |
|---|-------------------------|---|-----------------|-------|
|  | Rear Top & Bottom Eying | 2 | ADJ00191 | \$ Ea |



TOYOTA

LANDCRUISER

76 SERIES

2007 ON

EST. LIFT FRONT: 50MM | REAR: 50MM



| FRONT | | | |
|--|------------------------------|---|----|
| FRONT SUSPENSION CHECK LIST | | | |
| You need to order the following items for the front end of your vehicle. | | | |
| | Shock Absorber | 2 | Ea |
| | Coil Springs | 1 | Pr |
| | Panhard Rod (Optional) | 1 | Ea |
| | Castor Correction (Optional) | 1 | Kt |
| | Steering Damper (Optional) | 1 | Ea |
| | Offset King Pin (Optional) | 1 | Ea |

| REAR | | | |
|---|----------------------------|---|----|
| REAR SUSPENSION CHECK LIST | | | |
| You need to order the following items for the rear end of your vehicle. | | | |
| | Shock Absorber | 2 | Ea |
| | Leaf Spring | 2 | Ea |
| | Urethane Shackle bushes | 1 | Kt |
| | U-Bolt kits | 2 | Kt |
| | Greaseable Shackle kit | 1 | Kt |
| | Greaseable Pin kit | 1 | Kt |
| | Bellows Airbags (Optional) | 1 | Kt |

| CONTENT | DESCRIPTION | QTY | PART NO | RRP |
|-----------------------------------|---|-----|------------------|-------|
| FOAM CELL - SHOCK ABSORBER | | | | |
| | Up to 50mm Lift | 2 | FC41050 | \$ Ea |
| | 40MM ADJUSTABLE - SHOCK ABSORBER | | | |
| | Up to 50mm Lift | 2 | BM401050 | \$ Ea |
| | 45MM ADJUSTABLE - SHOCK ABSORBER | | | |
| | Only 50mm Lift | 2 | BMX1050/2 | \$ Ea |
| RALPH - SHOCK ABSORBER | | | | |
| | Up to 50mm Lift | 2 | TDR1050 | \$ Ea |

| CONTENT | DESCRIPTION | QTY | PART NO | RRP |
|-----------------------------------|---|-----|------------------|-------|
| FOAM CELL - SHOCK ABSORBER | | | | |
| | Up to 50mm Lift | 2 | FC41377 | \$ Ea |
| | 40MM ADJUSTABLE - SHOCK ABSORBER | | | |
| | Up to 50mm Lift | 2 | BM401377 | \$ Ea |
| | 45MM ADJUSTABLE - SHOCK ABSORBER | | | |
| | Only 50mm Lift | 2 | BMX1377/2 | \$ Ea |
| RALPH - SHOCK ABSORBER | | | | |
| | Up to 50mm Lift | 2 | TDR1377 | \$ Ea |

| COIL SPRINGS | | | | |
|--------------|---------------------------------------|---|-----------------|-------|
| | OE Height - Up to Steel Bar | 1 | TDC950SL | \$ Pr |
| | 50mm Lift - Up to Steel Bar | 1 | TDC950L | \$ Pr |
| | 50mm Lift - With Steel Bar & Winch | 1 | TDC950HL | \$ Pr |

| LEAF SPRINGS | | | | |
|--------------|----------------------------|---|----------------|-------|
| | 0-300kg load | 2 | FS761 | \$ Ea |
| | CONSTANT 300kg load | 2 | FS761M | \$ Ea |
| | CONSTANT 500kg load | 2 | FS761HM | \$ Ea |

| STEERING DAMPERS | | | | |
|------------------|-----------------------|---|-------------------|-------|
| | HD Steering Damper | 1 | EXT5004 | \$ Ea |
| | Return-to-Center | 1 | SS5004-P/S | \$ Ea |
| | SV 9 Stage Adjustable | 1 | SV5004 | \$ Ea |



TOYOTA

LANDCRUISER

76 SERIES

2007 ON

EST. LIFT FRONT: 50MM | REAR: 50MM



| FRONT | | | | |
|--------------------------|-------------|-----|-------------------|-------|
| CONTENT | DESCRIPTION | QTY | PART NO | RRP |
| CASTOR CORRECTION | | | | |
| | 2 Degree | 1 | TDUK-054/2 | \$ Kt |
| | 3 Degree | 1 | TDUK-054/3 | \$ Kt |

| REAR | | | | |
|---|-----------------------------------|-----|-----------------|-------|
| CONTENT | DESCRIPTION | QTY | PART NO | RRP |
| AIR ASSIST - BELLOWS AIR BAGS | | | | |
| | Bellows Bag kit - OEM Height | 1 | TDAA-121 | \$ Kt |
| | Bellows Bag kit - Up to 50mm Lift | 1 | TDAA-115 | \$ Kt |
| Note: Separate Air Assist components can be viewed on page 14. | | | | |

| PANHARD RODS | | | | |
|--------------|------------|---|-----------------|-------|
| | Adjustable | 1 | TDPR-015 | \$ Ea |

| AIR ASSIST - BELLOWS WIRELESS AIR SYSTEM | | | | |
|--|---|---|-----------------|-------|
| | Wireless Air System Suits Bellows Airbags | 1 | TDAS-001 | \$ Kt |

| OFFSET KING PINS | | | | |
|------------------|-------------|---|-----------------|-------|
| | 0.5 Degree | 1 | TAK-8005 | \$ Ea |
| | 0.75 Degree | 1 | TAK-8075 | \$ Ea |
| | 1.0 Degree | 1 | TAK-8001 | \$ Ea |

| FRONT INDIVIDUAL COMPONENTS | | | | |
|-----------------------------|-----------------------------|---|---------------------|-------|
| | 30mm Urethane Spring spacer | 1 | TDUK-1961/30 | \$ Ea |
| | Swaybar Spacer kit | 1 | TDSP-013 | \$ Ea |
| Use if tailshaft contacts | | | | |
| | Swaybar 33mm | 1 | TDSB-007 | \$ Ea |

| REAR INDIVIDUAL COMPONENTS | | | | |
|--|--|---|--------------------|-------|
| | Urethane Shackle Bush kit - Pre 01/2017 | 1 | TDUK-048 | \$ Kt |
| Note: TDUK-048 OEM replacement bush kit Pre 1/17. All use when fitted TDGS-387/18 and TDGP-388. | | | | |
| | U-Bolt kit | 2 | TDUB-024 | \$ Kt |
| | Greaseable Shackle kit | 1 | TDGS-387/18 | \$ Kt |
| | Greaseable Pin kit | 1 | TDGP-388 | \$ Kt |
| | Urethane Shackle Bush kit - Post 1/2017 | 1 | TDUK-048/14 | \$ Kt |
| Note: TDUK-048/14 OEM replacement bush kit Post 1/2017 - Only. All when reusing OEM pins and shackle. | | | | |
| | Brake Bias Bracket - Suits Up to 01/2017 | 1 | TDSP-014 | \$ Kt |
| Note: TDSP-014 Must be fitted to all kits before 1/2017. | | | | |
| | Handbrake Relocation Bracket | 1 | TDSP-015 | \$ Kt |
| Note: TDSP-015 Must be fitted when using BMX/ TDR Shock in the rear. | | | | |

| FRONT REPLACEMENT BUSHES (QTY PER SHOCK) | | | | |
|--|-----------------------|---|--------------|-------|
| | Fits Top & Bottom Pin | 4 | TW957 | \$ Ea |

| REAR REPLACEMENT BUSHES (QTY PER SHOCK) | | | | |
|---|---------------------------|---|-----------------|-------|
| | Fits Top & Bottom Eyering | 2 | ADJ00191 | \$ Ea |



TOYOTA

LANDCRUISER

77 SERIES

1993-1999

EST. LIFT FRONT: 50MM | REAR: 50MM



| FRONT | | | | |
|--|----------------------------|---|----|--|
| FRONT SUSPENSION CHECK LIST | | | | |
| You need to order the following items for the front end of your vehicle. | | | | |
| | Shock Absorber | 2 | Ea | |
| | Leaf Spring | 2 | Ea | |
| | Leaf Spring Fitment Kit | 1 | Kt | |
| | Steering Damper (Optional) | 1 | Ea | |

| REAR | | | | |
|---|----------------------------|---|----|--|
| REAR SUSPENSION CHECK LIST | | | | |
| You need to order the following items for the rear end of your vehicle. | | | | |
| | Shock Absorber | 2 | Ea | |
| | Leaf Spring | 2 | Ea | |
| | Leaf Spring Fitment Kit | 1 | Kt | |
| | Steering Damper (Optional) | 1 | Ea | |

| CONTENT | DESCRIPTION | QTY | PART NO | RRP | |
|-----------------------------------|---|-----------------|------------------|-------|--|
| FOAM CELL - SHOCK ABSORBER | | | | | |
| | OE Height | 2 | FC41113B | \$ Ea | |
| | 50mm Lift | 2 | FC41163B | \$ Ea | |
| | 40MM ADJUSTABLE - SHOCK ABSORBER | | | | |
| | 50mm Lift | 2 | BM401163 | \$ Ea | |
| | 45MM ADJUSTABLE - SHOCK ABSORBER | | | | |
| | 50mm Lift | 2 | BMX1163/2 | \$ Ea | |
| | RALPH - SHOCK ABSORBER | | | | |
| 50mm Lift | 2 | TDR1163B | \$ Ea | | |

| CONTENT | DESCRIPTION | QTY | PART NO | RRP | |
|-----------------------------------|---|-----|------------------|-------|--|
| FOAM CELL - SHOCK ABSORBER | | | | | |
| | Up to 50mm Lift | 2 | FC41377 | \$ Ea | |
| | 40MM ADJUSTABLE - SHOCK ABSORBER | | | | |
| | Up to 50mm Lift | 2 | BM401377 | \$ Ea | |
| | 45MM ADJUSTABLE - SHOCK ABSORBER | | | | |
| | Only 50mm Lift | 2 | BMX1377/2 | \$ Ea | |
| | RALPH - SHOCK ABSORBER | | | | |
| | Up to 50mm Lift | 2 | TDR1377 | \$ Ea | |

| LEAF SPRINGS | | | | |
|--------------|------------------------|---|-------------|-------|
| | Up to Steel Bar | 2 | T52 | \$ Ea |
| | With Steel Bar & Winch | 2 | T52H | \$ Ea |

| LEAF SPRINGS | | | | |
|--------------|----------------------------|---|---------------|-------|
| | 0-300kg load | 2 | FS761 | \$ Ea |
| | CONSTANT 300kg load | 2 | FS761M | \$ Ea |

| LEAF SPRING FITMENT KIT | | | | | |
|-------------------------|---------------------------|---|-----------------|----------|-------|
| | Urethane Shackle Bush kit | 1 | TDFK-029 | TDUK-012 | \$ Kt |
| | U-Bolt kit | | | TDUB-019 | |
| | Greaseable Shackle kit | | | TDGS-348 | |
| | Greaseable Pin kit | | | TDGP-351 | |

| LEAF SPRING FITMENT KIT | | | | | |
|-------------------------|---------------------------|---|-----------------|----------|-------|
| | Urethane Shackle Bush kit | 1 | TDFK-034 | TDUK-018 | \$ Kt |
| | U-Bolt kit | | | TDUB-017 | |
| | Greaseable Shackle kit | | | TDGS-357 | |
| | Greaseable Pin kit | | | TDGP-354 | |

| STEERING DAMPERS | | | | |
|------------------|-----------------------|---|-------------------|-------|
| | Heavy Duty Damper | 1 | EXT5001 | \$ Ea |
| | Return-to-Center | 1 | SS5001-P/S | \$ Ea |
| | SV 9 Stage Adjustable | 1 | SV5001 | \$ Ea |



TOYOTA





LANDCRUISER





77 SERIES



1993-1999


EST. LIFT FRONT: 50MM | REAR: 50MM



| FRONT | | | | |
|---|---------------------------|-----|-----------------|-------|
| CONTENT | DESCRIPTION | QTY | PART NO | RRP |
| FRONT INDIVIDUAL COMPONENTS | | | | |
|  | Urethane Shackle Bush kit | 1 | TDUK-012 | \$ Kt |
|  | U-Bolt kit | 2 | TDUB-019 | \$ Kt |
|  | Greaseable Shackle kit | 1 | TDGS-348 | \$ Kt |
|  | Greaseable Pin kit | 1 | TDGP-351 | \$ Kt |

| REAR | | | | |
|---|---------------------------|-----|-----------------|-------|
| CONTENT | DESCRIPTION | QTY | PART NO | RRP |
| REAR INDIVIDUAL COMPONENTS | | | | |
|  | Urethane Shackle Bush kit | 1 | TDUK-018 | \$ Kt |
|  | U-Bolt kit | 2 | TDUB-017 | \$ Kt |
|  | Greaseable Shackle kit | 1 | TDGS-357 | \$ Kt |
|  | Greaseable Pin kit | 1 | TDGP-354 | \$ Kt |

| FRONT REPLACEMENT BUSHES (QTY PER SHOCK) | | | | |
|---|-------------------|---|-----------------|-------|
|  | Fits Top Pin | 2 | TW959 | \$ Ea |
|  | Fits Bottom Eying | 1 | ADJ00191 | \$ Ea |

| REAR REPLACEMENT BUSHES (QTY PER SHOCK) | | | | |
|---|-------------------------|---|-----------------|-------|
|  | Fits Top & Bottom Eying | 2 | ADJ00191 | \$ Ea |



TOYOTA
LANDCRUISER
78 SERIES (WITH COIL SPRING)
KZ78 (INTERNATIONAL)
EST. LIFT FRONT: 50MM | REAR: 50MM



| FRONT | | | | |
|--|----------------------------|---|----|--|
| FRONT SUSPENSION CHECK LIST | | | | |
| You need to order the following items for the front end of your vehicle. | | | | |
| | Shock Absorber | 2 | Ea | |
| | Coil Springs | 1 | Pr | |
| | Steering Damper (Optional) | 1 | Ea | |

| REAR | | | | |
|---|----------------|---|----|--|
| REAR SUSPENSION CHECK LIST | | | | |
| You need to order the following items for the rear end of your vehicle. | | | | |
| | Shock Absorber | 2 | Ea | |
| | Coil Springs | 1 | Pr | |

| CONTENT | DESCRIPTION | QTY | PART NO | RRP |
|-----------------------------------|---|-----|-----------------|-------|
| FOAM CELL - SHOCK ABSORBER | | | | |
| | 50mm Lift | 2 | FC41254 | \$ Ea |
| | 40MM ADJUSTABLE - SHOCK ABSORBER | | | |
| | 50mm Lift | 2 | BM401254 | \$ Ea |

| CONTENT | DESCRIPTION | QTY | PART NO | RRP |
|-----------------------------------|---|-----|-----------------|-------|
| FOAM CELL - SHOCK ABSORBER | | | | |
| | 50mm Lift | 2 | FC41255 | \$ Ea |
| | 40MM ADJUSTABLE - SHOCK ABSORBER | | | |
| | 50mm Lift | 2 | BM401255 | \$ Ea |

| COIL SPRINGS | | | | |
|--------------|------------------|---|-----------------|-------|
| | Up to Steel Bar | 1 | TDC960L | \$ Pr |
| | With Bar & Winch | 1 | TDC960HL | \$ Pr |

| COIL SPRINGS | | | | |
|--------------|----------------------------|---|-----------------|-------|
| | 0-300kg load | 1 | TDC961L | \$ Pr |
| | CONSTANT 300kg load | 1 | TDC961HL | \$ Pr |

| STEERING DAMPERS | | | | |
|------------------|-----------------------|---|-------------------|-------|
| | Heavy Duty Damper | 1 | EXT5001 | \$ Ea |
| | Return-to-Center | 1 | SS5001-P/S | \$ Ea |
| | SV 9 Stage Adjustable | 1 | SV5001 | \$ Ea |



THIS PAGE IS INTENTIONALLY BLANK



TOYOTA
LANDCRUISER
78, 79 SERIES (SINGLE CAB)
10/1999 ON
EST. LIFT FRONT: 50MM | REAR: 50MM



| FRONT | | | |
|--|------------------------------|---|----|
| FRONT SUSPENSION CHECK LIST | | | |
| You need to order the following items for the front end of your vehicle. | | | |
| | Shock Absorber | 2 | Ea |
| | Coil Springs | 1 | Pr |
| | Panhard Rod (Optional) | 1 | Ea |
| | Castor Correction (Optional) | 1 | Kt |
| | Steering Damper (Optional) | 1 | Ea |
| | Offset King Pin (Optional) | 1 | Ea |

| REAR | | | |
|---|---------------------------|---|----|
| REAR SUSPENSION CHECK LIST | | | |
| You need to order the following items for the rear end of your vehicle. | | | |
| | Shock Absorber | 2 | Ea |
| | Leaf Spring | 2 | Ea |
| | Urethane Shackle Bushes | 1 | Kt |
| | U-Bolts Kits | 1 | Kt |
| | Greaseable Shackle Kit | 1 | Kt |
| | Greaseable Pin Kit | 1 | Kt |
| | Bellow Airbags (Optional) | 1 | Kt |

| CONTENT | DESCRIPTION | QTY | PART NO | RRP |
|-----------------------------------|---|----------------|------------------|-------|
| FOAM CELL - SHOCK ABSORBER | | | | |
| | Up to 50mm Lift | 2 | FC41050 | \$ Ea |
| | 40MM ADJUSTABLE - SHOCK ABSORBER | | | |
| | Up to 50mm Lift | 2 | BM401050 | \$ Ea |
| | 45MM ADJUSTABLE - SHOCK ABSORBER | | | |
| | Only 50mm Lift | 2 | BMX1050/2 | \$ Ea |
| | RALPH - SHOCK ABSORBER | | | |
| Up to 50mm Lift | 2 | TDR1050 | \$ Ea | |

| CONTENT | DESCRIPTION | QTY | PART NO | RRP |
|-----------------------------------|---|----------------|------------------|-------|
| FOAM CELL - SHOCK ABSORBER | | | | |
| | Up to 50mm Lift | 2 | FC41377 | \$ Ea |
| | 40MM ADJUSTABLE - SHOCK ABSORBER | | | |
| | Up to 50mm Lift | 2 | BM401377 | \$ Ea |
| | 45MM ADJUSTABLE - SHOCK ABSORBER | | | |
| | Only 50mm Lift | 2 | BMX1377/2 | \$ Ea |
| | RALPH - SHOCK ABSORBER | | | |
| Up to 50mm Lift | 2 | TDR1377 | \$ Ea | |

| COIL SPRINGS | | | | |
|--------------|--|---|-----------------|-------|
| | OE Height - Up to Steel Bar | 1 | TDC950SL | \$ Pr |
| | 50mm Lift - Up to Steel Bar | 1 | TDC950L | \$ Pr |
| | 50mm Lift - With Steel Bar & Winch | 1 | TDC950HL | \$ Pr |

| LEAF SPRINGS | | | | |
|--------------|----------------------------|---|--------------------|-------|
| | 0-200kg load | 2 | BP-019 | \$ Ea |
| | CONSTANT 400kg load | 1 | FS781-LH | \$ Ea |
| | | 1 | FS781-RH | \$ Ea |
| | CONSTANT 600kg load | 1 | FS781HM-LH | \$ Ea |
| | | 1 | FS781HM-RH | \$ Ea |
| | CONSTANT 900kg load | 1 | FS781XHD-LH | \$ Ea |
| | | 1 | FS781XHD-RH | \$ Ea |

IF FS781XHD springs selected, then select 1 X TDSB-008 as well

| AIR ASSIST - BELLOWS AIR BAGS | | | | |
|-------------------------------|--------------------------------------|---|-----------------|-------|
| | Bellows Bag Kit - OEM Height | 1 | TDAA-121 | \$ Kt |
| | Bellows Bag Kit - Up to 50mm Lift | 1 | TDAA-115 | \$ Kt |

Note: Separate Air Assist components can be viewed on page 14.

| OFFSET KING PINS | | | | |
|------------------|-------------|---|-----------------|-------|
| | 0.5 Degree | 1 | TAK-8005 | \$ Ea |
| | 0.75 Degree | 1 | TAK-8075 | \$ Ea |
| | 1.0 Degree | 1 | TAK-8001 | \$ Ea |

| AIR ASSIST - BELLOWS WIRELESS AIR SYSTEM | | | | |
|--|--|---|-----------------|-------|
| | Wireless Air System Suits Bellows Airbags | 1 | TDAS-001 | \$ Kt |



TOYOTA
LANDCRUISER
78, 79 SERIES (SINGLE CAB)
10/1999 ON
EST. LIFT FRONT: 50MM | REAR: 50MM



| FRONT | | | | |
|--------------------------------------|-----------------------|-----|-------------------|-------|
| CONTENT | DESCRIPTION | QTY | PART NO | RRP |
| STEERING DAMPERS - 6 CYLINDER | | | | |
| | HD Steering Damper | 1 | EXT5001 | \$ Ea |
| | Return-to-Center | 1 | SS5001-P/S | \$ Ea |
| | SV 9 Stage Adjustable | 1 | SV5001 | \$ Ea |
| STEERING DAMPERS - V8 MODELS | | | | |
| | Heavy Duty damper | 1 | EXT5004 | \$ Ea |
| | Return-to-Center | 1 | SS5004-P/S | \$ Ea |
| | SV 9 Stage Adjustable | 1 | SV5004 | \$ Ea |

| REAR | | | | |
|---------|-------------|-----|---------|-----|
| CONTENT | DESCRIPTION | QTY | PART NO | RRP |

| SWAY BARS | | | | |
|-----------|---|---|-----------------|-------|
| | 33mm Sway Bar - V8 Vehicles only | 1 | TDSB-007 | \$ Ea |
| | 33mm Sway Bar - 6 Cylinder only | 1 | TDSB-011 | \$ Ea |
| | Front Sway Bar Spacer kit - if tailshaft contacts | 1 | TDSP-013 | \$ Ea |

| SWAY BARS | | | | |
|-----------|---|---|-----------------|-------|
| | Sway Bar - Fit with CONSTANT 900kg Springs | 1 | TDSB-008 | \$ Ea |
| | Sway Bar - Fit with CONSTANT 900kg Springs - 5 Star Ancap only 9/2016 - On | 1 | TDSB-012 | \$ Ea |

Note: Swaybar does not suit 6 Cylinder, only V8 Models.

| | | | | |
|--|----------------------------------|---|-----------------|-------|
| | Replacement Bush for Sway Bar | 1 | TDUK-033 | \$ Kt |
|--|----------------------------------|---|-----------------|-------|

| CASTOR CORRECTION | | | | |
|-------------------|----------|---|-------------------|-------|
| | 2 Degree | 1 | TDUK-054/2 | \$ Kt |
| | 3 Degree | 1 | TDUK-054/3 | \$ Kt |

| REAR INDIVIDUAL COMPONENTS | | | | |
|----------------------------|--|--|--|--|
|----------------------------|--|--|--|--|

| | | | | |
|--|---|---|--------------------|-------|
| | Urethane Shackle bush kit - Suit V8 with greaseable pins & shackles | 1 | TDUK-048 | \$ Kt |
| | U-Bolt kit (230mm long) | 2 | TDUB-024 | \$ Kt |
| | U-Bolt kit (290mm long) - use with FS781XHD | 2 | TDUB-038 | \$ Kt |
| | Greaseable Shackle kit | 1 | TDGS-387/18 | \$ Kt |
| | Greaseable Pin Kit | 1 | TDGP-388 | \$ Kt |
| | Brake bias bracket - Not req after 1/17 | 1 | TDSP-014 | \$ Ea |
| | Handbrake relocation bracket - Must be fitted with BMX OR TDR shocks | 1 | TDSP-015 | \$ Ea |
| | Urethane Shackle Bush kit - Suit Ute before 6/09, w/ standard pins & shackles | 1 | TDUK-048/14 | \$ Kt |
| | Urethane Shackle Bush kit - Suit T/Carrier before 6/09, w/ standard pins & shackles | 1 | TDUK-048/18 | \$ Kt |

| PANHARD RODS | | | | |
|--------------|-------------------------------------|---|-----------------|-------|
| | Adjustable - 6 Cylinder | 1 | TDPR-079 | \$ Ea |
| | Adjustable - V8 Up to 08/2016 | 1 | TDPR-015 | \$ Ea |
| | Adjustable - V8 09/2016 on | 1 | TDPR-006 | \$ Ea |
| | Adjustable - 6 Cylinder LHD Only | 1 | TDPR-019 | \$ Ea |
| | Adjustable - V8 LHD Only | 1 | TDPR-025 | \$ Ea |
| | Panhard rod replacement bushes | 1 | TDUK-043 | \$ Kt |

| FRONT REPLACEMENT BUSHES (QTY PER SHOCK) | | | | |
|--|--------------------------------|---|---------------------|-------|
| | Fits Top & Bottom Pin | 4 | TW957 | \$ Ea |
| | Urethane Spring Spacer 30mm | 1 | TDUK-1961/30 | \$ Ea |

| REAR REPLACEMENT BUSHES (QTY PER SHOCK) | | | | |
|---|----------------------------|---|-----------------|-------|
| | Fits Top & Bottom Eying | 2 | ADJ00191 | \$ Ea |

ALL PRICES EXCLUDE FREIGHT. INCLUDE ONLY PERMANENT ACCESSORIES & WEIGHTS WHEN SELECTING SPRINGS. TOWING WEIGHT IS NOT INCLUDED



TOYOTA
LANDCRUISER
78, 79 SERIES (DUAL CAB)
2012 ON
EST. LIFT FRONT: 50MM | REAR: 50MM



| FRONT | | | |
|--|------------------------------|---|----|
| FRONT SUSPENSION CHECK LIST | | | |
| You need to order the following items for the front end of your vehicle. | | | |
| | Shock Absorber | 2 | Ea |
| | Coil Springs | 1 | Pr |
| | Panhard Rod (Optional) | 1 | Ea |
| | Castor Correction (Optional) | 1 | Kt |
| | Steering Damper (Optional) | 1 | Ea |
| | Offset King Pin (Optional) | 1 | Ea |

| REAR | | | |
|---|---------------------------|---|----|
| REAR SUSPENSION CHECK LIST | | | |
| You need to order the following items for the rear end of your vehicle. | | | |
| | Shock Absorber | 2 | Ea |
| | Leaf Spring | 2 | Ea |
| | Urethane Shackle Bushes | 1 | Kt |
| | U-Bolts Kits | 1 | Kt |
| | Greaseable Shackle Kit | 1 | Kt |
| | Greaseable Pin Kit | 1 | Kt |
| | Bellow Airbags (Optional) | 1 | Kt |

| CONTENT | DESCRIPTION | QTY | PART NO | RRP |
|-----------------------------------|---|----------------|------------------|-------|
| FOAM CELL - SHOCK ABSORBER | | | | |
| | Up to 50mm Lift | 2 | FC41050 | \$ Ea |
| | 40MM ADJUSTABLE - SHOCK ABSORBER | | | |
| | Up to 50mm Lift | 2 | BM401050 | \$ Ea |
| | 45MM ADJUSTABLE - SHOCK ABSORBER | | | |
| | Only 50mm Lift | 2 | BMX1050/2 | \$ Ea |
| | RALPH - SHOCK ABSORBER | | | |
| 50mm Lift | 2 | TDR1050 | \$ Ea | |

| CONTENT | DESCRIPTION | QTY | PART NO | RRP |
|-----------------------------------|---|----------------|------------------|-------|
| FOAM CELL - SHOCK ABSORBER | | | | |
| | Up to 50mm Lift | 2 | FC41377 | \$ Ea |
| | 40MM ADJUSTABLE - SHOCK ABSORBER | | | |
| | Up to 50mm Lift | 2 | BM401377 | \$ Ea |
| | 45MM ADJUSTABLE - SHOCK ABSORBER | | | |
| | Only 50mm Lift | 2 | BMX1377/2 | \$ Ea |
| | RALPH - SHOCK ABSORBER | | | |
| 50mm Lift | 2 | TDR1377 | \$ Ea | |

| COIL SPRINGS | | | | |
|--------------|---------------------------------------|---|-----------------|-------|
| | OE Height - Up to Steel Bar | 1 | TDC950SL | \$ Pr |
| | 50mm Lift - Up to Steel Bar | 1 | TDC950L | \$ Pr |
| | 50mm Lift - With Steel Bar & Winch | 1 | TDC950HL | \$ Pr |



| LEAF SPRINGS | | | | |
|--|---------------------|---|--------------------|-------|
| | CONSTANT 300kg load | 1 | FS781-LH | \$ Ea |
| | | 1 | FS781-RH | \$ Ea |
| | CONSTANT 500kg load | 1 | FS781HM-LH | \$ Ea |
| | | 1 | FS781HM-RH | \$ Ea |
| | CONSTANT 800kg load | 1 | FS781XHD-LH | \$ Ea |
| | | 1 | FS781XHD-RH | \$ Ea |
| IF FS781XHD springs selected, then select 1 X TDSB-008 as well | | | | |



| STEERING DAMPERS - V8 MODELS | | | | |
|------------------------------|-----------------------|---|-------------------|-------|
| | Heavy Duty damper | 1 | EXT5004 | \$ Ea |
| | Return-to-Center | 1 | SS5004-P/S | \$ Ea |
| | SV 9 Stage Adjustable | 1 | SV5004 | \$ Ea |




TOYOTA
LANDCRUISER
78, 79 SERIES (DUAL CAB)
2012 ON
EST. LIFT FRONT: 50MM | REAR: 50MM





| FRONT | | | | |
|--|---|-----|-----------------|-------|
| CONTENT | DESCRIPTION | QTY | PART NO | RRP |
| SWAY BARS | | | | |
|  | 33mm Sway Bar - V8 Vehicles only | 1 | TDSB-007 | \$ Ea |
|  | Front Sway Bar Spacer kit - If tailshaft contacts | 1 | TDSP-013 | \$ Ea |




| REAR | | | | |
|---|---|-----|-----------------|-------|
| CONTENT | DESCRIPTION | QTY | PART NO | RRP |
| SWAY BARS | | | | |
|  | Sway Bar - Fit with CONSTANT 900kg Springs | 1 | TDSB-008 | \$ Ea |
|  | Replacement Bush for Sway Bar | 1 | TDUK-033 | \$ Kt |








| OFFSET KING PINS | | | | |
|--|-------------|---|-----------------|-------|
|  | 0.5 Degree | 1 | TAK-8005 | \$ Ea |
| | 0.75 Degree | 1 | TAK-8075 | \$ Ea |
| | 1.0 Degree | 1 | TAK-8001 | \$ Ea |



| AIR ASSIST - BELLOWS AIR BAGS | | | | |
|---|--------------------------------------|---|-----------------|-------|
|  | Bellows Bag Kit - OEM Height | 1 | TDAA-121 | \$ Kt |
| | Bellows Bag Kit - Up to 50mm Lift | 1 | TDAA-115 | \$ Kt |
| Note: Separate Air Assist components can be viewed on page 14. | | | | |


| CASTOR CORRECTION | | | | |
|---|----------|---|-------------------|-------|
|  | 2 Degree | 1 | TDUK-054/2 | \$ Kt |
| | 3 Degree | 1 | TDUK-054/3 | \$ Kt |

| AIR ASSIST - BELLOWS WIRELESS AIR SYSTEM | | | | |
|---|--|---|-----------------|-------|
|  | Wireless Air System Suits Bellows Airbags | 1 | TDAS-001 | \$ Kt |

| PANHARD RODS | | | | |
|---|-----------------------------------|---|-----------------|-------|
|  | Adjustable - V8 RHD Only | 1 | TDPR-015 | \$ Ea |
|  | Adjustable - V8 LHD Only | 1 | TDPR-025 | \$ Ea |
|  | Panhard Rod Replacement Bushes | 1 | TDUK-043 | \$ Kt |

| REAR INDIVIDUAL COMPONENTS | | | | |
|---|--|---|--------------------|-------|
|  | Urethane Shackle Bush kit - Suit V8 w/ greaseable pins & shackles | 1 | TDUK-048 | \$ Kt |
|  | U-Bolt kit (230mm long) | 2 | TDUB-024 | \$ Kt |
|  | U-Bolt kit (290mm long) - use with FS781XHD | 2 | TDUB-038 | \$ Kt |
|  | Greaseable Shackle kit | 1 | TDGS-387/18 | \$ Kt |
|  | Greaseable Pin Kit | 1 | TDGP-388 | \$ Kt |
|  | Brake bias bracket - Not req after 1/17 | 1 | TDSP-014 | \$ Ea |
|  | Handbrake Relocation Bracket - Fit with BMX OR TDR shocks | 1 | TDSP-015 | \$ Ea |

| FRONT REPLACEMENT BUSHES (QTY PER SHOCK) | | | | |
|--|--------------------------------|---|---------------------|-------|
|  | Fits Top & Bottom Pin | 4 | TW957 | \$ Ea |
|  | Urethane Spring Spacer 30mm | 1 | TDUK-1961/30 | \$ Ea |

| REAR REPLACEMENT BUSHES (QTY PER SHOCK) | | | | |
|---|----------------------------|---|-----------------|-------|
|  | Fits Top & Bottom Eying | 2 | ADJ00191 | \$ Ea |

FOR GVM UPGRADES, SEE PAGE 274

TOYOTA LANDCRUISER UTE 79 SERIES

V8 ENGINE ONLY, 2007 - 09/2022

FROM
3300 KG*

TO
3950 KG*



The 79 Series Ute continues to stand out from the pack with its indestructible design and unparalleled power. Give it the upgrade it needs to take you into uncharted territory with a Tough Dog GVM Upgrade!

WHAT YOU GET:

- **EXTRA PAYLOAD 650KG**
- **UPGRADED SUSPENSION**
- **IMPROVED HANDLING & LOAD CARRYING**

VEHICLE SPECIFICATIONS

| DESCRIPTION | ORIGINAL EQUIPMENT | TOUGH DOG |
|--------------------------------------|--------------------|---------------|
| FRONT AXLE RATING | 1480KG | 1540KG |
| REAR AXLE RATING | 2300KG | 2410KG |
| GROSS VEHICLE MASS (GVM) SINGLE CAB | 3400KG* | 3950KG |
| GROSS VEHICLE MASS (GVM) DUAL CAB | 3300KG | 3950KG |
| TOWING CAPACITY (BRAKED) | 3500KG | 3500KG |
| GROSS COMBINED MASS (GCM) SINGLE CAB | 6900KG* | 6900KG |
| GROSS COMBINED MASS (GCM) DUAL CAB | 6800KG | 6800KG |

• Payload increase is based on model variant.
 *09/2016 On

TOYOTA LANDCRUISER TROOPY 78 SERIES

V8 ENGINE ONLY, 2007 - 09/2022

FROM
3300KG

TO
3950KG



The LandCruiser is still the King off the road, and the 78 Series is built for one specific purpose; hard work. Take the proven capabilities of your workhorse to the next level, with a Tough Dog GVM Upgrade!

WHAT YOU GET:

- **EXTRA PAYLOAD 650KG**
- **UPGRADED SUSPENSION**
- **IMPROVED HANDLING & LOAD CARRYING**

VEHICLE SPECIFICATIONS

| DESCRIPTION | ORIGINAL EQUIPMENT | TOUGH DOG |
|---------------------------|--------------------|---------------|
| FRONT AXLE RATING | 1480KG | 1540KG |
| REAR AXLE RATING | 2300KG | 2410KG |
| GROSS VEHICLE MASS (GVM) | 3300KG | 3950KG |
| TOWING CAPACITY (BRAKED) | 3500KG | 3500KG |
| GROSS COMBINED MASS (GCM) | 6800KG | 6800KG |

• Payload increase is based on model variant.

TOYOTA LANDCRUISER UTE 79 SERIES

4.5L V8 ENGINE, 09/2022 ON
2.8L 4 cyl. ENGINE, 09/2023 ON

FROM
3510KG

UP TO
4200KG[†]



The 79 Series Ute continues to stand out from the pack with its indestructible design and unparalleled power. Give it the upgrade it needs to take you into uncharted territory with a Tough Dog GVM Upgrade!

WHAT YOU GET:

- **EXTRA PAYLOAD UP TO 690KG**
- **UPGRADED SUSPENSION**
- **IMPROVED HANDLING & LOAD CARRYING**

VEHICLE SPECIFICATIONS

| DESCRIPTION | ORIGINAL EQUIPMENT | TOUGH DOG |
|--------------------------------------|--------------------|------------------------------------|
| FRONT AXLE RATING | 1480KG | 1650KG |
| REAR AXLE RATING | 2300KG | 2430KG / 2550KG[†] |
| GROSS VEHICLE MASS (GVM) SINGLE CAB | 3510KG | 3950KG / 4200KG[†] |
| GROSS VEHICLE MASS (GVM) DUAL CAB | 3510KG | 3950KG / 4200KG[†] |
| TOWING CAPACITY (BRAKED) | 3500KG | 3500KG |
| GROSS COMBINED MASS (GCM) SINGLE CAB | 6900KG / 7010KG* | REFER OEM SPECS* |
| GROSS COMBINED MASS (GCM) DUAL CAB | 6800KG / 7010KG* | REFER OEM SPECS* |

Payload increase is based on model variant.
*Refer OEM Specifications for your vehicle's factory GCM
[†] a Minimum 'Tyre Load Rating Index' of 117 is required to achieve 4200KG GVM Upgrade.

TOYOTA LANDCRUISER TROOPY 78 SERIES

4.5L V8 ENGINE, 09/2022 ON
2.8L 4 cyl. ENGINE, 09/2023 ON

FROM
3510KG

TO
3950KG



The LandCruiser is still the King off the road, and the 78 Series is built for one specific purpose; hard work. Take the proven capabilities of your workhorse to the next level, with a Tough Dog GVM Upgrade!

WHAT YOU GET:

- **EXTRA PAYLOAD 440KG**
- **UPGRADED SUSPENSION**
- **IMPROVED HANDLING & LOAD CARRYING**

VEHICLE SPECIFICATIONS

| DESCRIPTION | ORIGINAL EQUIPMENT | TOUGH DOG |
|---------------------------|--------------------|-------------------------|
| FRONT AXLE RATING | 1480KG | 1650KG |
| REAR AXLE RATING | 2300KG | 2430KG |
| GROSS VEHICLE MASS (GVM) | 3510KG | 3950KG |
| TOWING CAPACITY (BRAKED) | 3500KG | 3500KG |
| GROSS COMBINED MASS (GCM) | 6800KG / 7010KG* | REFER OEM SPECS* |

Payload increase is based on model variant.
*Refer OEM Specifications for your vehicle's factory GCM



TOYOTA
LANDCRUISER
80 & 105 SERIES (2")
05/1990-2007
EST. LIFT FRONT: 50MM | REAR: 50MM



| FRONT | | | |
|--|------------------------------|---|----|
| FRONT SUSPENSION CHECK LIST | | | |
| You need to order the following items for the front end of your vehicle. | | | |
| | Shock Absorber | 2 | Ea |
| | Coil Springs | 1 | Pr |
| | Panhard Rod (Optional) | 1 | Ea |
| | Castor Correction (Optional) | 1 | Kt |
| | Steering Damper (Optional) | 1 | Ea |
| | Offset King Pin (Optional) | 1 | Ea |

| REAR | | | |
|---|--------------------------------|---|----|
| REAR SUSPENSION CHECK LIST | | | |
| You need to order the following items for the rear end of your vehicle. | | | |
| | Shock Absorber | 2 | Ea |
| | Coil Springs | 1 | Pr |
| | Panhard Rods (Optional) | 1 | Ea |
| | Coil Insert Airbags (Optional) | 1 | Kt |
| | | | |

| CONTENT | DESCRIPTION | QTY | PART NO | RRP |
|-----------------------------------|---|-----|------------------|-------|
| FOAM CELL - SHOCK ABSORBER | | | | |
| | Up to 50mm Lift | 2 | FC41002 | \$ Ea |
| | 40MM ADJUSTABLE - SHOCK ABSORBER | | | |
| | Up to 50mm Lift | 2 | BM401002 | \$ Ea |
| | 45MM ADJUSTABLE - SHOCK ABSORBER | | | |
| | Only 50mm Lift | 2 | BMX1002/2 | \$ Ea |
| | RALPH - SHOCK ABSORBER | | | |
| | Up to 50mm Lift | 2 | TDR1002B | \$ Ea |

| CONTENT | DESCRIPTION | QTY | PART NO | RRP |
|-----------------------------------|---|-----|------------------|-------|
| FOAM CELL - SHOCK ABSORBER | | | | |
| | Up to 50mm Lift | 2 | FC41111 | \$ Ea |
| | 40MM ADJUSTABLE - SHOCK ABSORBER | | | |
| | Up to 50mm Lift | 2 | BM401111 | \$ Ea |
| | 45MM ADJUSTABLE - SHOCK ABSORBER | | | |
| | Only 50mm Lift | 2 | BMX1111/2 | \$ Ea |
| | RALPH - SHOCK ABSORBER | | | |
| | Up to 50mm Lift | 2 | TDR1111 | \$ Ea |


| COIL SPRINGS - 25MM LIFT | | | | | |
|--|--|-----------------|------------------|-------|--|
| 03/1990-1991 80 Series | | | | | |
| | No Bar or Alloy Bar - Petrol | 1 | TDC943S | \$ Pr | |
| | Steel Bar - Diesel | 1 | TDC948L | \$ Pr | |
| | Steel Bar & Winch - Petrol or Diesel | 1 | TDC948HL | \$ Pr | |
| | COIL SPRINGS - 50MM LIFT | | | | |
| | 03/1990-1991 80 Series | | | | |
| | Steel Bar - Diesel | 1 | TDC943 | \$ Pr | |
| | Steel Bar & Winch - Petrol or Diesel | 1 | TDC943H | \$ Pr | |
| | COIL SPRINGS - 25MM LIFT | | | | |
| | 9/91-98 80 Series & 3/98-07 105 Series | | | | |
| | No Bar or Alloy Bar - Petrol | 1 | TDC948SL | \$ Pr | |
| | Steel Bar - Diesel | 1 | TDC948HSL | \$ Pr | |
| | Steel Bar & Winch - Petrol or Diesel | 1 | TDC948L | \$ Pr | |
| COIL SPRINGS - 50MM LIFT | | | | | |
| 9/91-98 80 Series & 3/98-07 105 Series | | | | | |
| No Bar or Alloy bar - 80 Series Only | 1 | TDC943S | \$ Pr | | |
| Steel Bar | 1 | TDC948L | \$ Pr | | |
| Steel Bar & Winch | 1 | TDC948HL | \$ Pr | | |
| Steel Bar, Winch & Dual Battery | 1 | TDC943H | \$ Pr | | |


| COIL SPRINGS - 25MM LIFT | | | | | |
|--|--|-----------------|------------------|-------|--|
| 03/1990-1991 80 Series | | | | | |
| | 0-300kg load | 1 | TDC945S | \$ Pr | |
| | CONSTANT 300kg load | 1 | TDC949L | \$ Pr | |
| | CONSTANT 500kg load | 1 | TDC949HL | \$ Pr | |
| | COIL SPRINGS - 50MM LIFT | | | | |
| | 03/1990-1991 80 Series | | | | |
| | 0-300kg load | 1 | TDC945 | \$ Pr | |
| | CONSTANT 300kg load | 1 | TDC945H | \$ Pr | |
| | COIL SPRINGS - 25MM LIFT | | | | |
| | 9/91-98 80 Series & 3/98-07 105 Series | | | | |
| | 0-300kg load | 1 | TDC949SL | \$ Pr | |
| | CONSTANT 300kg load | 1 | TDC949HSL | \$ Pr | |
| | CONSTANT 500kg load | 1 | TDC949L | \$ Pr | |
| COIL SPRINGS - 50MM LIFT | | | | | |
| 9/91-98 80 Series & 3/98-07 105 Series | | | | | |
| No Load | 1 | TDC945S | \$ Pr | | |
| 0-300kg load | 1 | TDC949L | \$ Pr | | |
| CONSTANT 300kg load | 1 | TDC949HL | \$ Pr | | |
| CONSTANT 500kg load | 1 | TDC945H | \$ Pr | | |





TOYOTA
LANDCRUISER
80 & 105 SERIES (2")
05/1990-2007
EST. LIFT FRONT: 50MM | REAR: 50MM








| FRONT | | | | |
|---|---------------------------------|-----|-------------------|-------|
| CONTENT | DESCRIPTION | QTY | PART NO | RRP |
| CASTOR CORRECTION | | | | |
|  | 2 Degree castor correction bush | 1 | TDUK-054/2 | \$ Kt |




| REAR | | | | |
|---|----------------------------------|-----|-----------------|-------|
| CONTENT | DESCRIPTION | QTY | PART NO | RRP |
| AIR ASSIST - COIL INSERT AIR BAGS | | | | |
|  | Coil Insert Bag Kit - OEM Height | 1 | TDAA-021 | \$ Kt |
| | Coil Insert Bag Kit - 25mm Lift | 1 | TDAA-010 | \$ Kt |
| | Coil Insert Bag Kit - 50mm Lift | 1 | TDAA-011 | \$ Kt |
| Note: Separate Air Assist components can be viewed on page 14. | | | | |



| OFFSET KING PINS | | | | |
|--|-------------|---|-----------------|-------|
|  | 0.5 Degree | 1 | TAK-8005 | \$ Ea |
| | 0.75 Degree | 1 | TAK-8075 | \$ Ea |
| | 1.0 Degree | 1 | TAK-8001 | \$ Ea |



| AIR ASSIST - COIL INSERT WIRELESS AIR SYSTEM | | | | |
|---|---|---|-----------------|-------|
|  | Wireless Air System Suits Coil Insert Airbags | 1 | TDAS-002 | \$ Kt |


| PANHARD RODS | | | | |
|---|----------------------|---|-----------------|-------|
|  | Adjustable - RHD | 1 | TDPR-006 | \$ Ea |
|  | Adjustable - LHD | 1 | TDPR-001 | \$ Ea |
|  | Panhard Rod Bush kit | 1 | TDUK-043 | \$ Kt |



| PANHARD RODS | | | | |
|---|----------------------|---|-----------------|-------|
|  | Adjustable | 1 | TDPR-007 | \$ Ea |
|  | Panhard Rod Bush kit | 1 | TDUK-047 | \$ Kt |

| STEERING DAMPERS | | | | |
|--|-----------------------|---|-------------------|-------|
|  | Heavy Duty | 1 | EXT5001 | \$ Ea |
|  | Return to Centre | 1 | SS5001-P/S | \$ Ea |
|  | SV 9 Stage Adjustable | 1 | SV5001 | \$ Ea |

| FRONT INDIVIDUAL COMPONENTS | | | | |
|---|--|---|---------------------|-------|
|  | Radius Rod to Chassis Bush kit | 1 | TDUK-044 | \$ Kt |
| | Radius Rod to Diff Bush kit | 1 | TDUK-050 | \$ Kt |
|  | 20mm Urethane Coil Spacer - 1 per coil | 1 | TDUK-1725/20 | \$ Ea |
| | 30mm Urethane Coil Spacer - 1 per coil | 1 | TDUK-1725/30 | \$ Ea |

| REAR INDIVIDUAL COMPONENTS | | | | |
|---|--|---|---------------------|-------|
|  | Trailing Arm Bush kit - Upper | 1 | TDUK-045 | \$ Kt |
| | Trailing Arm Bush kit - Lower | 1 | TDUK-046 | \$ Kt |
|  | 15mm Urethane Coil Spacer - 1 per Coil | 1 | TDUK-1724/15 | \$ Ea |
| | 30mm Urethane Coil Spacer - 1 per Coil | 1 | TDUK-1724/30 | \$ Ea |

| FRONT REPLACEMENT BUSHES (QTY PER SHOCK) | | | | |
|--|------------------------|---|--------------|-------|
|  | Fits Top & Bottom Pins | 4 | TW957 | \$ Ea |

| REAR REPLACEMENT BUSHES (QTY PER SHOCK) | | | | |
|---|-------------------|---|---------------|-------|
|  | Fits Top Pin | 2 | TW957 | \$ Ea |
|  | Fits Bottom Eying | 1 | 415024 | \$ Ea |



TOYOTA

LANDCRUISER
80 & 105 SERIES (3")
05/1990-2007

EST. LIFT FRONT: 75MM | REAR: 75MM



| FRONT | | | |
|--|----------------------------|---|----|
| FRONT SUSPENSION CHECK LIST | | | |
| You need to order the following items for the front end of your vehicle. | | | |
| | Shock Absorber | 2 | Ea |
| | Coil Springs | 1 | Pr |
| | Panhard Rod | 1 | Ea |
| | Castor Correction | 1 | Kt |
| | Steering Damper (Optional) | 1 | Ea |
| | Offset King Pin (Optional) | 1 | Ea |

| REAR | | | |
|---|----------------|---|----|
| REAR SUSPENSION CHECK LIST | | | |
| You need to order the following items for the rear end of your vehicle. | | | |
| | Shock Absorber | 2 | Ea |
| | Coil Springs | 1 | Pr |
| | Brake Hose Kit | 1 | Ea |
| | Panhard Rods | 1 | Ea |

| CONTENT | DESCRIPTION | QTY | PART NO | RRP |
|-----------------------------------|---|-----------------|------------------|-------|
| FOAM CELL - SHOCK ABSORBER | | | | |
| | 75mm / 3" Lift | 2 | FC41002 | \$ Ea |
| | 40MM ADJUSTABLE - SHOCK ABSORBER | | | |
| | 75mm / 3" Lift | 2 | BM401002 | \$ Ea |
| | 45MM ADJUSTABLE - SHOCK ABSORBER | | | |
| | 75mm / 3" Lift | 2 | BMX1002/2 | \$ Ea |
| | RALPH - SHOCK ABSORBER | | | |
| 75mm / 3" Lift | 2 | TDR1002B | \$ Ea | |

| CONTENT | DESCRIPTION | QTY | PART NO | RRP |
|-----------------------------------|---|----------------|------------------|-------|
| FOAM CELL - SHOCK ABSORBER | | | | |
| | 75mm / 3" Lift | 2 | FC41111 | \$ Ea |
| | 40MM ADJUSTABLE - SHOCK ABSORBER | | | |
| | 75mm / 3" Lift | 2 | BM401111 | \$ Ea |
| | 45MM ADJUSTABLE - SHOCK ABSORBER | | | |
| | 75mm / 3" Lift | 2 | BMX1111/2 | \$ Ea |
| | RALPH - SHOCK ABSORBER | | | |
| 75mm / 3" Lift | 2 | TDR1111 | \$ Ea | |

| COIL SPRINGS | | | | |
|--------------|---|---|-----------------|-------|
| | 75mm / 3" Lift with no bar or alloy bar | 1 | TDC943 | \$ Pr |
| | 75mm / 3" Lift with Steel bar | 1 | TDC948/3 | \$ Pr |
| | 75mm / 3" Lift with Steel bar & Winch | 1 | TDC943H | \$ Pr |

| COIL SPRINGS | | | | |
|--------------|---|---|-----------------|-------|
| | 75mm / 3" Lift 0-300kg load | 1 | TDC949/3 | \$ Pr |
| | 75mm / 3" Lift CONSTANT 300kg load | 1 | TDC945 | \$ Pr |
| | 75mm / 3" Lift CONSTANT 500kg load | 1 | TDC945H | \$ Pr |

| CASTOR CORRECTION | | | | |
|-------------------|----------------------------------|---|-------------------|-------|
| | 2 Deg Castor Correction Bush kit | 1 | TDUK-054/2 | \$ Kt |

| PANHARD RODS | | | | |
|--------------|----------------------|---|-----------------|-------|
| | Adjustable - RHD | 1 | TDPR-006 | \$ Ea |
| | Adjustable - LHD | 1 | TDPR-001 | \$ Ea |
| | Panhard Rod Bush kit | 1 | TDUK-043 | \$ Kt |


| PANHARD RODS | | | | |
|--------------|----------------------|---|-----------------|-------|
| | Adjustable | 1 | TDPR-007 | \$ Ea |
| | Panhard Rod Bush kit | 1 | TDUK-047 | \$ Kt |


| STEERING DAMPERS | | | | |
|------------------|-----------------------|---|-------------------|-------|
| | Heavy Duty | 1 | EXT5001 | \$ Ea |
| | Return-to-Center | 1 | SS5001-P/S | \$ Ea |
| | SV 9 Stage Adjustable | 1 | SV5001 | \$ Ea |







TOYOTA
LANDCRUISER
80 & 105 SERIES (3")
05/1990-2007
EST. LIFT FRONT: 75MM | REAR: 75MM






| FRONT | | | | |
|--|-------------|-----|-----------------|-------|
| CONTENT | DESCRIPTION | QTY | PART NO | RRP |
| OFFSET KING PINS | | | | |
|  | 0.5 Degree | 1 | TAK-8005 | \$ Ea |
| | 0.75 Degree | 1 | TAK-8075 | \$ Ea |
| | 1.0 Degree | 1 | TAK-8001 | \$ Ea |

| REAR | | | | | |
|---|---|-----------------|-----------------|-------|--|
| CONTENT | DESCRIPTION | QTY | PART NO | RRP | |
| BRAKE HOSE KITS - 80 & 105 SERIES NON ABS | | | | | |
|  | Rubber | 1 | TDBH-003 | \$ Ea | |
| | Braided | 1 | TDBH-197 | \$ Ea | |
| | BRAKE HOSE KITS - 80 SERIES ABS | | | | |
| | Rubber | 1 | TDBH-300 | \$ Ea | |
| | Braided | 1 | TDBH-200 | \$ Ea | |
| | BRAKE HOSE KITS - 105 SERIES ABS | | | | |
| Rubber | 1 | TDBH-398 | \$ Ea | | |
| Braided | 1 | TDBH-198 | \$ Ea | | |

| FRONT INDIVIDUAL COMPONENTS | | | | |
|--|--|---|---------------------|-------|
|  | Radius Rod to Chassis Bush kit | 1 | TDUK-044 | \$ Kt |
| | Radius Rod to Diff Bush kit | 1 | TDUK-050 | \$ Kt |
|  | 20mm Urethane Coil Spacer - 1 per coil | 1 | TDUK-1725/20 | \$ Ea |
| | 30mm Urethane Coil Spacer - 1 per coil | 1 | TDUK-1725/30 | \$ Ea |

| REAR INDIVIDUAL COMPONENTS | | | | |
|---|--|---|---------------------|-------|
|  | Trailing Arm Bush kit - Upper | 1 | TDUK-045 | \$ Kt |
| | Trailing Arm Bush kit - Lower | 1 | TDUK-046 | \$ Kt |
|  | 15mm Urethane Coil Spacer - 1 per Coil | 1 | TDUK-1724/15 | \$ Ea |
| | 30mm Urethane Coil Spacer - 1 per Coil | 1 | TDUK-1724/30 | \$ Ea |

| FRONT REPLACEMENT BUSHES (QTY PER SHOCK) | | | | |
|--|------------------------|---|--------------|-------|
|  | Fits Top & Bottom Pins | 4 | TW957 | \$ Ea |

| REAR REPLACEMENT BUSHES (QTY PER SHOCK) | | | | |
|---|-------------------|---|---------------|-------|
|  | Fits Top Pin | 2 | TW957 | \$ Ea |
|  | Fits Bottom Eying | 1 | 415024 | \$ Ea |



TOYOTA

LANDCRUISER
80 & 105 SERIES (4", 5", 6")
05/1990-2007

EST. LIFT FRONT: 100MM | REAR: 100MM



| FRONT | | | | |
|--|----------------------------|---|----|--|
| FRONT SUSPENSION CHECK LIST | | | | |
| You need to order the following items for the front end of your vehicle. | | | | |
| | Shock Absorber | 2 | Ea | |
| | Coil Springs | 1 | Pr | |
| | Panhard Rod | 1 | Ea | |
| | Castor Correction | 1 | Kt | |
| | Steering Damper (Optional) | 1 | Ea | |
| | Offset King Pin (Optional) | 1 | Ea | |

| REAR | | | | |
|---|----------------|---|----|--|
| REAR SUSPENSION CHECK LIST | | | | |
| You need to order the following items for the rear end of your vehicle. | | | | |
| | Shock Absorber | 2 | Ea | |
| | Coil Springs | 1 | Pr | |
| | Brake Hose Kit | 1 | Ea | |
| | Panhard Rods | 1 | Ea | |
| | | | | |

| CONTENT | DESCRIPTION | QTY | PART NO | RRP | |
|-----------------------------------|---|-----|------------------|-------|--|
| FOAM CELL - SHOCK ABSORBER | | | | | |
| | 100mm / 4" Lift | 2 | FC41002/4 | \$ Ea | |
| | 45MM ADJUSTABLE - SHOCK ABSORBER | | | | |
| | 100mm / 4" Lift | 2 | BMX1002/4 | \$ Ea | |
| | 125mm / 5" Lift | 2 | BMX1002/6 | \$ Ea | |
| | 150mm / 6" Lift | 2 | BMX1002/6 | \$ Ea | |

| CONTENT | DESCRIPTION | QTY | PART NO | RRP | |
|-----------------------------------|---|-----|------------------|-------|--|
| FOAM CELL - SHOCK ABSORBER | | | | | |
| | 50mm Lift | 2 | FC41111/4 | \$ Ea | |
| | 45MM ADJUSTABLE - SHOCK ABSORBER | | | | |
| | 100mm / 4" Lift | 2 | BMX1111/4 | \$ Ea | |
| | 125mm / 5" Lift | 2 | BMX1111/6 | \$ Ea | |
| | 150mm / 6" Lift | 2 | BMX1111/6 | \$ Ea | |

| COIL SPRINGS | | | | |
|--------------|--|---|------------------|-------|
| | 100mm / 4" Lift - Up to Steel Bar | 1 | TDC948/4 | \$ Pr |
| | 100mm / 4" Lift - Up to Steel Bar & Winch | 1 | TDC948/4H | \$ Pr |
| | 125mm / 5" Lift - Up to Steel bar | 1 | TDC948/5 | \$ Pr |
| | 125mm / 5" Lift - Up to Steel Bar & Winch | 1 | TDC948/5H | \$ Pr |
| | 150mm / 6" Lift - Up to Steel Bar | 1 | TDC948/6 | \$ Pr |
| | 150mm / 6" Lift - Up to Steel Bar & Winch | 1 | TDC948/6H | \$ Pr |

| COIL SPRINGS | | | | |
|--------------|---|---|------------------|-------|
| | 100mm / 4" Lift 0-300kg load | 1 | TDC949/4 | \$ Pr |
| | 100mm / 4" Lift CONSTANT 300kg load | 1 | TDC949/4H | \$ Pr |
| | 125mm / 5" Lift 0-300kg load | 1 | TDC949/5 | \$ Pr |
| | 125mm / 5" Lift CONSTANT 300kg load | 1 | TDC949/5H | \$ Pr |
| | 150mm / 6" Lift 0-300kg load | 1 | TDC949/6 | \$ Pr |
| | 150mm / 6" Lift CONSTANT 300kg load | 1 | TDC949/6H | \$ Pr |

| CASTOR CORRECTION | | | | |
|-------------------|---|---|-------------------|-------|
| | 100mm / 4" Lift 3 Deg Castor Correction bush | 1 | TDUK-054/3 | \$ Kt |
| | 125mm / 4" Lift & 150mm / 6" Lifts 5 Deg Castor Correction Plate | 1 | TDCP-006 | \$ Ea |

| PANHARD RODS | | | | |
|--------------|----------------------|---|-----------------|-------|
| | Adjustable - RHD | 1 | TDPR-006 | \$ Ea |
| | Adjustable - LHD | 1 | TDPR-001 | \$ Ea |
| | Panhard Rod Bush kit | 1 | TDUK-043 | \$ Kt |

| PANHARD RODS | | | | |
|--------------|----------------------|---|-----------------|-------|
| | Adjustable | 1 | TDPR-007 | \$ Ea |
| | Panhard Rod Bush kit | 1 | TDUK-047 | \$ Kt |

FITTING SHEET (LOCATED PAGE 320) MUST BE COMPLETED WHEN SUSPENSION FITTED. FAILURE TO COMPLY MAY AFFECT WARRANTY.







TOYOTA


LANDCRUISER
80 & 105 SERIES (4", 5", 6")
05/1990-2007


EST. LIFT FRONT: 100MM | REAR: 100MM







| FRONT | | | | |
|--|-----------------------------|-----|-------------------|-------|
| CONTENT | DESCRIPTION | QTY | PART NO | RRP |
| STEERING DAMPERS | | | | |
|  | Return-to-Center - RHD | 1 | SS5001-XHD | \$ Ea |
|  | Return-to-Center - LHD | 1 | SS5002-XHD | \$ Ea |
|  | SV 9 Stage Adjustable - RHD | 1 | SV5001/4 | \$ Ea |
|  | SV 9 Stage Adjustable - LHD | 1 | SV5002/4 | \$ Ea |


| REAR | | | | |
|---------|-------------|-----|---------|-----|
| CONTENT | DESCRIPTION | QTY | PART NO | RRP |



| OFFSET KING PINS | | | | |
|--|-------------|---|-----------------|-------|
|  | 0.5 Degree | 1 | TAK-8005 | \$ Ea |
| | 0.75 Degree | 1 | TAK-8075 | \$ Ea |
| | 1.0 Degree | 1 | TAK-8001 | \$ Ea |

| BRAKE HOSE KITS - 80 & 105 SERIES NON ABS | | | | | |
|---|---|-----------------|-----------------|-------|--|
|  | Rubber | 1 | TDBH-003 | \$ Ea | |
| | Braided | 1 | TDBH-197 | \$ Ea | |
| | BRAKE HOSE KITS - 80 SERIES ABS | | | | |
| | Rubber | 1 | TDBH-300 | \$ Ea | |
| | Braided | 1 | TDBH-200 | \$ Ea | |
| | BRAKE HOSE KITS - 105 SERIES ABS | | | | |
| Rubber | 1 | TDBH-398 | \$ Ea | | |
| Braided | 1 | TDBH-198 | \$ Ea | | |

| FRONT INDIVIDUAL COMPONENTS | | | | |
|---|--|---|---------------------|-------|
|  | Radius Rod to Chassis Bush kit | 1 | TDUK-044 | \$ Kt |
| | Radius Rod to Diff Bush kit | 1 | TDUK-050 | \$ Kt |
|  | 20mm Urethane Coil Spacer - 1 per Coil | 1 | TDUK-1725/20 | \$ Ea |
| | 30mm Urethane Coil Spacer - 1 per Coil | 1 | TDUK-1725/30 | \$ Ea |

| REAR INDIVIDUAL COMPONENTS | | | | |
|---|--|---|---------------------|-------|
|  | Trailing Arm Bush kit - Upper | 1 | TDUK-045 | \$ Kt |
| | Trailing Arm Bush kit - Lower | 1 | TDUK-046 | \$ Kt |
|  | 15mm Urethane Coil Spacer - 1 per Coil | 1 | TDUK-1724/15 | \$ Ea |
| | 30mm Urethane Coil Spacer - 1 per Coil | 1 | TDUK-1724/30 | \$ Ea |

| FRONT REPLACEMENT BUSHES (QTY PER SHOCK) | | | | |
|--|------------------------|---|--------------|-------|
|  | Fits Top & Bottom Pins | 4 | TW957 | \$ Ea |

| REAR REPLACEMENT BUSHES (QTY PER SHOCK) | | | | |
|---|-------------------|---|---------------|-------|
|  | Fits Top Pin | 2 | TW957 | \$ Ea |
|  | Fits Bottom Eying | 1 | 415024 | \$ Ea |



TOYOTA
LANDCRUISER
100 SERIES (IFS)
1998-2007
EST. LIFT FRONT: 25MM | REAR: 25MM



| FRONT | | | |
|--|-------------------------------|---|----|
| FRONT SUSPENSION CHECK LIST | | | |
| You need to order the following items for the front end of your vehicle. | | | |
| | Shock Absorber | 2 | Ea |
| | Torsion Bar | 1 | Pr |
| | Torsion Bar Strengthening Kit | 1 | Kt |

| REAR | | | |
|---|--------------------------------|---|----|
| REAR SUSPENSION CHECK LIST | | | |
| You need to order the following items for the rear end of your vehicle. | | | |
| | Shock Absorber | 2 | Ea |
| | Coil Springs | 1 | Pr |
| | Panhard Rods (Optional) | 1 | Ea |
| | Coil Insert Airbags (Optional) | 1 | Kt |

| CONTENT | DESCRIPTION | QTY | PART NO | RRP |
|----------------------------|------------------------|-----|----------------|-------|
| FOAM CELL - SHOCK ABSORBER | | | | |
| | Up to 25mm Lift | 2 | FC41103 | \$ Ea |
| | RALPH - SHOCK ABSORBER | | | |
| | Up to 25mm Lift | 2 | TDR1103 | \$ Ea |

| CONTENT | DESCRIPTION | QTY | PART NO | RRP |
|----------------------------|----------------------------------|-----|------------------|-------|
| FOAM CELL - SHOCK ABSORBER | | | | |
| | Up to 25mm Lift | 2 | FC41114 | \$ Ea |
| | 40MM ADJUSTABLE - SHOCK ABSORBER | | | |
| | Up to 25mm Lift | 2 | BM401114 | \$ Ea |
| | 45MM ADJUSTABLE - SHOCK ABSORBER | | | |
| | Up to 25mm Lift | 2 | BMX1114/2 | \$ Ea |
| | RALPH - SHOCK ABSORBER | | | |
| | Up to 25mm Lift | 2 | TDR1114 | \$ Ea |

| TORSION BAR | | | | |
|-------------|---|---|----------------------|-------|
| | 32mm/1160mm - Petrol models | 1 | 4WTB-1600 | \$ Pr |
| | 32mm/1210mm - Diesel models | 1 | 4WTB-1610 | \$ Pr |
| | Strengthening kit - Must be fitted when fitting new Torsion Bars | 1 | 4WTB-1610/BKT | \$ Kt |

| COIL SPRINGS | | | | |
|--------------|---|---|------------------|-------|
| | OE height 0-300kg load | 1 | TDC949HSL | \$ Pr |
| | 25mm Lift 0-300kg load | 1 | TDC949L | \$ Pr |
| | 25mm Lift CONSTANT 300kg load | 1 | TDC949HL | \$ Pr |

INSTALLATION NOTE

Torsion bars must only be adjusted so that the rim to guard measurements are **not more** than the measurements listed here.

Lifting the vehicle higher than the specified measurement will result in the failure of front end components, including shock failure.


For 16" Rim - 740mm
For 17" Rim - 753mm





TOYOTA
LANDCRUISER
100 SERIES (IFS)
1998-2007
EST. LIFT FRONT: 25MM | REAR: 25MM









| FRONT | | | | |
|---------|-------------|-----|---------|-----|
| CONTENT | DESCRIPTION | QTY | PART NO | RRP |




| REAR | | | | |
|---|-------------|-----|-----------------|-------|
| CONTENT | DESCRIPTION | QTY | PART NO | RRP |
| PANHARD RODS | | | | |
|  | Adjustable | 1 | TDPR-003 | \$ Ea |

| AIR ASSIST - COIL INSERT AIR BAGS | | | | |
|---|---------------------------------------|---|-----------------|-------|
|  | Coil Insert Bag Kit - OEM Height | 1 | TDAA-021 | \$ Kt |
| | Coil Insert Bag Kit - Up to 25mm Lift | 1 | TDAA-010 | \$ Kt |
| | Coil Insert Bag Kit - Up to 50mm Lift | 1 | TDAA-011 | \$ Kt |
| Note: Separate Air Assist components can be viewed on page 14. | | | | |

| AIR ASSIST - COIL INSERT WIRELESS AIR SYSTEM | | | | |
|---|---|---|-----------------|-------|
|  | Wireless Air System Suits Coil Insert Airbags | 1 | TDAS-002 | \$ Kt |

| REAR INDIVIDUAL COMPONENTS | | | | |
|---|-------------------------------|---|---------------------|-------|
|  | Trailing Arm Bush kit - Upper | 1 | TDUK-025 | \$ Kt |
| | Trailing Arm Bush kit - Lower | 1 | TDUK-026 | \$ Kt |
|  | Urethane Spring Spacer - 15mm | 1 | TDUK-1724/15 | \$ Ea |
| | Urethane Spring Spacer - 30mm | 1 | TDUK-1724/30 | \$ Ea |

| FRONT REPLACEMENT BUSHES (QTY PER SHOCK) | | | | |
|---|------------------------------------|---|-------------------|-------|
|  | Fits Bottom of Top Pin | 1 | 404454A | \$ Ea |
|  | Fits Top of Top Pin | 1 | 404454B | \$ Ea |
|  | Fits Bottom Eying - FC Shock only | 1 | TW040-14 | \$ Ea |
|  | Fits Bottom Eying - TDR Shock only | 1 | ADJ300/40A | \$ Ea |

| REAR REPLACEMENT BUSHES (QTY PER SHOCK) | | | | |
|---|------------------------|---|----------------|-------|
|  | Fits Bottom of Top Pin | 1 | 404454A | \$ Ea |
|  | Fits Top of Top Pin | 1 | 404454B | \$ Ea |
|  | Fits Bottom Eying | 1 | 415024 | \$ Ea |



TOYOTA

**LANDCRUISER
200 SERIES GX, GXL, VX**

11/2007 -2021

EST. LIFT FRONT: 40MM | REAR: 20MM



| FRONT | | | |
|--|----------------------|----|----|
| FRONT SUSPENSION CHECK LIST | | | |
| You need to order the following items for the front end of your vehicle. | | | |
| | Assembled struts | 2 | Ea |
| | OR | | |
| | Struts | 2 | Ea |
| | Coil Springs | 1 | Pr |
| | Strut Top (Optional) | 2 | Ea |
| Upper Control Arms (Optional) | 1 | Pr | |

| REAR | | | |
|---|-------------------------------|---|----|
| REAR SUSPENSION CHECK LIST | | | |
| You need to order the following items for the rear end of your vehicle. | | | |
| | Shock Absorber | 2 | Ea |
| | Coil Springs | 1 | Pr |
| | Panhard Rod (Optional) | 1 | Ea |
| | Swaybar (Optional) | 1 | Ea |
| | Coil Insert Airbag (Optional) | 1 | Kt |

| CONTENT | DESCRIPTION | QTY | PART NO | RRP | |
|---|---|----------------|-------------------|-------|--|
| ASSEMBLED STRUTS - FOAM CELL | | | | | |
| Assembled struts are made up of: 1 x Strut, 1 x Coil, 1 x Strut top | | | | | |
| | OE Height Up to Steel bar | 2 | TOY-200/10 | \$ Ea | |
| | OE Height With Steel Bar & Winch | 2 | TOY-200/15 | \$ Ea | |
| | 40mm Lift Up to Steel bar | 2 | TOY-200/04 | \$ Ea | |
| | 40mm Lift With Steel Bar & Winch | 2 | TOY-200/05 | \$ Ea | |
| ASSEMBLED STRUTS - 40MM ADJUSTABLE | | | | | |
| Assembled struts are made up of: 1 x Strut, 1 x Coil, 1 x Strut top | | | | | |
| | OE Height Up to Steel Bar | 2 | TOY-200/11 | \$ Ea | |
| | 40mm Lift Up to Steel Bar | 2 | TOY-200/01 | \$ Ea | |
| | 40mm Lift With Steel Bar & Winch | 2 | TOY-200/02 | \$ Ea | |
| | ASSEMBLED STRUTS - 45MM ADJUSTABLE | | | | |
| Assembled struts are made up of: 1 x Strut, 1 x Coil, 1 x Strut top | | | | | |
| | 25mm Lift Up to Steel Bar | 2 | TOY-200/12 | \$ Ea | |
| | 40mm Lift Up to Steel Bar | 2 | TOY-200/07 | \$ Ea | |
| | 40mm Lift With Steel Bar & Winch | 2 | TOY-200/08 | \$ Ea | |
| | ASSEMBLED STRUTS - RALPH | | | | |
| Assembled struts are made up of: 1 x Strut, 1 x Coil, 1 x Strut top | | | | | |
| | 25mm Lift Up to Steel Bar | 2 | TOY-200/18 | \$ Ea | |
| | 40mm Lift Up to Steel Bar | 2 | TOY-200/16 | \$ Ea | |
| | 40mm Lift With Steel Bar & Winch | 2 | TOY-200/17 | \$ Ea | |
| | STRUT - FOAM CELL | | | | |
| | Up to 40mm Lift | 2 | FC404900 | \$ Ea | |
| | STRUT - 40MM ADJUSTABLE | | | | |
| | Up to 40mm Lift | 2 | BM404900 | \$ Ea | |
| | STRUT - 45MM ADJUSTABLE | | | | |
| | Up to 40mm Lift | 2 | BMX454900 | \$ Ea | |
| STRUT - RALPH | | | | | |
| Up to 40mm Lift | 2 | TDR4900 | \$ Ea | | |
| 45mm Adjustable & Ralph Strut does not suit factory coils | | | | | |

| CONTENT | DESCRIPTION | QTY | PART NO | RRP |
|-----------------------------------|---|-----|------------------|-------|
| FOAM CELL - SHOCK ABSORBER | | | | |
| | Up to 20mm Lift | 2 | FC41114 | \$ Ea |
| | 40MM ADJUSTABLE - SHOCK ABSORBER | | | |
| | Up to 20mm Lift | 2 | BM401114 | \$ Ea |
| | 45MM ADJUSTABLE - SHOCK ABSORBER | | | |
| | Up to 20mm Lift | 2 | BMX1114/2 | \$ Ea |
| | RALPH - SHOCK ABSORBER | | | |
| | Up to 20mm Lift | 2 | TDR1114 | \$ Ea |

FITTING SHEET (LOCATED PAGE 320) MUST BE COMPLETED WHEN SUSPENSION FITTED. FAILURE TO COMPLY MAY AFFECT WARRANTY.



TOYOTA

LANDCRUISER


200 SERIES


11/2007 - 2021


GX, GXL, VX


EST. LIFT FRONT: 40MM | REAR: 20MM




| FRONT | | | | |
|--|---|-----|------------------|-------|
| CONTENT | DESCRIPTION | QTY | PART NO | RRP |
| COIL SPRINGS | | | | |
|  | OE Height Up to Steel Bar | 1 | TDC930SL | \$ Pr |
| | OE Height With Steel Bar & Winch | 1 | TDC930HSL | \$ Pr |
| | 40mm Lift Up to Steel Bar | 1 | TDC930L | \$ Pr |
| | 40mm Lift With Steel Bar & Winch | 1 | TDC930HL | \$ Pr |
| | 25mm Lift Up to Steel bar - BMX & RALPH | 1 | TDC932SL | \$ Pr |
| | 40mm Lift Up to Steel bar - BMX & RALPH | 1 | TDC932L | \$ Pr |
| | 40mm Lift with Steel bar - BMX & RALPH | 1 | TDC932HL | \$ Pr |


| REAR | | | | |
|---|---|-----|------------------|-------|
| CONTENT | DESCRIPTION | QTY | PART NO | RRP |
| COIL SPRINGS | | | | |
|  | OE Height 0-300kg load | 1 | TDC931SL | \$ Pr |
| | 20mm Lift 0-300kg load | 1 | TDC931L | \$ Pr |
| | 20mm Lift CONSTANT 300kg load | 1 | TDC931HL | \$ Pr |
| | 20mm Lift CONSTANT 500kg load | 1 | TDC931VHL | \$ Pr |



| UPPER CONTROL ARMS | | | | |
|--|--------------------|---|-----------------|-------|
|  | Upper Control Arms | 1 | TDCA-004 | \$ Pr |
| <p>Fitment of Tough Dog Upper Control arms to vehicles that have Lifts fitted greater than 50mm may suffer from premature ball joint failure due to droop lengths. The use of strut spacers may also affect the performance and longevity of the UCA ball joint due to the limitations of the spherical bearing housing being breached or bound at full suspension droop. There will be no warranty either expressed or implied if the vehicle is used out of legal driving conditions that will include, but is not limited to, jumping of the vehicle.</p> | | | | |


| AIR ASSIST - COIL INSERT AIR BAGS | | | | |
|--|------------------------------------|---|-----------------|-------|
|  | Coil Insert Bag kit - OE Height | 1 | TDAA-021 | \$ Kt |
| | Coil Insert Bag kit - 25mm Lift | 1 | TDAA-010 | \$ Kt |
| | Coil Insert Bag kit - 50mm Lift | 1 | TDAA-011 | \$ Kt |
| Note: Separate Air Assist components can be viewed on page 14. | | | | |



| UPPER CONTROL ARMS - REPLACEMENT COMPONENTS | | | | |
|---|---|---|-----------------|-------|
| | Bush Kit to fit one UCA - for TDCA-004 | 1 | TDSK-005 | \$ Kt |
| | Ball joint kit to fit one UCA - for TDCA-004 | 1 | TDSK-006 | \$ Kt |

| AIR ASSIST - COIL INSERT WIRELESS AIR SYSTEM | | | | |
|---|--|---|-----------------|-------|
|  | Wireless Air System Suits Coil Insert Airbags | 1 | TDAS-002 | \$ Kt |




| SWAY BAR | | | | |
|--|-----------------|---|-----------------|-------|
|  | Sway Bar (38mm) | 1 | TDSB-005 | \$ Ea |

| PANHARD ROD | | | | |
|---|--|---|-----------------|-------|
|  | Adjustable | 1 | TDPR-200 | \$ Ea |
|  | Rear Panhard Rod Replacement Bush kit | 1 | TDUK-032 | \$ Kt |

| FRONT INDIVIDUAL COMPONENTS | | | | |
|--|-----------|---|-----------------|-------|
|  | Strut Top | 2 | TOY-1020 | \$ Ea |

| REAR INDIVIDUAL COMPONENTS | | | | |
|--|--|---|-----------------|-------|
|  | 33mm H/D Sway Bar kit - non KDSS only | 1 | TDSB-006 | \$ Ea |
|  | Rear Coil spacer - KDSS models | 1 | TDUK-087 | \$ Kt |
| <p>Note: Due to the nature of the KDSS, models fitted with KDSS may experience a 10-15mm lean resulting in the right hand side of the vehicle being lower. Part number TDUK-087 can be fitted to the top of the right rear coil which will assist with this issue.</p> | | | | |

| FRONT REPLACEMENT BUSHES (QTY PER SHOCK) | | | | |
|---|--------------------|---|-----------------|-------|
|  | Front Bottom Eying | 1 | 4WAY-001 | \$ Ea |

| REAR REPLACEMENT BUSHES (QTY PER SHOCK) | | | | |
|---|--------------------|---|----------------|-------|
|  | Rear Top of Pin | 1 | 404454B | \$ Ea |
|  | Rear Bottom of Pin | 1 | 404454A | \$ Ea |
|  | Rear Bottom Eying | 1 | 415024 | \$ Ea |

FOR GVM UPGRADES, SEE PAGE 290

ALL PRICES EXCLUDE FREIGHT. INCLUDE ONLY PERMANENT ACCESSORIES & WEIGHTS WHEN SELECTING SPRINGS. TOWING WEIGHT IS NOT INCLUDED

WWW.TOUGHDOG.COM.AU | BUILD & BUY NOW!



TOYOTA

**LANDCRUISER
200 SERIES SAHARA**
11/2007 - 2021

EST. LIFT FRONT: 40MM | REAR: 20MM



| FRONT | | | |
|--|----------------------|----|----|
| FRONT SUSPENSION CHECK LIST | | | |
| You need to order the following items for the front end of your vehicle. | | | |
| | Assembled struts | 2 | Ea |
| | OR | | |
| | Struts | 2 | Ea |
| | Coil Springs | 1 | Pr |
| | Strut Top (Optional) | 2 | Ea |
| Upper Control Arms (Optional) | 1 | Pr | |

| REAR | | | |
|---|-------------------------------|---|----|
| REAR SUSPENSION CHECK LIST | | | |
| You need to order the following items for the rear end of your vehicle. | | | |
| | Shock Absorber | 2 | Ea |
| | Coil Springs | 1 | Pr |
| | Panhard Rod (Optional) | 1 | Ea |
| | Coil Insert Airbag (Optional) | 1 | Kt |

| CONTENT | DESCRIPTION | QTY | PART NO | RRP |
|---|---|-------------------|-------------------|-------|
| ASSEMBLED STRUTS - FOAM CELL | | | | |
| Assembled struts are made up of: 1 x Strut, 1 x Coil, 1 x Strut top | | | | |
| | Up to 40mm Lift - Sahara All Applications | 2 | TOY-200/05 | \$ Ea |
| | ASSEMBLED STRUTS - 40MM ADJUSTABLE | | | |
| | Assembled struts are made up of: 1 x Strut, 1 x Coil, 1 x Strut top | | | |
| | Up to 40mm Lift - Sahara All Applications | 2 | TOY-200/02 | \$ Ea |
| | ASSEMBLED STRUTS - 45MM ADJUSTABLE | | | |
| Assembled struts are made up of: 1 x Strut, 1 x Coil, 1 x Strut top | | | | |
| Up to 40mm Lift - Sahara All Applications | 2 | TOY-200/08 | \$ Ea | |
| ASSEMBLED STRUTS - RALPH | | | | |
| Assembled struts are made up of: 1 x Strut, 1 x Coil, 1 x Strut top | | | | |
| Up to 40mm Lift - Sahara All Applications | 2 | TOY-200/17 | \$ Ea | |

| CONTENT | DESCRIPTION | QTY | PART NO | RRP |
|-----------------------------------|---|----------------|------------------|-------|
| FOAM CELL - SHOCK ABSORBER | | | | |
| | Up to 20mm Lift | 2 | FC41114 | \$ Ea |
| | 40MM ADJUSTABLE - SHOCK ABSORBER | | | |
| | Up to 20mm Lift | 2 | BM401114 | \$ Ea |
| | 45MM ADJUSTABLE - SHOCK ABSORBER | | | |
| | Up to 20mm Lift | 2 | BMX1114/2 | \$ Ea |
| RALPH - SHOCK ABSORBER | | | | |
| Up to 20mm Lift | 2 | TDR1114 | \$ Ea | |

| STRUT - FOAM CELL | | | | |
|---|---|----------------|------------------|-------|
| | Up to 40mm Lift - Strut only/ No coil/ No strut top | 2 | FC404900 | \$ Ea |
| | STRUT - 40MM ADJUSTABLE | | | |
| | Up to 40mm Lift - Strut only/ No coil/ No strut top | 2 | BM404900 | \$ Ea |
| | STRUT - 45MM ADJUSTABLE | | | |
| | Up to 40mm Lift - Strut only/ No coil/ No strut top | 2 | BMX454900 | \$ Ea |
| STRUT - RALPH | | | | |
| Up to 40mm Lift - Strut only/ No coil/ No strut top | 2 | TDR4900 | \$ Ea | |





TOYOTA


**LANDCRUISER
200 SERIES SAHARA**
11/2007 - 2021


EST. LIFT FRONT: 40MM | REAR: 20MM




| FRONT | | | | |
|--|--|-----|-----------------|-------|
| CONTENT | DESCRIPTION | QTY | PART NO | RRP |
| COIL SPRINGS | | | | |
|  | OE Height - With Steel Bar & Winch with FC or BM shocks | 1 | TDC930L | \$ Pr |
| | OE Height - Up to Steel Bar with BMX or RALPH shocks | 1 | TDC932L | \$ Pr |
| | 40mm Lift - Up to Bar & Winch with FC or BM shocks | 1 | TDC930HL | \$ Pr |
| | 40mm Lift - Up to Bar & Winch with BMX or RALPH shocks | 1 | TDC932HL | \$ Pr |



| REAR | | | | |
|---|---|-----|------------------|-------|
| CONTENT | DESCRIPTION | QTY | PART NO | RRP |
| COIL SPRINGS | | | | |
|  | OE Height 0-300kg load | 1 | TDC931SL | \$ Pr |
| | 20mm Lift 0-300kg load | 1 | TDC931L | \$ Pr |
| | 20mm Lift CONSTANT 300kg load | 1 | TDC931HL | \$ Pr |
| | 20mm Lift CONSTANT 500kg load | 1 | TDC931VHL | \$ Pr |


| UPPER CONTROL ARMS | | | | |
|--|--------------------|---|-----------------|-------|
|  | Upper Control Arms | 1 | TDCA-004 | \$ Pr |
| <p>Fitment of Tough Dog Upper Control arms to vehicles that have Lifts fitted greater than 50mm may suffer from premature ball joint failure due to droop lengths. The use of strut spacers may also affect the performance and longevity of the UCA ball joint due to the limitations of the spherical bearing housing being breached or bound at full suspension droop. There will be no warranty either expressed or implied if the vehicle is used out of legal driving conditions that will include, but is not limited to, jumping of the vehicle.</p> | | | | |


| AIR ASSIST - COIL INSERT AIR BAGS | | | | |
|--|------------------------------------|---|-----------------|-------|
|  | Coil Insert Bag kit - OE Height | 1 | TDAA-021 | \$ Kt |
| | Coil Insert Bag kit - 25mm Lift | 1 | TDAA-010 | \$ Kt |
| | Coil Insert Bag kit - 50mm Lift | 1 | TDAA-011 | \$ Kt |
| Note: Separate Air Assist components can be viewed on page 14. | | | | |


| UPPER CONTROL ARMS - REPLACEMENT COMPONENTS | | | | |
|---|--|---|-----------------|-------|
| | Bush Kit to fit one UCA - for TDCA-004 | 1 | TDSK-005 | \$ Kt |
| | Ball joint kit to fit one UCA - for TDCA-004 | 1 | TDSK-006 | \$ Kt |




| AIR ASSIST - COIL INSERT WIRELESS AIR SYSTEM | | | | |
|---|--|---|-----------------|-------|
|  | Wireless Air System Suits Coil Insert Airbags | 1 | TDAS-002 | \$ Kt |

| PANHARD ROD | | | | |
|---|--|---|-----------------|-------|
|  | Adjustable | 1 | TDPR-200 | \$ Ea |
|  | Rear Panhard rod Replacement Bush kit | 1 | TDUK-032 | \$ Kt |

| FRONT INDIVIDUAL COMPONENTS | | | | |
|--|-----------|---|-----------------|-------|
|  | Strut Top | 2 | TOY-1020 | \$ Ea |

| REAR INDIVIDUAL COMPONENTS | | | | |
|--|-----------------------------------|---|-----------------|-------|
|  | Rear Coil Spacer - KDSS models | 1 | TDUK-087 | \$ Kt |
| <p>Note: Due to the nature of the KDSS, models fitted with KDSS may experience a 10-15mm lean resulting in the right hand side of the vehicle being lower. Part number TDUK-087 can be fitted to the top of the right rear coil which will assist with this issue.</p> | | | | |

| FRONT REPLACEMENT BUSHES (QTY PER SHOCK) | | | | |
|---|--------------------|---|-----------------|-------|
|  | Front Bottom Eying | 1 | 4WAY-001 | \$ Ea |

| REAR REPLACEMENT BUSHES (QTY PER SHOCK) | | | | |
|---|--------------------|---|----------------|-------|
|  | Rear Top of Pin | 1 | 404454B | \$ Ea |
|  | Rear Bottom of Pin | 1 | 404454A | \$ Ea |
|  | Rear Bottom Eying | 1 | 415024 | \$ Ea |

FOR GVM UPGRADES, SEE PAGE 291

ALL PRICES EXCLUDE FREIGHT. INCLUDE ONLY PERMANENT ACCESSORIES & WEIGHTS WHEN SELECTING SPRINGS. TOWING WEIGHT IS NOT INCLUDED

WWW.TOUGHDOG.COM.AU | **BUILD & BUY NOW!**

TOYOTA LANDCRUISER 200 SERIES

GX SERIES 2011 - 08/2014 & 08/2014 - 2021



FROM
3350 KG*

TO
3850 KG*

WHAT YOU GET:

- **EXTRA PAYLOAD UP TO 500KG**
- **UPGRADED SUSPENSION**
- **IMPROVED HANDLING & LOAD CARRYING**

VEHICLE SPECIFICATIONS

| DESCRIPTION | ORIGINAL EQUIPMENT | TOUGH DOG |
|---------------------------|--------------------|-----------------|
| FRONT AXLE RATING | 1700KG* | 1700KG* |
| REAR AXLE RATING | 1950KG | 2200KG |
| GROSS VEHICLE MASS (GVM) | 3350KG | 3850KG** |
| TOWING CAPACITY (BRAKED) | 3500KG | 3500KG |
| GROSS COMBINED MASS (GCM) | 6850KG | 6850KG |

• Payload increase is based on model variant.
 • *From 08/2014, **Pre 08/2014 GVM = 3830KG

TOYOTA LANDCRUISER 200 SERIES

GXL / VX / SAHARA SERIES 2007 - 08/2014 & 08/2014 - 2021



FROM
3350KG*

TO
3850KG*

WHAT YOU GET:

- **EXTRA PAYLOAD UP TO 500KG**
- **UPGRADED SUSPENSION**
- **IMPROVED HANDLING & LOAD CARRYING**

VEHICLE SPECIFICATIONS

| DESCRIPTION | ORIGINAL EQUIPMENT | TOUGH DOG |
|---------------------------|--------------------|-----------------|
| FRONT AXLE RATING | 1700KG* | 1700KG* |
| REAR AXLE RATING | 1950KG | 2200KG |
| GROSS VEHICLE MASS (GVM) | 3350KG | 3850KG** |
| TOWING CAPACITY (BRAKED) | 3500KG | 3500KG |
| GROSS COMBINED MASS (GCM) | 6850KG | 6850KG |

• Payload increase is based on model variant.
 • *From 08/2014, **Pre 08/2014 GVM = 3830KG



TOYOTA

**LANDCRUISER
300 SERIES
03/2021 ON**

VX, GXL, GX, SAHARA, SAHARA ZX

EST. LIFT FRONT: 50MM | REAR: 35MM



| FRONT | | | | |
|--|-------------------------------|---|----|--|
| FRONT SUSPENSION CHECK LIST | | | | |
| You need to order the following items for the front end of your vehicle. | | | | |
| | Assembled struts | 2 | Ea | |
| | OR | | | |
| | Struts | 2 | Ea | |
| | Coil Springs | 1 | Pr | |
| | Strut Top (Optional) | 2 | Ea | |
| | Upper Control Arms (Optional) | 1 | Pr | |

| REAR | | | | |
|---|-------------------------------|---|----|--|
| REAR SUSPENSION CHECK LIST | | | | |
| You need to order the following items for the rear end of your vehicle. | | | | |
| | Shock Absorber | 2 | Ea | |
| | Coil Springs | 1 | Pr | |
| | Sway bar bracket | 1 | Kt | |
| | Panhard Rod (Optional) | 1 | Ea | |
| | Coil Insert Airbag (Optional) | 1 | Kt | |

| CONTENT | DESCRIPTION | QTY | PART NO | RRP |
|---|---|----------------|------------------|-------|
| ASSEMBLED STRUTS - FOAM CELL | | | | |
| Assembled struts are made up of: 1 x Strut, 1 x Coil, 1 x Strut top | | | | |
| | OE Height - Up to Steel Bar & Winch | 2 | TOY-010 | \$ Ea |
| | 50mm Lift - No Accessories | 2 | TOY-003 | \$ Ea |
| | 50mm Lift - Up to Steel Bar & Winch | 2 | TOY-004 | \$ Ea |
| ASSEMBLED STRUTS - 40MM ADJUSTABLE | | | | |
| Assembled struts are made up of: 1 x Strut, 1 x Coil, 1 x Strut top | | | | |
| | OE Height - Up to Steel Bar & Winch | 2 | TOY-009 | \$ Ea |
| | 50mm Lift - No Accessories | 2 | TOY-001 | \$ Ea |
| | 50mm Lift - Up to Steel Bar & Winch | 2 | TOY-002 | \$ Ea |
| ASSEMBLED STRUTS - 45MM ADJUSTABLE | | | | |
| Assembled struts are made up of: 1 x Strut, 1 x Coil, 1 x Strut top | | | | |
| | 50mm Lift - No Accessories | 2 | TOY-005 | \$ Ea |
| | 50mm Lift - Up to Steel Bar & Winch | 2 | TOY-006 | \$ Ea |
| ASSEMBLED STRUTS - RALPH | | | | |
| Assembled struts are made up of: 1 x Strut, 1 x Coil, 1 x Strut top | | | | |
| | 50mm Lift - No Accessories | 2 | TOY-007 | \$ Ea |
| | 50mm Lift - Up to Steel Bar & Winch | 2 | TOY-008 | \$ Ea |
| STRUT - FOAM CELL | | | | |
| | Up to 50mm Lift - Strut Only/ No Coil/ No Strut top | 2 | FC404932 | \$ Ea |
| | STRUT - 40MM ADJUSTABLE | | | |
| | Up to 50mm Lift - Strut Only/ No Coil/ No Strut top | 2 | BM404932 | \$ Ea |
| | STRUT - 45MM ADJUSTABLE | | | |
| | Up to 50mm Lift - Strut Only/ No Coil/ No Strut top | 2 | BMX454932 | \$ Ea |
| STRUT - RALPH | | | | |
| Up to 50mm Lift - Strut Only/ No Coil/ No Strut top | 2 | TDR4932 | \$ Ea | |
| 45mm Adjustable & Ralph Strut does not suit factory coils | | | | |

| CONTENT | DESCRIPTION | QTY | PART NO | RRP |
|---|---|-----|-----------------|-------|
| FOAM CELL - SHOCK ABSORBER | | | | |
| | Up to 35mm Lift | 2 | FC43041 | \$ Ea |
| | 35mm Lift - For use with 500kg springs Only | 2 | FC43043 | \$ Ea |
| 40MM ADJUSTABLE - SHOCK ABSORBER | | | | |
| | Up to 35mm Lift | 2 | BM403041 | \$ Ea |
| | 45MM ADJUSTABLE - SHOCK ABSORBER | | | |
| | Up to 35mm Lift | 2 | BMX3041 | \$ Ea |
| | RALPH - SHOCK ABSORBER | | | |
| | Up to 35mm Lift | 2 | TDR3041 | \$ Ea |

PRODUCT COMPATIBILITY

The OEM Adaptive Variable Suspension system fitted to Sahara ZX models will be lost when the front and rear shocks have been replaced with Tough Dog Suspension.



TOYOTA

LANDCRUISER


300 SERIES


03/2021 ON


EST. LIFT FRONT: 50MM | REAR: 35MM


VX, GXL, GX, SAHARA, SAHARA ZX




| FRONT | | | | |
|--|--|-----|----------------|-------|
| CONTENT | DESCRIPTION | QTY | PART NO | RRP |
| COIL SPRINGS | | | | |
|  | OE Height with Bar/Winch - with FC or BM shocks | 1 | TDC1077 | \$ Pr |
| | 50mm Lift No Accessories - with FC or BM shocks | 1 | TDC1055 | \$ Pr |
| | 50mm Lift w/ Bar or Bar & Winch - with FC or BM shocks | 1 | TDC1056 | \$ Pr |
| | 50mm Lift No Accessories - Fits BMX & Ralph Struts only | 1 | TDC1057 | \$ Pr |
| | 50mm Lift w/ Bar or Bar & Winch - Fits BMX & Ralph Struts only | 1 | TDC1058 | \$ Pr |


| REAR | | | | |
|---|--------------------------------------|-----|----------------|-------|
| CONTENT | DESCRIPTION | QTY | PART NO | RRP |
| COIL SPRINGS | | | | |
|  | OE Height 0-300kg load | 1 | TDC1078 | \$ Pr |
| | 35mm Lift 0-300kg load | 1 | TDC1059 | \$ Pr |
| | 35mm Lift CONSTANT 300kg load | 1 | TDC1060 | \$ Pr |
| | 35mm Lift CONSTANT 500kg load | 1 | TDC1061 | \$ Pr |


| UPPER CONTROL ARMS | | | | |
|--|--------------------|---|-----------------|-------|
|  | Upper Control Arms | 1 | TDCA-011 | \$ Pr |
| <p>Fitment of Tough Dog Upper Control arms to vehicles that have Lifts fitted greater than 50mm may suffer from premature ball joint failure due to droop lengths. The use of strut spacers may also affect the performance and longevity of the UCA ball joint due to the limitations of the spherical bearing housing being breached or bound at full suspension droop. There will be no warranty either expressed or implied if the vehicle is used out of legal driving conditions that will include, but is not limited to, jumping of the vehicle.</p> | | | | |



| AIR ASSIST - COIL INSERT AIR BAGS | | | | |
|--|---------------------------------------|---|-----------------|-------|
|  | Coil Insert Bag Kit - OEM Height | 1 | TDAA-030 | \$ Kt |
| | Coil Insert Bag Kit - Up to 35mm Lift | 1 | TDAA-031 | \$ Kt |
| Note: Separate Air Assist components can be viewed on page 14. | | | | |


| UPPER CONTROL ARMS - REPLACEMENT COMPONENTS | | | | |
|---|--|---|-----------------|-------|
| | Bush Kit to fit one UCA - for TDCA-011 | 1 | TDSK-015 | \$ Ea |
| | Ball joint kit to fit one UCA - for TDCA-011 | 1 | TDSK-016 | \$ Ea |


| AIR ASSIST - COIL INSERT WIRELESS AIR SYSTEM | | | | |
|---|---|---|-----------------|-------|
|  | Wireless Air System Suits Coil Insert Airbags | 1 | TDAS-002 | \$ Kt |

| SWAY BAR | | | | |
|--|-----------------|---|-----------------|-------|
|  | Sway Bar (42mm) | 1 | TDSB-017 | \$ Ea |

| SWAY BAR | | | | |
|---|-----------------|---|-----------------|-------|
|  | Sway Bar (26mm) | 1 | TDSB-018 | \$ Ea |

| PANHARD ROD | | | | |
|---|---------------------------------------|---|-----------------|-------|
|  | Adjustable | 1 | TDPR-027 | \$ Ea |
|  | Rear Panhard Rod Replacement Bush kit | 1 | TDUK-032 | \$ Kt |

| FRONT INDIVIDUAL COMPONENTS | | | | |
|--|-----------|---|-----------------|-------|
|  | Strut Top | 2 | TOY-4932 | \$ Ea |

| REAR INDIVIDUAL COMPONENTS | | | | |
|---|-----------------------|---|-----------------|-------|
|  | Rear Sway Bar Bracket | 1 | TDSP-028 | \$ Kt |
| Note: Must be fitted with every Kit | | | | |

| FRONT REPLACEMENT BUSHES (QTY PER SHOCK) | | | | |
|---|----------------------|---|-----------------|-------|
|  | Replacement Bush kit | 1 | TDUK-057 | \$ Ea |

| REAR REPLACEMENT BUSHES (QTY PER SHOCK) | | | | |
|---|----------------------|---|-----------------|-------|
|  | Replacement Bush kit | 1 | TDUK-058 | \$ Ea |

FOR GVM UPGRADES, SEE PAGE 296

ALL PRICES EXCLUDE FREIGHT. INCLUDE ONLY PERMANENT ACCESSORIES & WEIGHTS WHEN SELECTING SPRINGS. TOWING WEIGHT IS NOT INCLUDED

WWW.TOUGHDOG.COM.AU | BUILD & BUY NOW!



TOYOTA

**LANDCRUISER
300 SERIES
03/2021 ON**

GR SPORT

EST. LIFT FRONT: 50MM | REAR: 35MM



| FRONT | | | | |
|--|-------------------------------|---|----|--|
| FRONT SUSPENSION CHECK LIST | | | | |
| You need to order the following items for the front end of your vehicle. | | | | |
| | Assembled struts | 2 | Ea | |
| | OR | | | |
| | Struts | 2 | Ea | |
| | Coil Springs | 1 | Pr | |
| | Strut Top (Optional) | 2 | Ea | |
| | Upper Control Arms (Optional) | 1 | Pr | |

| REAR | | | | |
|---|-------------------------------|---|----|--|
| REAR SUSPENSION CHECK LIST | | | | |
| You need to order the following items for the rear end of your vehicle. | | | | |
| | Shock Absorber | 2 | Ea | |
| | Coil Springs | 1 | Pr | |
| | Panhard Rod (Optional) | 1 | Ea | |
| | Coil Insert Airbag (Optional) | 1 | Kt | |

| CONTENT | DESCRIPTION | QTY | PART NO | RRP |
|---|---|----------------|------------------|-------|
| ASSEMBLED STRUTS - FOAM CELL | | | | |
| Assembled struts are made up of: 1 x Strut, 1 x Coil, 1 x Strut top | | | | |
| | OE Height - Up to Steel Bar & Winch | 2 | TOY-010 | \$ Ea |
| | 50mm Lift - No Accessories | 2 | TOY-003 | \$ Ea |
| | 50mm Lift - Up to Steel Bar & Winch | 2 | TOY-004 | \$ Ea |
| ASSEMBLED STRUTS - 40MM ADJUSTABLE | | | | |
| Assembled struts are made up of: 1 x Strut, 1 x Coil, 1 x Strut top | | | | |
| | OE Height - Up to Steel Bar & Winch | 2 | TOY-009 | \$ Ea |
| | 50mm Lift - No Accessories | 2 | TOY-001 | \$ Ea |
| | 50mm Lift - Up to Steel Bar & Winch | 2 | TOY-002 | \$ Ea |
| ASSEMBLED STRUTS - 45MM ADJUSTABLE | | | | |
| Assembled struts are made up of: 1 x Strut, 1 x Coil, 1 x Strut top | | | | |
| | 50mm Lift - No Accessories | 2 | TOY-005 | \$ Ea |
| | 50mm Lift - Up to Steel Bar & Winch | 2 | TOY-006 | \$ Ea |
| ASSEMBLED STRUTS - RALPH | | | | |
| Assembled struts are made up of: 1 x Strut, 1 x Coil, 1 x Strut top | | | | |
| | 50mm Lift - No Accessories | 2 | TOY-007 | \$ Ea |
| | 50mm Lift - Up to Steel Bar & Winch | 2 | TOY-008 | \$ Ea |
| STRUT - FOAM CELL | | | | |
| | Up to 50mm Lift - Strut Only/ No Coil/ No Strut top | 2 | FC404932 | \$ Ea |
| | STRUT - 40MM ADJUSTABLE | | | |
| | Up to 50mm Lift - Strut Only/ No Coil/ No Strut top | 2 | BM404932 | \$ Ea |
| | STRUT - 45MM ADJUSTABLE | | | |
| | Up to 50mm Lift - Strut Only/ No Coil/ No Strut top | 2 | BMX454932 | \$ Ea |
| STRUT - RALPH | | | | |
| Up to 50mm Lift - Strut Only/ No Coil/ No Strut top | 2 | TDR4932 | \$ Ea | |
| 45mm Adjustable & Ralph Strut does not suit factory coils | | | | |

| CONTENT | DESCRIPTION | QTY | PART NO | RRP |
|---|---|-----|-----------------|-------|
| FOAM CELL - SHOCK ABSORBER | | | | |
| | Up to 35mm Lift | 2 | FC43041 | \$ Ea |
| | 35mm Lift - For use with 500kg springs Only | 2 | FC43043 | \$ Ea |
| 40MM ADJUSTABLE - SHOCK ABSORBER | | | | |
| | Up to 35mm Lift | 2 | BM403041 | \$ Ea |
| | 45MM ADJUSTABLE - SHOCK ABSORBER | | | |
| | Up to 35mm Lift | 2 | BMX3041 | \$ Ea |
| | RALPH - SHOCK ABSORBER | | | |
| | Up to 35mm Lift | 2 | TDR3041 | \$ Ea |


PRODUCT COMPATIBILITY


The OEM Adaptive Variable Suspension system fitted to GR Sport models will be lost when the front and rear shocks have been replaced with Tough Dog Suspension.





TOYOTA
LANDCRUISER
300 SERIES **GR SPORT**
03/2021 ON
EST. LIFT FRONT: 50MM | REAR: 35MM




| FRONT | | | | |
|--|--|-----|----------------|-------|
| CONTENT | DESCRIPTION | QTY | PART NO | RRP |
| COIL SPRINGS | | | | |
|  | OE Height with Bar/Winch - with FC or BM shocks | 1 | TDC1077 | \$ Pr |
| | 50mm Lift No Accessories - with FC or BM shocks | 1 | TDC1055 | \$ Pr |
| | 50mm Lift w/ Bar or Bar & Winch - with FC or BM shocks | 1 | TDC1056 | \$ Pr |
| | 50mm Lift No Accessories - Fits BMX & Ralph Struts only | 1 | TDC1057 | \$ Pr |
| | 50mm Lift w/ Bar or Bar & Winch - Fits BMX & Ralph Struts only | 1 | TDC1058 | \$ Pr |



| REAR | | | | |
|---|--------------------------------------|-----|----------------|-------|
| CONTENT | DESCRIPTION | QTY | PART NO | RRP |
| COIL SPRINGS | | | | |
|  | OE Height 0-300kg load | 1 | TDC1078 | \$ Pr |
| | 35mm Lift 0-300kg load | 1 | TDC1059 | \$ Pr |
| | 35mm Lift CONSTANT 300kg load | 1 | TDC1060 | \$ Pr |
| | 35mm Lift CONSTANT 500kg load | 1 | TDC1061 | \$ Pr |


| UPPER CONTROL ARMS | | | | |
|--|--------------------|---|-----------------|-------|
|  | Upper Control Arms | 1 | TDCA-011 | \$ Pr |
| <p>Fitment of Tough Dog Upper Control arms to vehicles that have Lifts fitted greater than 50mm may suffer from premature ball joint failure due to droop lengths. The use of strut spacers may also affect the performance and longevity of the UCA ball joint due to the limitations of the spherical bearing housing being breached or bound at full suspension droop. There will be no warranty either expressed or implied if the vehicle is used out of legal driving conditions that will include, but is not limited to, jumping of the vehicle.</p> | | | | |

| AIR ASSIST - COIL INSERT AIR BAGS | | | | |
|--|---------------------------------------|---|-----------------|-------|
|  | Coil Insert Bag Kit - OEM Height | 1 | TDAA-030 | \$ Kt |
| | Coil Insert Bag Kit - Up to 35mm Lift | 1 | TDAA-031 | \$ Kt |
| Note: Separate Air Assist components can be viewed on page 14. | | | | |

| UPPER CONTROL ARMS - REPLACEMENT COMPONENTS | | | | |
|---|--|---|-----------------|-------|
| | Bush Kit to fit one UCA - for TDCA-011 | 1 | TDSK-015 | \$ Ea |
| | Ball joint kit to fit one UCA - for TDCA-011 | 1 | TDSK-016 | \$ Ea |

| AIR ASSIST - COIL INSERT WIRELESS AIR SYSTEM | | | | |
|---|---|---|-----------------|-------|
|  | Wireless Air System Suits Coil Insert Airbags | 1 | TDAS-002 | \$ Kt |

| PANHARD ROD | | | | |
|---|---------------------------------------|---|-----------------|-------|
|  | Adjustable | 1 | TDPR-027 | \$ Ea |
|  | Rear Panhard Rod Replacement Bush kit | 1 | TDUK-032 | \$ Kt |

| FRONT INDIVIDUAL COMPONENTS | | | | |
|--|-----------|---|-----------------|-------|
|  | Strut Top | 2 | TOY-4932 | \$ Ea |

| FRONT REPLACEMENT BUSHES (QTY PER SHOCK) | | | | |
|---|----------------------|---|-----------------|-------|
|  | Replacement Bush kit | 1 | TDUK-057 | \$ Ea |

| REAR REPLACEMENT BUSHES (QTY PER SHOCK) | | | | |
|---|----------------------|---|-----------------|-------|
|  | Replacement Bush kit | 1 | TDUK-058 | \$ Ea |

FOR GVM UPGRADES, SEE PAGE 296

ALL PRICES EXCLUDE FREIGHT. INCLUDE ONLY PERMANENT ACCESSORIES & WEIGHTS WHEN SELECTING SPRINGS. TOWING WEIGHT IS NOT INCLUDED

WWW.TOUGHDOG.COM.AU | BUILD & BUY NOW!

TOYOTA LANDCRUISER 300 SERIES

GX / GXL / VX / SAHARA / SAHARA ZX / GR SPORT - 07/21 ON

FROM
3280KG*

TO
4139KG*



WHAT YOU GET:

- **EXTRA PAYLOAD UP TO 859KG**
- **UPGRADED SUSPENSION**
- **IMPROVED HANDLING & LOAD CARRYING**

VEHICLE SPECIFICATIONS

| DESCRIPTION | ORIGINAL EQUIPMENT | TOUGH DOG |
|---------------------------|--------------------|---------------|
| FRONT AXLE RATING | 1630KG | 1900KG |
| REAR AXLE RATING | 1930KG | 2239KG |
| GROSS VEHICLE MASS (GVM) | 3280KG | 4139KG |
| TOWING CAPACITY (BRAKED) | 3500KG | 3500KG |
| GROSS COMBINED MASS (GCM) | 6750KG | 6750KG |

* Payload increase is based on model variant.

THIS PAGE IS INTENTIONALLY BLANK



TOYOTA

**PRADO
95 SERIES
07/1996-2003**

EST. LIFT FRONT: 40MM | REAR: 40MM



| FRONT | | | |
|--|----------------------|---|----|
| FRONT SUSPENSION CHECK LIST | | | |
| You need to order the following items for the front end of your vehicle. | | | |
| | Assembled struts | 2 | Ea |
| | OR | | |
| | Struts | 2 | Ea |
| | Coil Springs | 1 | Pr |
| | Strut Top (Optional) | 2 | Ea |

| REAR | | | |
|---|----------------|---|----|
| REAR SUSPENSION CHECK LIST | | | |
| You need to order the following items for the rear end of your vehicle. | | | |
| | Shock Absorber | 2 | Ea |
| | Coil Springs | 1 | Pr |

| CONTENT | DESCRIPTION | QTY | PART NO | RRP | |
|---|---|----------------------|----------------------|-------|--|
| ASSEMBLED STRUTS - FOAM CELL | | | | | |
| Assembled struts are made up of: 1 x Strut, 1 x Coil, 1 x Strut top | | | | | |
| | OE Height - Up to Steel Bar | 1 | TOY-095/05-LH | \$ Ea | |
| | | 1 | TOY-095/05-RH | | |
| | 40mm Lift - Up to Steel Bar | 1 | TOY-095/03-LH | \$ Ea | |
| | | 1 | TOY-095/03-RH | | |
| | 40mm Lift - with Steel Bar & Winch | 1 | TOY-095/04-LH | \$ Ea | |
| | | 1 | TOY-095/04-RH | | |
| | ASSEMBLED STRUTS - 40MM ADJUSTABLE | | | | |
| | Assembled struts are made up of: 1 x Strut, 1 x Coil, 1 x Strut top | | | | |
| | OE Height - Up to Steel Bar | 1 | TOY-095/06-LH | \$ Ea | |
| | | 1 | TOY-095/06-RH | | |
| | 40mm Lift - Up to Steel Bar | 1 | TOY-095/01-LH | \$ Ea | |
| | | 1 | TOY-095/01-RH | | |
| 40mm Lift - with Steel Bar & Winch | 1 | TOY-095/02-LH | \$ Ea | | |
| | 1 | TOY-095/02-RH | | | |

| CONTENT | DESCRIPTION | QTY | PART NO | RRP | |
|-----------------------------------|---|-----|-----------------|-------|--|
| FOAM CELL - SHOCK ABSORBER | | | | | |
| | OE Height | 2 | FC41108 | \$ Ea | |
| | 40mm Lift | 2 | FC41113 | \$ Ea | |
| | 40MM ADJUSTABLE - SHOCK ABSORBER | | | | |
| | OE Height | 2 | BM401108 | \$ Ea | |
| | 40mm Lift | 2 | BM401113 | \$ Ea | |

| STRUT - FOAM CELL | | | | |
|-------------------|---|---|-----------------|-------|
| | Up to 40mm Lift - Strut Only/ No Coil/ No Strut top | 2 | FC404100 | \$ Ea |
| | STRUT - 40MM ADJUSTABLE | | | |
| | Up to 40mm Lift - Strut Only/ No Coil/ No Strut top | 2 | BM404100 | \$ Ea |





TOYOTA


**PRADO
95 SERIES
07/1996-2003**


EST. LIFT FRONT: 40MM | REAR: 40MM





| FRONT | | | | |
|--|--|-----|----------------|-------|
| CONTENT | DESCRIPTION | QTY | PART NO | RRP |
| COIL SPRINGS | | | | |
|  | OE height - Up to Steel Bar | 1 | TDC971S | \$ Pr |
| | 40mm Lift - Up to Steel Bar | 1 | TDC971 | \$ Pr |
| | 40mm Lift - with Steel Bar & Winch | 1 | TDC971H | \$ Pr |

| REAR | | | | |
|---|---|-----|----------------|-------|
| CONTENT | DESCRIPTION | QTY | PART NO | RRP |
| COIL SPRINGS | | | | |
|  | 25mm Lift 0-300kg load | 1 | TDC973S | \$ Pr |
| | 40mm Lift 0-300kg load | 1 | TDC973 | \$ Pr |
| | 40mm Lift CONSTANT 300kg load | 1 | TDC973H | \$ Pr |

| FRONT INDIVIDUAL COMPONENTS | | | | |
|--|-----------|---|-----------------|-------|
|  | Strut Top | 2 | TOY-1081 | \$ Ea |

| FRONT REPLACEMENT BUSHES (QTY PER SHOCK) | | | | |
|---|-------------------|---|-------------------|-------|
|  | Fits Bottom Eying | 1 | ADJ300/40A | \$ Ea |

| REAR REPLACEMENT BUSHES (QTY PER SHOCK) | | | | |
|---|-------------------|---|-----------------|-------|
|  | Fits Top Pin | 2 | TW959 | \$ Ea |
|  | Fits Bottom Eying | 1 | ADJ00191 | \$ Ea |



TOYOTA

**PRADO
120 SERIES
02/2003-2010**

EST. LIFT FRONT: 40MM | REAR: 40MM



| FRONT | | | |
|--|----------------------|----|----|
| FRONT SUSPENSION CHECK LIST | | | |
| You need to order the following items for the front end of your vehicle. | | | |
| | Assembled struts | 2 | Ea |
| | OR | | |
| | Struts | 2 | Ea |
| | Coil Springs | 1 | Pr |
| | Strut Top (Optional) | 1 | Ea |
| Upper Control Arms (Optional) | 1 | Pr | |

| REAR | | | |
|---|-------------------------------|---|----|
| REAR SUSPENSION CHECK LIST | | | |
| You need to order the following items for the rear end of your vehicle. | | | |
| | Shock Absorber | 2 | Ea |
| | Coil Springs | 1 | Pr |
| | Coil Insert Airbag (Optional) | 1 | Kt |
| | | | |

REPLACING DAMPERS ONLY

The electronically controlled dampers on the 120 Series Prado can be replaced with Tough Dog Shock Absorbers without error indicators appearing on the instrument cluster. **All four Shock Absorbers MUST BE replaced at the same time.** If operating correctly, the electronically-adjustable height control of the rear air bags will not be affected.

CONVERTING FACTORY AIRBAGS TO COIL SPRINGS

When converting from factory airbags to conventional coil springs in the rear of the 120 Series Prado, the electronic workaround detailed in the instructions provided with the coil springs prevents the error indicator from being displayed in the instrument cluster. The electronic workaround will also disable the electronic dampening system, so all four electronically controlled dampers will need to be replaced with Tough Dog Shock Absorbers at the same time.

Once you remove the factory airbags, you need to install the genuine bump-stop coil retainer, part number 48302-60080, which can be ordered from Toyota.

| CONTENT | DESCRIPTION | QTY | PART NO | RRP | |
|---|---|---------------|---------------|-------|--|
| ASSEMBLED STRUTS - FOAM CELL | | | | | |
| Assembled Struts are made up of: 1 x Strut, 1 x Coil, 1 x Strut top | | | | | |
| | OE height - Up to Steel Bar | 1 | TOY-120/07-LH | \$ Ea | |
| | | 1 | TOY-120/07-RH | | |
| | 40mm Lift - Up to Steel Bar | 1 | TOY-120/03-LH | \$ Ea | |
| | | 1 | TOY-120/03-RH | | |
| | 40mm Lift - With Steel Bar & Winch | 1 | TOY-120/04-LH | \$ Ea | |
| | | 1 | TOY-120/04-RH | | |
| | ASSEMBLED STRUTS - 40MM ADJUSTABLE | | | | |
| | Assembled Struts are made up of: 1 x Strut, 1 x Coil, 1 x Strut top | | | | |
| | OE height - With Steel Bar | 1 | TOY-120/08-LH | \$ Ea | |
| | | 1 | TOY-120/08-RH | | |
| | 40mm Lift - Up to Steel Bar | 1 | TOY-120/01-LH | \$ Ea | |
| | | 1 | TOY-120/01-RH | | |
| 40mm Lift - With Steel Bar & Winch | 1 | TOY-120/02-LH | \$ Ea | | |
| | 1 | TOY-120/02-RH | | | |

| CONTENT | DESCRIPTION | QTY | PART NO | RRP |
|---|-------------|-----|----------|-------|
| FOAM CELL - SHOCK ABSORBER | | | | |
| | 40mm Lift | 2 | FC41116 | \$ Ea |
| | | | | |
| 40MM ADJUSTABLE - SHOCK ABSORBER | | | | |
| | 40mm Lift | 2 | BM401116 | \$ Ea |
| | | | | |




TOYOTA


**PRADO
120 SERIES
02/2003-2010**


EST. LIFT FRONT: 40MM | REAR: 40MM





| FRONT | | | | |
|---|---|-----|-----------------|-------|
| CONTENT | DESCRIPTION | QTY | PART NO | RRP |
| FOAM CELL - STRUT | | | | |
|  | Up to 40mm Lift - Strut Only/ No Coil/ No Strut top | 2 | FC404400 | \$ Ea |
| | 40MM ADJUSTABLE - STRUT | | | |
| | Up to 40mm Lift - Strut Only/ No Coil/ No Strut top | 2 | BM404400 | \$ Ea |

| REAR | | | | |
|---------|-------------|-----|---------|-----|
| CONTENT | DESCRIPTION | QTY | PART NO | RRP |

| COIL SPRINGS | | | | |
|--|-------------------------------------|---|----------------|-------|
|  | OE height up to Steel Bar | 1 | TDC974S | \$ Pr |
| | 40mm Lift up to Steel Bar | 1 | TDC974 | \$ Pr |
| | 40mm Lift with Steel Bar & Winch | 1 | TDC974H | \$ Pr |


| COIL SPRINGS - LWB | | | | |
|---|---|---|----------------|-------|
|  | OE Height 0-300kg load | 1 | TDC975S | \$ Pr |
| | 40mm Lift 0-300kg load | 1 | TDC975 | \$ Pr |
| | 40mm Lift CONSTANT 300kg load | 1 | TDC975H | \$ Pr |
| | COIL SPRINGS - SWB | | | |
| | 40mm Lift 0-300kg load | 1 | TDC975S | \$ Pr |
| | 40mm Lift CONSTANT 300kg load | 1 | TDC975 | \$ Pr |


| COIL SPRINGS - AIRBAG CONVERSION | | | | |
|---|---|---|------------------|-------|
|  | 40mm Lift 0-300kg load | 1 | TDC975AB | \$ Pr |
| | 40mm Lift CONSTANT 300kg load | 1 | TDC975HAB | \$ Pr |
| Note: Separate Air Assist components can be viewed on page 14. | | | | |



| UPPER CONTROL ARMS | | | | |
|--|--------------------|---|-----------------|-------|
|  | Upper Control Arms | 1 | TDCA-005 | \$ Pr |

Fitment of Tough Dog Upper Control Arms to vehicles that have Lifts fitted greater than 50mm may suffer from premature ball joint failure due to droop lengths. The use of strut spacers may also affect the performance and longevity of the UCA ball joint due to the limitations of the spherical bearing housing being breached or bound at full suspension droop. There will be no warranty either expressed or implied if the vehicle is used out of legal driving conditions that will include, but is not limited to, jumping of the vehicle.



| UPPER CONTROL ARMS - REPLACEMENT COMPONENTS | | | | |
|---|---|---|-----------------|-------|
| | Bush Kit to fit one UCA - for TDCA-005 | 1 | TDSK-007 | \$ Kt |
| | Ball joint kit to fit one UCA - for TDCA-005 | 1 | TDSK-008 | \$ Kt |

| AIR ASSIST - COIL INSERT AIR BAGS | | | | |
|---|--|---|-----------------|-------|
|  | Coil Insert Bag Kit - OEM Height | 1 | TDAA-020 | \$ Kt |
| | Coil Insert Bag Kit - Up to 40mm Lift | 1 | TDAA-009 | \$ Kt |
| Note: Separate Air Assist components can be viewed on page 14. | | | | |

| AIR ASSIST - COIL INSERT WIRELESS AIR SYSTEM | | | | |
|---|--|---|-----------------|-------|
|  | Wireless Air System Suits Coil Insert Airbags | 1 | TDAS-002 | \$ Kt |

| FRONT INDIVIDUAL COMPONENTS | | | | |
|--|--------------------------------------|---|-----------------|-------|
|  | Strut Top | 2 | TOY-1084 | \$ Ea |
|  | 76mm Hole Spacing Sway Bar Spacer | 1 | TDSP-011 | \$ Ea |

| FRONT REPLACEMENT BUSHES (QTY PER SHOCK) | | | | |
|---|--------------------|---|-------------------|-------|
|  | Front Bottom Eying | 1 | ADJ300/40A | \$ Ea |

| REAR REPLACEMENT BUSHES (QTY PER SHOCK) | | | | |
|---|-------------------|---|---------------|-------|
|  | Rear Top Pin | 2 | TW967 | \$ Ea |
|  | Rear Bottom Eying | 1 | 415024 | \$ Ea |

ALL PRICES EXCLUDE FREIGHT. INCLUDE ONLY PERMANENT ACCESSORIES & WEIGHTS WHEN SELECTING SPRINGS. TOWING WEIGHT IS NOT INCLUDED



TOYOTA

PRADO
150 SERIES (EXCLUDES KAKADU MODELS)
2010 ON
EST. LIFT FRONT: 40MM | REAR: 40MM



| FRONT | | | |
|--|----------------------|----|----|
| FRONT SUSPENSION CHECK LIST | | | |
| You need to order the following items for the front end of your vehicle. | | | |
| | Assembled struts | 2 | Ea |
| | OR | | |
| | Struts | 2 | Ea |
| | Coil Springs | 1 | Pr |
| | Strut Top (Optional) | 2 | Ea |
| Upper Control Arms (Optional) | 1 | Pr | |

| REAR | | | |
|---|-------------------------------|---|----|
| REAR SUSPENSION CHECK LIST | | | |
| You need to order the following items for the rear end of your vehicle. | | | |
| | Shock Absorber | 2 | Ea |
| | Coil Springs | 1 | Pr |
| | Coil Insert Airbag (Optional) | 1 | Kt |

| CONTENT | DESCRIPTION | QTY | PART NO | RRP | |
|---|---|--------------------------------------|----------------------|----------------------|-------|
| ASSEMBLED STRUTS - FOAM CELL | | | | | |
| Assembled Struts are made up of: 1 x Strut, 1 x Coil, 1 x Strut top | | | | | |
| | Up to 40m Lift With Steel Bar - SWB | 1 | TOY-150/05-LH | \$ Ea | |
| | | 1 | TOY-150/05-RH | | |
| | Up to 40m Lift With Steel Bar & Winch - SWB | 1 | TOY-150/06-LH | \$ Ea | |
| | | 1 | TOY-150/06-RH | | |
| | 40mm Lift Up to Steel Bar - LWB | 1 | TOY-150/07-LH | \$ Ea | |
| | | 1 | TOY-150/07-RH | | |
| | 40mm Lift With Steel Bar & Winch - LWB | 1 | TOY-150/08-LH | \$ Ea | |
| | | 1 | TOY-150/08-RH | | |
| | ASSEMBLED STRUTS - 40MM ADJUSTABLE | | | | |
| | Assembled struts are made up of: 1 x Strut, 1 x Coil, 1 x Strut top | | | | |
| | | OE height With Steel Bar - SWB | 1 | TOY-150/01-LH | \$ Ea |
| | | | 1 | TOY-150/01-RH | |
| Up to 40m Lift With Steel Bar & Winch - SWB | | 1 | TOY-150/02-LH | \$ Ea | |
| | | 1 | TOY-150/02-RH | | |
| 40mm Lift With Steel Bar - LWB | | 1 | TOY-150/03-LH | \$ Ea | |
| | | 1 | TOY-150/03-RH | | |
| 40mm Lift With Steel Bar & Winch - LWB | | 1 | TOY-150/04-LH | \$ Ea | |
| | | 1 | TOY-150/04-RH | | |

| CONTENT | DESCRIPTION | QTY | PART NO | RRP |
|----------------------------|---|-----|-----------------|-------|
| FOAM CELL - SHOCK ABSORBER | | | | |
| | 40mm Lift | 2 | FC41118 | \$ Ea |
| | 40MM ADJUSTABLE - SHOCK ABSORBER | | | |
| | 40mm Lift | 2 | BM401118 | \$ Ea |


| STRUT - FOAM CELL | | | | |
|-------------------|---|---|-----------------|-------|
| | Up to 40mm Lift - Strut Only/ No Coil/ No Strut top | 2 | FC404400 | \$ Ea |
| | STRUT - 40MM ADJUSTABLE | | | |
| | Up to 40mm Lift - Strut Only/ No Coil/ No Strut top | 2 | BM404400 | \$ Ea |





TOYOTA


PRADO
150 SERIES (EXCLUDES KAKADU MODELS)
2010 ON
EST. LIFT FRONT: 40MM | REAR: 40MM





| FRONT | | | | |
|--|---------------------------------------|-----|----------------|-------|
| CONTENT | DESCRIPTION | QTY | PART NO | RRP |
| COIL SPRINGS - SWB | | | | |
|  | 40mm Lift - up to Steel Bar | 1 | TDC974S | \$ Pr |
| | 40mm Lift - with Steel Bar & Winch | 1 | TDC974 | \$ Pr |

| REAR | | | | |
|---|---|-----|----------------|-------|
| CONTENT | DESCRIPTION | QTY | PART NO | RRP |
| COIL SPRINGS - SWB | | | | |
|  | 40mm Lift 0-300kg load | 1 | TDC975S | \$ Pr |
| | 40mm Lift CONSTANT 300kg load | 1 | TDC975 | \$ Pr |


| COIL SPRINGS - LWB | | | | |
|--|---------------------------------------|---|-----------------|-------|
|  | 40mm Lift - Up to Steel Bar | 1 | TDC974H | \$ Pr |
| | 40mm Lift - With Steel Bar & Winch | 1 | TDC974HH | \$ Pr |

| COIL SPRINGS - LWB | | | | |
|---|---|---|----------------|-------|
|  | OE Height 0-300kg load | 1 | TDC975S | \$ Pr |
| | 40mm Lift 0-300kg load | 1 | TDC975 | \$ Pr |
| | 40mm Lift CONSTANT 300kg load | 1 | TDC975H | \$ Pr |



| UPPER CONTROL ARMS | | | | |
|--|--------------------|---|-----------------|-------|
|  | Upper Control Arms | 1 | TDCA-005 | \$ Pr |
| <p>Fitment of Tough Dog Upper Control Arms to vehicles that have Lifts fitted greater than 50mm may suffer from premature ball joint failure due to droop lengths. The use of strut spacers may also affect the performance and longevity of the UCA ball joint due to the limitations of the spherical bearing housing being breached or bound at full suspension droop. There will be no warranty either expressed or implied if the vehicle is used out of legal driving conditions that will include, but is not limited to, jumping of the vehicle.</p> | | | | |

| AIR ASSIST - COIL INSERT AIR BAGS | | | | |
|---|--|---|-----------------|-------|
|  | Coil Insert Bag Kit - OEM Height | 1 | TDAA-020 | \$ Kt |
| | Coil Insert Bag Kit - Up to 40mm Lift | 1 | TDAA-009 | \$ Kt |



Note: Separate Air Assist components can be viewed on page 14.

| AIR ASSIST - COIL INSERT WIRELESS AIR SYSTEM | | | | |
|---|--|---|-----------------|-------|
|  | Wireless Air System Suits Coil Insert Airbags | 1 | TDAS-002 | \$ Kt |

| UPPER CONTROL ARMS - REPLACEMENT COMPONENTS | | | | |
|---|---|---|-----------------|-------|
| | Bush Kit to fit one UCA - for TDCA-005 | 1 | TDSK-007 | \$ Kt |
| | Ball joint kit to fit one UCA - for TDCA-005 | 1 | TDSK-008 | \$ Kt |

| FRONT INDIVIDUAL COMPONENTS | | | | |
|---|--------------------------------------|---|-----------------|-------|
|  | Strut Top | 2 | TOY-1083 | \$ Ea |
|  | 83mm Hole Spacing Sway Bar Spacer | 1 | TDSP-012 | \$ Kt |

| FRONT REPLACEMENT BUSHES (QTY PER SHOCK) | | | | |
|---|---------------------|---|-------------------|-------|
|  | Front bottom eyeing | 1 | ADJ300/40A | \$ Ea |

| REAR REPLACEMENT BUSHES (QTY PER SHOCK) | | | | |
|---|--------------------|---|---------------|-------|
|  | Rear top pin | 2 | TW967 | \$ Ea |
|  | Rear bottom eyeing | 1 | 415024 | \$ Ea |



TOYOTA

PRADO
150 SERIES (KAKADU MODELS ONLY)
2010 ON
EST. LIFT FRONT: 40MM | REAR: 40MM



| FRONT | | | |
|--|----------------------|----|----|
| FRONT SUSPENSION CHECK LIST | | | |
| You need to order the following items for the front end of your vehicle. | | | |
| | Assembled struts | 2 | Ea |
| | OR | | |
| | Struts | 2 | Ea |
| | Coil Springs | 1 | Pr |
| | Strut Top (Optional) | 2 | Ea |
| Upper Control Arms (Optional) | 1 | Pr | |

| REAR | | | |
|---|-------------------------------|---|----|
| REAR SUSPENSION CHECK LIST | | | |
| You need to order the following items for the rear end of your vehicle. | | | |
| | Shock Absorber | 2 | Ea |
| | Coil Springs | 1 | Pr |
| | Coil Insert Airbag (Optional) | 1 | Kt |
| | | | |

REPLACING DAMPERS ONLY

The electronically controlled dampers on the 150 Series Prado can be replaced with Tough Dog Shock Absorbers without error indicators appearing on the instrument cluster. **All four Shock Absorbers MUST BE replaced at the same time.** If operating correctly, the electronically-adjustable height control of the rear air bags will not be affected.

CONVERTING FACTORY AIRBAGS TO COIL SPRINGS

When converting from factory airbags to conventional coil springs in the rear of the 150 Series Prado, the electronic workaround detailed in the instructions provided with the coil springs prevents the error indicator from being displayed in the instrument cluster. The electronic workaround will also disable the electronic dampening system, so all four electronically controlled dampers will need to be replaced with Tough Dog Shock Absorbers at the same time.

Once you remove the factory airbags, you need to install the genuine bump-stop coil retainer, part number 48302-60110 or 48302-60080, which can be ordered from Toyota.

| CONTENT | DESCRIPTION | QTY | PART NO | RRP | |
|---|---|--------------------------------|---------------|---------------|-------|
| ASSEMBLED STRUTS - FOAM CELL | | | | | |
| Assembled struts are made up of: 1 x Strut, 1 x Coil, 1 x Strut top | | | | | |
| | Up to 40m Lift With Steel Bar - SWB | 1 | TOY-150/05-LH | \$ Ea | |
| | | 1 | TOY-150/05-RH | | |
| | Up to 40m Lift With Steel Bar & Winch - SWB | 1 | TOY-150/06-LH | \$ Ea | |
| | | 1 | TOY-150/06-RH | | |
| | 40mm Lift Up to Steel Bar - LWB | 1 | TOY-150/07-LH | \$ Ea | |
| | | 1 | TOY-150/07-RH | | |
| | 40mm Lift With Steel Bar & Winch - LWB | 1 | TOY-150/08-LH | \$ Ea | |
| | | 1 | TOY-150/08-RH | | |
| | ASSEMBLED STRUTS - 40MM ADJUSTABLE | | | | |
| | Assembled struts are made up of: 1 x Strut, 1 x Coil, 1 x Strut top | | | | |
| | | OE height With Steel Bar - SWB | 1 | TOY-150/01-LH | \$ Ea |
| | | | 1 | TOY-150/01-RH | |
| Up to 40m Lift With Steel Bar & Winch - SWB | | 1 | TOY-150/02-LH | \$ Ea | |
| | | 1 | TOY-150/02-RH | | |
| 40mm Lift With Steel Bar - LWB | | 1 | TOY-150/03-LH | \$ Ea | |
| | | 1 | TOY-150/03-RH | | |
| 40mm Lift With Steel Bar & Winch - LWB | | 1 | TOY-150/04-LH | \$ Ea | |
| | | 1 | TOY-150/04-RH | | |


| CONTENT | DESCRIPTION | QTY | PART NO | RRP |
|---|-------------|-----|----------|-------|
| FOAM CELL - SHOCK ABSORBER | | | | |
| | 40mm Lift | 2 | FC41116 | \$ Ea |
| | | | | |
| 40MM ADJUSTABLE - SHOCK ABSORBER | | | | |
| | 40mm Lift | 2 | BM401116 | \$ Ea |
| | | | | |




TOYOTA


PRADO
150 SERIES (KAKADU MODELS ONLY)
2010 ON
EST. LIFT FRONT: 40MM | REAR: 40MM





| FRONT | | | | |
|---|---|-----|-----------------|-------|
| CONTENT | DESCRIPTION | QTY | PART NO | RRP |
| STRUT - FOAM CELL | | | | |
|  | Up to 40mm Lift - Strut Only/ No Coil/ No Strut top | 2 | FC404400 | \$ Ea |
| | STRUT - 40MM ADJUSTABLE | | | |
| | Up to 40mm Lift - Strut Only/ No Coil/ No Strut top | 2 | BM404400 | \$ Ea |

| REAR | | | | |
|---------|-------------|-----|---------|-----|
| CONTENT | DESCRIPTION | QTY | PART NO | RRP |

| COIL SPRINGS - LWB | | | | |
|--|--|---|-----------------|-------|
|  | 40mm Lift - Up to Steel Bar | 1 | TDC974H | \$ Pr |
| | 40mm Lift - With Steel Bar & Winch | 1 | TDC974HH | \$ Pr |

| COIL SPRINGS - LWB | | | | |
|---|---|---|----------------|-------|
|  | 40mm Lift 0-300kg load | 1 | TDC1095 | \$ Pr |
| | 40mm Lift CONSTANT 300kg load | 1 | TDC1096 | \$ Pr |

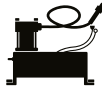
| UPPER CONTROL ARMS | | | | |
|---|--------------------|---|-----------------|-------|
|  | Upper Control Arms | 1 | TDCA-005 | \$ Pr |


| AIR ASSIST - COIL INSERT AIR BAGS | | | | |
|--|--|---|-----------------|-------|
|  | Coil Insert Bag Kit - OEM Height | 1 | TDAA-020 | \$ Kt |
| | Coil Insert Bag Kit - Up to 40mm Lift | 1 | TDAA-009 | \$ Kt |


Fitment of Tough Dog Upper Control Arms to vehicles that have Lifts fitted greater than 50mm may suffer from premature ball joint failure due to droop lengths. The use of strut spacers may also affect the performance and longevity of the UCA ball joint due to the limitations of the spherical bearing housing being breached or bound at full suspension droop. There will be no warranty either expressed or implied if the vehicle is used out of legal driving conditions that will include, but is not limited to, jumping of the vehicle.



Note: Separate Air Assist components can be viewed on page 14.

| UPPER CONTROL ARMS - REPLACEMENT COMPONENTS | | | | |
|---|---|---|-----------------|-------|
| | Bush Kit to fit one UCA - for TDCA-005 | 1 | TDSK-007 | \$ Kt |
| | Ball Joint kit to fit one UCA - for TDCA-005 | 1 | TDSK-008 | \$ Kt |

| AIR ASSIST - COIL INSERT WIRELESS AIR SYSTEM | | | | |
|---|--|---|-----------------|-------|
|  | Wireless Air System Suits Coil Insert Airbags | 1 | TDAS-002 | \$ Kt |

| FRONT INDIVIDUAL COMPONENTS | | | | |
|---|-----------|---|-----------------|-------|
|  | Strut Top | 2 | TOY-1083 | \$ Ea |

| FRONT REPLACEMENT BUSHES (QTY PER SHOCK) | | | | |
|---|--------------------|---|-------------------|-------|
|  | Front Bottom Eying | 1 | ADJ300/40A | \$ EA |

| REAR REPLACEMENT BUSHES (QTY PER SHOCK) | | | | |
|---|-------------------|---|---------------|-------|
|  | Rear Top Pin | 2 | TW967 | \$ Ea |
|  | Rear Bottom Eying | 1 | 415024 | \$ Ea |



TOYOTA
FJ CRUISER

2011-2016
EST. LIFT FRONT: 40MM | REAR: 40MM



| FRONT | | | |
|--|----------------------|----|----|
| FRONT SUSPENSION CHECK LIST | | | |
| You need to order the following items for the front end of your vehicle. | | | |
| | Assembled struts | 2 | Ea |
| | OR | | |
| | Struts | 2 | Ea |
| | Coil Springs | 1 | Pr |
| | Strut Top (Optional) | 2 | Ea |
| Upper Control Arms (Optional) | 1 | Pr | |

| REAR | | | |
|---|-------------------------------|---|----|
| REAR SUSPENSION CHECK LIST | | | |
| You need to order the following items for the rear end of your vehicle. | | | |
| | Shock Absorber | 2 | Ea |
| | Coil Springs | 1 | Pr |
| | Coil Insert Airbag (Optional) | 1 | Kt |

| CONTENT | DESCRIPTION | QTY | PART NO | RRP |
|---|------------------------|-----|---------------|-------|
| ASSEMBLED STRUTS - FOAM CELL | | | | |
| Assembled struts are made up of: 1 x Strut, 1 x Coil, 1 x Strut top | | | | |
| | Up to Steel Bar | 1 | TOY-150/07-LH | \$ Ea |
| | | 1 | TOY-150/07-RH | |
| | With Steel Bar & Winch | 1 | TOY-150/08-LH | \$ Ea |
| | | 1 | TOY-150/08-RH | |
| ASSEMBLED STRUTS - 40MM ADJUSTABLE | | | | |
| Assembled struts are made up of: 1 x Strut, 1 x Coil, 1 x Strut top | | | | |
| | Up to Steel Bar | 1 | TOY-150/03-LH | \$ Ea |
| | | 1 | TOY-150/03-RH | |
| | With Steel Bar & Winch | 1 | TOY-150/04-LH | \$ Ea |
| | | 1 | TOY-150/04-RH | |

| CONTENT | DESCRIPTION | QTY | PART NO | RRP |
|----------------------------------|-------------|-----|----------|-------|
| FOAM CELL - SHOCK ABSORBER | | | | |
| | 40mm Lift | 2 | FC41116 | \$ Ea |
| | | | | |
| 40MM ADJUSTABLE - SHOCK ABSORBER | | | | |
| | 40mm Lift | 2 | BM401116 | \$ Ea |
| | | | | |

| STRUT - FOAM CELL | | | | |
|-------------------------|---|---|----------|-------|
| | Up to 40mm Lift - Strut Only/ No Coil/ No Strut top | 2 | FC404400 | \$ Ea |
| | | | | |
| STRUT - 40MM ADJUSTABLE | | | | |
| | Up to 40mm Lift - Strut Only/ No Coil/ No Strut top | 2 | BM404400 | \$ Ea |
| | | | | |

| COIL SPRINGS | | | | |
|--------------|---------------------------------------|---|----------|-------|
| | 40mm Lift - up to Steel Bar | 1 | TDC974H | \$ Pr |
| | 40mm Lift - with Steel Bar & Winch | 1 | TDC974HH | \$ Pr |


| COIL SPRINGS | | | | |
|--------------|----------------------------------|---|---------|-------|
| | 40mm Lift 0-300kg load | 1 | TDC975 | \$ Pr |
| | 40mm Lift CONSTANT 300kg load | 1 | TDC975H | \$ Pr |




TOYOTA
FJ CRUISER


2011-2016
EST. LIFT FRONT: 40MM | REAR: 40MM







| FRONT | | | | |
|--|--------------------|-----|-----------------|-------|
| CONTENT | DESCRIPTION | QTY | PART NO | RRP |
| UPPER CONTROL ARMS | | | | |
|  | Upper Control Arms | 1 | TDCA-005 | \$ Pr |
| <p>Fitment of Tough Dog Upper Control arms to vehicles that have Lifts fitted greater than 50mm may suffer from premature ball joint failure due to droop lengths. The use of strut spacers may also affect the performance and longevity of the UCA ball joint due to the limitations of the spherical bearing housing being breached or bound at full suspension droop. There will be no warranty either expressed or implied if the vehicle is used out of legal driving conditions that will include, but is not limited to, jumping of the vehicle.</p> | | | | |



| REAR | | | | |
|---|---------------------------------------|-----|-----------------|-------|
| CONTENT | DESCRIPTION | QTY | PART NO | RRP |
| AIR ASSIST - COIL INSERT AIR BAGS | | | | |
|  | Coil Insert Bag Kit - OEM Height | 1 | TDAA-020 | \$ Kt |
| | Coil Insert Bag Kit - Up to 40mm Lift | 1 | TDAA-009 | \$ Kt |
| <p>Note: Separate Air Assist components can be viewed on page 14.</p> | | | | |

| UPPER CONTROL ARMS - REPLACEMENT COMPONENTS | | | | |
|---|--|---|-----------------|-------|
| | Bush Kit to fit one UCA - for TDCA-005 | 1 | TDSK-007 | \$ Kt |
| | Ball joint kit to fit one UCA - for TDCA-005 | 1 | TDSK-008 | \$ Kt |

| AIR ASSIST - COIL INSERT WIRELESS AIR SYSTEM | | | | |
|---|---|---|-----------------|-------|
|  | Wireless Air System Suits Coil Insert Airbags | 1 | TDAS-002 | \$ Kt |

| FRONT INDIVIDUAL COMPONENTS | | | | |
|--|--|---|-----------------|-------|
|  | Strut Top | 2 | TOY-1083 | \$ Ea |
|  | Swaybar Spacer kit - 76mm Spacing - 2006-2009 vehicles | 1 | TDSP-011 | \$ Ea |
|  | Swaybar Spacer kit - 83mm Spacing - 2010 on vehicles | 1 | TDSP-012 | \$ Ea |

| FRONT REPLACEMENT BUSHES (QTY PER SHOCK) | | | | |
|---|--------------------|---|-------------------|-------|
|  | Front Bottom Eying | 1 | ADJ300/40A | \$ Ea |

| REAR REPLACEMENT BUSHES (QTY PER SHOCK) | | | | |
|---|-------------------|---|---------------|-------|
|  | Rear Top Pin | 2 | TW967 | \$ Ea |
|  | Rear Bottom Eying | 1 | 415024 | \$ Ea |



TOYOTA

RAV 4
SXA, 10, 11
05/1994-2000
EST. LIFT FRONT: 30MM | REAR: 30MM



| FRONT | | | | |
|--|----------------|---|----|--|
| FRONT SUSPENSION CHECK LIST | | | | |
| You need to order the following items for the front end of your vehicle. | | | | |
| | Shock Absorber | 2 | Ea | |
| | Coil Springs | 1 | Pr | |

| REAR | | | | |
|---|----------------|---|----|--|
| REAR SUSPENSION CHECK LIST | | | | |
| You need to order the following items for the rear end of your vehicle. | | | | |
| | Shock Absorber | 2 | Ea | |
| | Coil Springs | 1 | Pr | |

| FRONT | | | | |
|----------------------|-----------------|-----|---------|-------|
| CONTENT | DESCRIPTION | QTY | PART NO | RRP |
| NITROGEN GAS - STRUT | | | | |
| | Up to 30mm Lift | 2 | BDS4001 | \$ Ea |
| | | | | |

| REAR | | | | |
|-------------------------------|----------------------------------|-----|----------|-------|
| CONTENT | DESCRIPTION | QTY | PART NO | RRP |
| NITROGEN GAS - SHOCK ABSORBER | | | | |
| | Up to 30mm Lift | 2 | BD1106TB | \$ Ea |
| | 40MM ADJUSTABLE - SHOCK ABSORBER | | | |
| | 30mm Lift | 2 | BM401106 | \$ Ea |

| COIL SPRINGS | | | | |
|--------------|-----------|---|--------|-------|
| | 30mm Lift | 1 | TDC981 | \$ Pr |

| COIL SPRINGS | | | | |
|--------------|-----------|---|--------|-------|
| | 30mm Lift | 1 | TDC982 | \$ Pr |

| REAR INDIVIDUAL COMPONENTS | | | | |
|----------------------------|-------------------|--|----------|-------|
| | Fits Top Pin | | TW959 | \$ Ea |
| | Fits Bottom Eying | | ADJ00191 | \$ Ea |



TOYOTA

TUNDRA
UCK, UPK, USK 55, 56
03/2007 - 12/2021

EST. LIFT FRONT: 45MM | REAR: 45MM



| FRONT | | | | |
|--|--------------|---|--|----|
| FRONT SUSPENSION CHECK LIST | | | | |
| You need to order the following items for the front end of your vehicle. | | | | |
| | Struts | 2 | | Ea |
| | Coil Springs | 1 | | Pr |

| REAR | | | | |
|---|----------------------|---|--|----|
| REAR SUSPENSION CHECK LIST | | | | |
| You need to order the following items for the rear end of your vehicle. | | | | |
| | Shock Absorber | 2 | | Ea |
| | Leaf Spring | 2 | | Ea |
| | Chassis Mount Bushes | 1 | | Kt |
| | U-Bolts Kits | 2 | | Kt |

| FRONT | | | | |
|--------------------------|---|-----|-----------------|-------|
| CONTENT | DESCRIPTION | QTY | PART NO | RRP |
| STRUT - FOAM CELL | | | | |
| | Up to 45mm Lift - Strut Only/ No Coil/ No Strut top | 2 | FC404910 | \$ Ea |
| | STRUT - 40MM ADJUSTABLE | | | |
| | Up to 45mm Lift - Strut Only/ No Coil/ No Strut top | 2 | BM404910 | \$ Ea |


| REAR | | | | |
|-----------------------------------|---|-----|-----------------|-------|
| CONTENT | DESCRIPTION | QTY | PART NO | RRP |
| FOAM CELL - SHOCK ABSORBER | | | | |
| | Up to 45mm Lift | 2 | FC41117 | \$ Ea |
| | 40MM ADJUSTABLE - SHOCK ABSORBER | | | |
| | 45mm Lift | 2 | BM401117 | \$ Ea |


| COIL SPRINGS | | | | |
|--------------|---|-----|-----------------|-------|
| CONTENT | DESCRIPTION | QTY | PART NO | RRP |
| | 45mm Lift - No Bar or Alloy Bullbar | 1 | TDC930L | \$ Pr |
| | 45mm Lift - With Steel Bar or Bar & Winch | 1 | TDC930HL | \$ Pr |


| LEAF SPRINGS | | | | |
|--------------|---|-----|--------------|-------|
| CONTENT | DESCRIPTION | QTY | PART NO | RRP |
| | 0-300kg load 45mm Lift - Includes bushes in Spring | 2 | FS701 | \$ Ea |


| REAR INDIVIDUAL COMPONENTS | | | | |
|---|---|-----|-------------------|-------|
| CONTENT | DESCRIPTION | QTY | PART NO | RRP |
| | Urethane Chassis Mount Bush kit - Required for fitting FS701 springs | 1 | TDUK-076 | \$ Kt |
| | U-Bolt kit | 2 | TDUB-016HD | \$ Kt |
| | Urethane Shackle Bush kit - Not required when ordering FS701 | 1 | TDUK-074 | \$ Kt |
| Note: TDUK-074 not required when ordering rear suspension, as the bushes are already fitted to springs. | | | | |



| FRONT | | | | |
|---|---|-----|------------------|-------|
| CONTENT | DESCRIPTION | QTY | PART NO | RRP |
| FOAM CELL - SHOCK ABSORBER | | | | |
| Suit UAZ 452 (1965-1972), UAZ 469 (1972-1985), UAZ 3151 (1985-2003) | | | | |
|  | Up to 40mm Lift | 2 | FC41382 | \$ Ea |
| | 40MM ADJUSTABLE - SHOCK ABSORBER | | | |
| | Up to 40mm Lift | 2 | BM401382 | \$ Ea |
| | FOAM CELL - SHOCK ABSORBER | | | |
| | Suit Hunter (2003 on) | | | |
| | Up to 40mm Lift | 2 | FC41391 | \$ Ea |
| | 40MM ADJUSTABLE - SHOCK ABSORBER | | | |
| | Up to 40mm Lift | 2 | BM401391 | \$ Ea |
| | FOAM CELL - SHOCK ABSORBER | | | |
| | Suit Patriot (2005 on) | | | |
| | Up to 40mm Lift | 2 | FC41150 | \$ Ea |
| | 40MM ADJUSTABLE - SHOCK ABSORBER | | | |
| | Up to 40mm Lift | 2 | BM 401150 | \$ Ea |

| REAR | | | | |
|---|---|-----|------------------|-------|
| CONTENT | DESCRIPTION | QTY | PART NO | RRP |
| FOAM CELL - SHOCK ABSORBER | | | | |
| Suit UAZ 452 (1965-1972), UAZ 469 (1972-1985), UAZ 3151 (1985-2003) | | | | |
|  | Up to 40mm Lift | 2 | FC41382 | \$ Ea |
| | 40MM ADJUSTABLE - SHOCK ABSORBER | | | |
| | Up to 40mm Lift | 2 | BM401382 | \$ Ea |
| | FOAM CELL - SHOCK ABSORBER | | | |
| | Suit Hunter (2003 on) | | | |
| | Up to 40mm Lift | 2 | FC41389 | \$ Ea |
| | 40MM ADJUSTABLE - SHOCK ABSORBER | | | |
| | Up to 40mm Lift | 2 | BM401389 | \$ Ea |
| | FOAM CELL - SHOCK ABSORBER | | | |
| | Suit Patriot (2005 on) | | | |
| | Up to 40mm Lift | 2 | FC41389 | \$ Ea |
| | 40MM ADJUSTABLE - SHOCK ABSORBER | | | |
| | Up to 40mm Lift | 2 | BM 401389 | \$ Ea |

| COIL SPRINGS | | | | |
|--|----------------------------------|---|-----------------|-------|
|  | OE height | 1 | TDC150SL | \$ Pr |
| | 40mm Lift up to Steel Bar | 1 | TDC150L | \$ Pr |
| | 40mm Lift with Steel Bar & Winch | 1 | TDC150HL | \$ Pr |

| LEAF SPRINGS | | | | |
|---|----------------------------|---|----------------|-------|
|  | 0-300kg load | 2 | FS160H | \$ Ea |
| | CONSTANT 300kg load | 2 | FS160HH | \$ Ea |

THIS PAGE IS INTENTIONALLY BLANK



VOLKSWAGEN

AMAROK

2010-2022

EST. LIFT FRONT: 20MM | REAR: 20MM



| FRONT | | | | |
|--|-------------------------------|---|----|--|
| FRONT SUSPENSION CHECK LIST | | | | |
| You need to order the following items for the front end of your vehicle. | | | | |
| | Shock Absorber | 2 | Ea | |
| | Coil Springs | 1 | Pr | |
| | Upper Control Arms (Optional) | 1 | Pr | |

| REAR | | | | |
|---|---------------------------|---|----|--|
| REAR SUSPENSION CHECK LIST | | | | |
| You need to order the following items for the rear end of your vehicle. | | | | |
| | Shock Absorber | 2 | Ea | |
| | Leaf Spring | 2 | Ea | |
| | Urethane Shackle Bushes | 1 | Kt | |
| | U-Bolts Kits | 1 | Kt | |
| | Bellows Airbag (Optional) | 1 | Kt | |

| FRONT | | | | |
|--|--|-----|-----------------|-------|
| CONTENT | DESCRIPTION | QTY | PART NO | RRP |
| FOAM CELL - SHOCK ABSORBER | | | | |
| Note: Not suitable with OE coils. | | | | |
| | 20mm Lift | 2 | FC404730 | \$ Ea |
| | 40MM ADJUSTABLE - SHOCK ABSORBER | | | |
| | Note: Not suitable with OE coils. | | | |
| | 20mm Lift | 2 | BM404730 | \$ Ea |

| REAR | | | | |
|-----------------------------------|---|-----|-----------------|-------|
| CONTENT | DESCRIPTION | QTY | PART NO | RRP |
| FOAM CELL - SHOCK ABSORBER | | | | |
| | Up to 20mm Lift | 2 | FC41390 | \$ Ea |
| | 40MM ADJUSTABLE - SHOCK ABSORBER | | | |
| | Up to 20mm Lift | 2 | BM401390 | \$ Ea |

| COIL SPRINGS - 2.0L ENGINE ONLY | | | | |
|---|---|---|-----------------|-------|
| Note: Only suitable with TD shocks | | | | |
| | 20mm Lift up to Steel Bar | 1 | TDC110L | \$ Pr |
| | 20mm Lift with Steel Bar & Winch | 1 | TDC110HL | \$ Pr |
| | COIL SPRINGS - 3.0L V6 ENGINE ONLY | | | |
| | Note: Only suitable with TD shocks | | | |
| | 20mm Lift up to Steel Bar | 1 | TDC120L | \$ Pr |
| | 20mm Lift with Steel Bar & Winch | 1 | TDC120HL | \$ Pr |

| LEAF SPRINGS | | | | |
|--------------|----------------------------|---|----------------|-------|
| | 0-300kg load | 2 | FS710M | \$ Ea |
| | CONSTANT 300kg load | 2 | FS710HM | \$ Ea |




VOLKSWAGEN


AMAROK


2010-2022

EST. LIFT FRONT: 20MM | REAR: 20MM






| FRONT | | | | |
|--|--------------------|-----|-----------------|-------|
| CONTENT | DESCRIPTION | QTY | PART NO | RRP |
| UPPER CONTROL ARMS | | | | |
|  | Upper Control Arms | 1 | TDCA-008 | \$ Pr |
| <p>Fitment of Tough Dog Upper Control arms to vehicles that have Lifts fitted greater than 50mm may suffer from premature ball joint failure due to droop lengths. The use of strut spacers may also affect the performance and longevity of the UCA ball joint due to the limitations of the spherical bearing housing being breached or bound at full suspension droop. There will be no warranty either expressed or implied if the vehicle is used out of legal driving conditions that will include, but is not limited to, jumping of the vehicle.</p> | | | | |

| REAR | | | | |
|---|-----------------------------------|-----|-----------------|-------|
| CONTENT | DESCRIPTION | QTY | PART NO | RRP |
| AIR ASSIST - BELLOWS AIR BAGS | | | | |
|  | Bellows Bag kit - Up to 20mm Lift | 1 | TDAA-114 | \$ Kt |
| Note: Separate Air Assist components can be viewed on page 14. | | | | |

| AIR ASSIST - BELLOWS WIRELESS AIR SYSTEM | | | | |
|---|---|---|-----------------|-------|
|  | Wireless Air System Suits Bellows Airbags | 1 | TDAS-001 | \$ Kt |

| UPPER CONTROL ARMS - REPLACEMENT COMPONENTS | | | | |
|--|--|---|-----------------|-------|
| | Bush Kit to fit one UCA - for TDCA-008 | 1 | TDSK-013 | \$ Kt |
| | Ball Joint kit to fit one UCA - for TDCA-008 | 1 | TDSK-014 | \$ Kt |

| REAR INDIVIDUAL COMPONENTS | | | | |
|--|-------------------------------------|---|-----------------|-------|
|  | Urethane Shackle Bush kit (Leaf) | 1 | TDUK-072 | \$ Kt |
|  | Urethane Shackle Bush kit (Chassis) | 1 | TDUK-075 | \$ Kt |
| Note: Amarok chassis bush has two thicknesses - TDUK-075 includes both sizes. Please install the correct set. | | | | |
|  | U-bolt kit | 2 | TDUB-005 | \$ KT |



VOLKSWAGEN

AMAROK
4 CYL ENGINES & 3.0L V6 TD ENGINES
10/2022 ON
EST. LIFT FRONT: 45MM | REAR: 45MM



| FRONT | | | |
|--|----------------------|----|----|
| FRONT SUSPENSION CHECK LIST | | | |
| You need to order the following items for the front end of your vehicle. | | | |
| | Assembled struts | 2 | Ea |
| | OR | | |
| | Struts | 2 | Ea |
| | Coil Springs | 1 | Pr |
| | Strut Top (Optional) | 2 | Ea |
| Upper Control arms (Optional) | 1 | Pr | |

| REAR | | | |
|---|--|---|----|
| REAR SUSPENSION CHECK LIST | | | |
| You need to order the following items for the rear end of your vehicle. | | | |
| | Shock Absorber | 2 | Ea |
| | Leaf Springs | 2 | Ea |
| | Leaf Spring Fitment Kit (Based on leaf spring choice) | 1 | Kt |
| | Bellows Airbags (Optional) | 1 | Kt |

| CONTENT | DESCRIPTION | QTY | PART NO | RRP |
|--|---|----------------|----------------|-------|
| ASSEMBLED STRUTS TO FIT 4 CYL MODELS | | | | |
| | FOAM CELL | | | |
| | Assembled struts are made up of: 1 x Strut, 1 x Coil, 1 x Strut top | | | |
| | No Accessories | 1 | FOR-013 | \$ Ea |
| | Bar or Bar & Winch | 1 | FOR-014 | \$ Ea |
| | Bar, Winch, Dual Batteries, Underbody Protection | 1 | FOR-015 | \$ Ea |
| | 40MM ADJUSTABLE | | | |
| | Assembled struts are made up of: 1 x Strut, 1 x Coil, 1 x Strut top | | | |
| No Accessories | 1 | FOR-009 | \$ Ea | |
| Bar or Bar & Winch | 1 | FOR-010 | \$ Ea | |
| Bar, Winch, Dual Batteries, Underbody Protection | 1 | FOR-011 | \$ Ea | |

| CONTENT | DESCRIPTION | QTY | PART NO | RRP |
|-----------------------------------|---|-----|-----------------|-------|
| FOAM CELL - SHOCK ABSORBER | | | | |
| | Up to 45mm Lift | 2 | FC43044 | \$ Ea |
| | 40MM ADJUSTABLE - SHOCK ABSORBER | | | |
| | Up to 45mm Lift | 2 | BM403044 | \$ Ea |

| ASSEMBLED STRUTS TO FIT 3.0L V6 TD MODELS | | | | |
|--|---|----------------|----------------|-------|
| | FOAM CELL | | | |
| | Assembled struts are made up of: 1 x Strut, 1 x Coil, 1 x Strut top | | | |
| | No Accessories | 1 | FOR-014 | \$ Ea |
| | Bar or Bar & Winch | 1 | FOR-015 | \$ Ea |
| | Bar, Winch, Dual Batteries, Underbody Protection | 1 | FOR-016 | \$ Ea |
| | 40MM ADJUSTABLE | | | |
| | Assembled struts are made up of: 1 x Strut, 1 x Coil, 1 x Strut top | | | |
| No Accessories | 1 | FOR-010 | \$ Ea | |
| Bar or Bar & Winch | 1 | FOR-011 | \$ Ea | |
| Bar, Winch, Dual Batteries, Underbody Protection | 1 | FOR-012 | \$ Ea | |

| STRUT - FOAM CELL | | | | |
|--------------------------|---|---|-----------------|-------|
| | Up to 45mm Lift - Strut Only/ No Coil/ No Strut top | 2 | FC404934 | \$ Ea |
| | STRUT - 40MM ADJUSTABLE | | | |
| | Up to 45mm Lift - Strut Only/ No Coil/ No Strut top | 2 | BM404934 | \$ Ea |

FITTING SHEET (LOCATED PAGE 320) MUST BE COMPLETED WHEN SUSPENSION FITTED. FAILURE TO COMPLY MAY AFFECT WARRANTY.



VOLKSWAGEN

AMAROK
4 CYL ENGINES & 3.0L V6 TD ENGINES
07/2022 ON
EST. LIFT FRONT: 45MM | REAR: 45MM



| FRONT | | | | |
|-------------------------------------|--|-----|----------------|-------|
| CONTENT | DESCRIPTION | QTY | PART NO | RRP |
| COIL SPRINGS - 2.0L 4CYL BTD | | | | |
| | No Accessories | 1 | TDC1063 | \$ Pr |
| | Bar or Bar & Winch | 1 | TDC1064 | \$ Pr |
| | Bar, Winch, Dual Batteries, Underbody Protection | 1 | TDC1065 | \$ Pr |

| COIL SPRINGS - 3.0L V6 TD | | | | |
|---------------------------|--|-----|----------------|-------|
| CONTENT | DESCRIPTION | QTY | PART NO | RRP |
| | No Accessories | 1 | TDC1064 | \$ Pr |
| | Bar or Bar & Winch | 1 | TDC1065 | \$ Pr |
| | Bar, Winch, Dual Batteries, Underbody Protection | 1 | TDC1066 | \$ Pr |

| UPPER CONTROL ARMS | | | | |
|--------------------|--|---|-----------------|-------|
| | Upper Control Arms - suits vehicles with Aluminium Uprights | 1 | TDCA-013 | \$ Pr |
| | Upper Control Arms - suits vehicles with Steel Uprights | 1 | TDCA-014 | \$ Pr |

Fitment of Tough Dog Upper Control arms to vehicles that have Lifts fitted greater than 50mm may suffer from premature ball joint failure due to droop lengths. The use of strut spacers may also affect the performance and longevity of the UCA ball joint due to the limitations of the spherical bearing housing being breached or bound at full suspension droop. There will be no warranty either expressed or implied if the vehicle is used out of legal driving conditions that will include, but is not limited to, jumping of the vehicle.

PRODUCT COMPATIBILITY

TDCA-013 suit LIFE, STYLE, PANAMERICANA, & AVENTURA models.
TDCA-014 suit CORE models.

Please check the material of the OEM uprights
 - either **STEEL** or **ALUMINIUM** - before ordering and fitting.

| UPPER CONTROL ARMS - REPLACEMENT COMPONENTS | | | | |
|---|---|---|-----------------|-------|
| | Bush Kit to fit one UCA - for TDCA-013 & TDCA-014 | 1 | TDSK-028 | \$ Ea |
| | Ball Joint Kit to fit one UCA - for TDCA-013 | 1 | TDSK-029 | \$ Ea |
| | Ball Jointkit to fit one UCA - for TDCA-014 | 1 | TDSK-032 | \$ Ea |

| FRONT INDIVIDUAL COMPONENTS | | | | |
|-----------------------------|--------------------------------------|---|-----------------|-------|
| | Strut Top excluding Bump Stop & Boot | 2 | FOR-4934 | \$ Ea |
| | Bumpstop & Boot | 2 | DB190/B | \$ Ea |

Note: Fitting the Strut Top (FOR-4934) will require use of the original bumpstop and boot, or purchase of a replacement bumpstop and boot (DB-190B). Contact 4Way Suspension to discuss.

IQ. Light LED-Matrix Headlamp Module

Relocation Bracket must be fitted to STYLE, PANAMERICANA, & AVENTURA models with auto-levelling headlights.

| REAR | | | | |
|---------------------|----------------------------|-----|--------------|-------|
| CONTENT | DESCRIPTION | QTY | PART NO | RRP |
| LEAF SPRINGS | | | | |
| | 0-300kg load | 2 | T88C | \$ Ea |
| | CONSTANT 300kg load | 2 | T88L | \$ Ea |
| | CONSTANT 500kg load | 2 | T88LL | \$ Ea |

| LEAF SPRING FITMENT KIT - FITS T88C | | | | |
|-------------------------------------|-------------------------|---|-----------------|-------|
| | Urethane Shackle bushes | 1 | TDFK-035 | \$ Kt |
| | U-Bolts | | | |
| | Greaseable Shackles | | | |
| | Greaseable Pins | | | |
| | Centre Bearing Spacer | | | |

| LEAF SPRING FITMENT KIT - FITS T88L & T88LL | | | | |
|---|-------------------------|---|-----------------|-------|
| | Urethane Shackle bushes | 1 | TDFK-036 | \$ Kt |
| | U-Bolts | | | |
| | Greaseable Shackles | | | |
| | Greaseable Pins | | | |
| | Centre Bearing Spacer | | | |

| AIR ASSIST - BELLOWS AIR BAGS | | | | |
|-------------------------------|-----------------------------------|---|-----------------|-------|
| | Bellows Bag kit - Standard Height | 1 | TDAA-135 | \$ Kt |
| | Bellows Bag kit - 45mm Lift | 1 | TDAA-136 | \$ Kt |

Note: Separate Air Assist components can be viewed on page 14.

| AIR ASSIST - BELLOWS WIRELESS AIR SYSTEM | | | | |
|--|---|---|-----------------|-------|
| | Wireless Air System Suits Bellows Airbags | 1 | TDAS-001 | \$ Kt |

| REAR INDIVIDUAL COMPONENTS | | | | |
|----------------------------|-----------------------------------|---|-------------------|-------|
| | Urethane Shackle Bush kit | 1 | TDUK-070 | \$ Kt |
| | U-Bolt kit - Suits T88C only | 2 | TDUB-016 | \$ Kt |
| | U-Bolt kit - Suits T88L & LL only | 2 | TDUB-016HD | \$ Kt |
| | Greaseable Shackle kit | 1 | TDGS-390 | \$ Kt |
| | Greaseable Pin kit | 1 | TDGP-668 | \$ Kt |
| | Centre Bearing Spacer Kit | 1 | TDSP-030 | \$ Kt |

Note: Must be fitted to all Lift kits.

| | | | | |
|--|--|---|-----------------|-------|
| | Relocation Bracket - Matrix LED Headlight Module | 1 | TDSP-031 | \$ Kt |
|--|--|---|-----------------|-------|

ROCK CRAWLING COMPETITION COILOVERS


COILOVER SETUP CAN BE COMPLEX - PLEASE CALL (02) 9672 8899 TO TAILOR A SOLUTION

| COILOVER SETUPS | | | | |
|---|--------------------|-----|---------------------------------|-----|
| CONTENT | PART NO | QTY | DESCRIPTION | RRP |
| SHOCK ABSORBER | | | | |
| | BMX45305 | 2 | 12" Travel Shock (505/810mm) | |
| | BMX45356 | 2 | 14" Travel Shock (565/910mm) | |
| | BMX45406 | 2 | 16" Travel Shock (610/1015mm) | |
| COIL SPRINGS | | | | |
| | TDC-BMX160 | 1 | 160lbs Spring | |
| | TDC-BMX180 | 1 | 180lbs Spring | |
| | TDC-BMX100 | 1 | 100lbs Tender Coil Springs | |
| | TDC-BMX180T | 1 | 180lbs Dual Rate (Tapered) Coil | |
| Custom Coil Design Available - Contact us on (02) 9672 8899 | | | | |
| COMPONENTS | | | | |
| | TDUK-2000 | 1 | Urethane Spring Connector | |
| | TDUK-2001 | 1 | Urethane Protector Sleeve | |
| | 361321 | 2 | QA1 Heim Joints | |

THIS PAGE IS INTENTIONALLY BLANK

BROCHURES
CORFLUTE SIGNS


BROCHURES



COMPLETE SUSPENSION: CAT-006



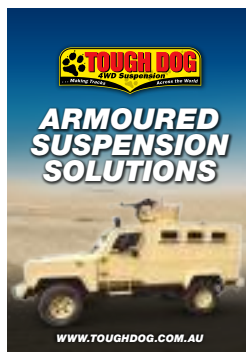
FLEET: CAT-001



GVM UPGRADES: CAT-005



AIR ASSIST: CAT-003



ARMOURED: CAT-002

CORFLUTE SIGNS



SUSPENSION: MER-007/3



PRODUCT: MER-007/4



GVM: MER-007/5

OUTDOOR FLAGS
IN-STORE DISPLAYS

OUTDOOR FLAGS

2.6M FLAG
MER-024



IN-STORE DISPLAYS



MDS KIT/WIDE 1



MDS KIT/WIDE 2

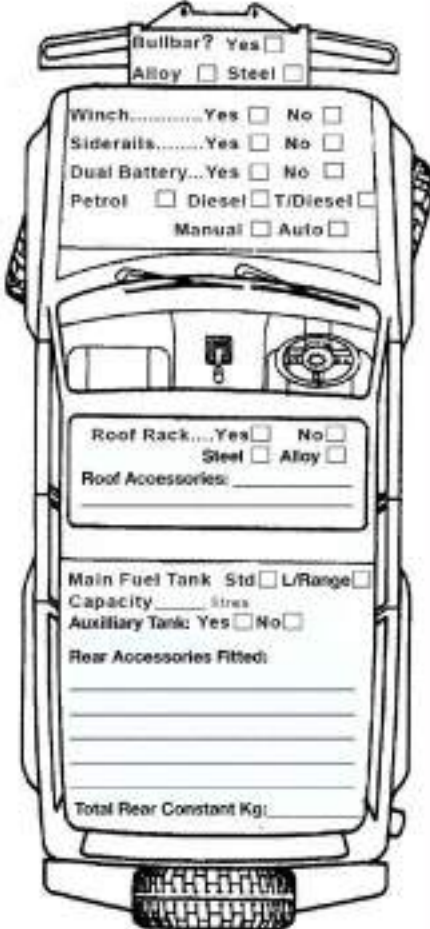


MDS KIT/SLIM 1

PLEASE COMPLETE THIS FORM FOR ALL WARRANTY AND PART RETURN REQUESTS. RETURNED ITEMS NOT ACCOMPANIED BY A FORM WILL EXPERIENCE EXTENSIVE DELAYS IN PROCESSING

| CUSTOMER DETAILS | | | |
|------------------|----------|--|-----------|
| FITTED BY: | | | DATE |
| OWNER'S NAME | | | YEAR |
| ADDRESS | | | MAKE |
| SUBURB | POSTCODE | | MODEL |
| PHONE NUMBER | | | ODOMETER: |
| EMAIL: | | | COMMENTS: |

Measurements should be taken from the bottom of the rim to the wheel arch on each corner. In the case of a tray, measure to the same point each time

| BEFORE & AFTER MEASUREMENTS | AFTERMARKET FITMENTS | BEFORE & AFTER MEASUREMENTS | |
|-----------------------------|---|-----------------------------|--|
| PASSENGER FRONT SIDE |  | DRIVERS FRONT SIDE | |
| ORIGINAL HEIGHT | | | |
| HEIGHT AFTER LIFT | | | |
| HEIGHT 500KM SERVICE | | | |
| SHOCK FITTED (P/N) | | | |
| SPRING FITTED (P/N) | | | |
| COMMENTS | | | |
| PASSENGER REAR SIDE | | DRIVERS REAR SIDE | |
| ORIGINAL HEIGHT | | | |
| HEIGHT AFTER LIFT | | | |
| HEIGHT 500KM SERVICE | | | |
| SHOCK FITTED (P/N) | | | |
| SPRING FITTED (P/N) | | | |
| COMMENTS | | | |

DISCLAIMER FORM



VEHICLES LIFTED MORE THAN 50MM

VEHICLES FITTED WITH A LIFT KIT GREATER THAN 50MM OVER ORIGINAL EQUIPMENT HEIGHT MAY REQUIRE ADDITIONAL CERTIFICATION TO REMAIN FIT FOR REGISTERED USE. CONSULT WITH YOUR DEALER ON THE STEPS TO OBTAIN ENGINEERING CERTIFICATION IN YOUR STATE / TERRITORY.

| CUSTOMER DETAILS | | | |
|------------------|--|-----------|--|
| FITTED BY: | | DATE | |
| OWNER'S NAME | | YEAR | |
| ADDRESS | | MAKE | |
| SUBURB | | POSTCODE | |
| PHONE NUMBER | | ODOMETER: | |
| EMAIL: | | COMMENTS: | |

DECLARATION

The suspension components fitted to this vehicle (Registration _____) are designed to Lift the vehicle by more than 50mm. Vehicles with Lifts greater than 50mm may require engineer's approval to continue to be used as a road-registered vehicle. Information on the certification process differs by jurisdiction.

Ensuring continuing compliance with the requirements of registration is the responsibility of the owner or operator of the vehicle and no liability shall be accepted by any other person. Compliance of the vehicle may be undertaken with the assistance of a qualified certifying engineer, at the expense of the vehicle owner.

| SCHEDULE OF PARTS FITTED | | |
|--------------------------|-------|------|
| | FRONT | REAR |
| SHOCK ABSORBER | | |
| COIL SPRINGS | | |
| STEERING STABILIZER | | |
| PANHARD RODS | | |
| CASTOR BUSHES/ PLATES | | |
| TRANSMISSION SPACERS | | |
| BRAKE HOSES | | |

Signed: _____ Date: _____

Name (Print): _____

DISCLAIMER

4 Way Suspension Products Pty Ltd markets a range of off road products that may require certification from a qualified engineer prior to driving on public roads. The fitment of these items and the operation of the vehicle on public roads or road related areas prior to certification may render the vehicle unroadworthy, and may affect the status of your registration. Please check with the relevant ADR authorities in your state or territory and a qualified engineer. Details of suitable engineers are provided by the state/territory authority.

JOIN THE PACK

READY FOR THE NEXT ADVENTURE!



WWW.TOUGHDOG.COM.AU